



UNITED STATES ENVIRONMENTAL PROTECTION AGENCY
WASHINGTON, DC 20460

OFFICE OF CHEMICAL SAFETY
AND POLLUTION PREVENTION

March 30, 2020

LIZBETH REA
DIRECTOR OF REGULAR AFFAIRS
SIPCAMAGRO USA, INC.
2525 MERIDIAN PARKWAY, SUITE 350
DURHAM, NC 27713

Subject: Label Amendment – Add new crops
Product Name: CLOMAZONE 360 CS HERBICIDE
EPA Registration Number: 60063-58
Application Date: 01/21/2020
Decision Number: 559649

Dear Ms. Rea:

The amended label referred to above, submitted in connection with registration under the Federal Insecticide, Fungicide and Rodenticide Act, as amended, is acceptable. This approval does not affect any conditions that were previously imposed on this registration. You continue to be subject to existing conditions on your registration and any deadlines connected with them.

A stamped copy of your labeling is enclosed for your records. This labeling supersedes all previously accepted labeling. You must submit one copy of the final printed labeling before you release the product for shipment with the new labeling. In accordance with 40 CFR 152.130(c), you may distribute or sell this product under the previously approved labeling for 18 months from the date of this letter. After 18 months, you may only distribute or sell this product if it bears this new revised labeling or subsequently approved labeling. "To distribute or sell" is defined under FIFRA section 2(gg) and its implementing regulation at 40 CFR 152.3.

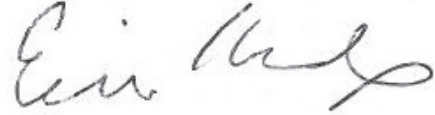
Should you wish to add/retain a reference to the company's website on your label, then please be aware that the website becomes labeling under the Federal Insecticide Fungicide and Rodenticide Act and is subject to review by the Agency. If the website is false or misleading, the product would be misbranded and unlawful to sell or distribute under FIFRA section 12(a)(1)(E). 40 CFR 156.10(a)(5) list examples of statements EPA may consider false or misleading. In addition, regardless of whether a website is referenced on your product's label, claims made on the website may not substantially differ from those claims approved through the registration process. Therefore, should the Agency find or if it is brought to our attention that a website contains false or misleading statements or claims substantially differing from the EPA approved registration, the website will be referred to the EPA's Office of Enforcement and Compliance.

Your release for shipment of the product constitutes acceptance of these conditions. If these conditions are not complied with, the registration will be subject to cancellation in accordance

Page 2 of 2
EPA Reg. No. 60063-58
Decision No. 559649

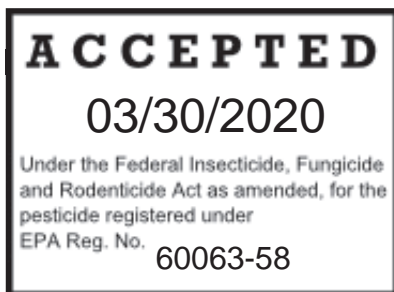
with FIFRA section 6. If you have any questions, please contact Francisco Llarena-Arias by phone at 703-347-0459, or via email at llarena-arias.francisco@epa.gov.

Sincerely,

A handwritten signature in black ink, appearing to read "Erik Kraft". The signature is fluid and cursive, with a large initial "E" and a long, sweeping tail.

Erik Kraft, Product Manager 24
Fungicide and Herbicide Branch
Registration Division (7505P)
Office of Pesticide Programs

Enclosure



Clomazone	Group	13	Herbicide
-----------	-------	----	-----------

Clomazone 360 CS Herbicide

[Alternate Brand Name: Caravel™ Herbicide]

[For control of listed weeds in [Bean, dry and succulent,] [Brassica head and stem vegetable crop group 5-16,] [Chinese Broccoli,] [Cottonseed subgroup 20C,] [Cucurbit vegetables crop group 9,] [Herb subgroup 19A,] [Kohlrabi,] [Pea, succulent,] [Peppermint tops,] [Peppers (Bell and Non-Bell),] [Rapeseed subgroup 20A,] [Rhubarb,] [Rice,] [Soybeans,] [Spearmint tops,] [Stalk and stem vegetable subgroup 22A except kohlrabi,] [Tobacco,] and [Tuberous and corm vegetables (except potato) crop subgroup 1D]

ACTIVE INGREDIENTS:

Clomazone: 2-(2-Chlorophenyl)methyl-4, 4-dimethyl-3-isoxazolidinone31.3%

OTHER INGREDIENTS: 68.7%

TOTAL:..... 100.0%

Contains 3.0 lbs. of Clomazone per gallon.

KEEP OUT OF REACH OF CHILDREN CAUTION

Si usted no entiende la etiqueta, busque a alguien para que se la explique a usted en detalle.
(If you do not understand the label, find someone to explain it to you in detail.)

FIRST AID	
IF ON SKIN OR CLOTHING:	<ul style="list-style-type: none"> Take off contaminated clothing. Rinse skin immediately with plenty of water for 15-20 minutes. Call a poison control center or doctor for treatment advice.
IF SWALLOWED:	<ul style="list-style-type: none"> Call a poison control center or doctor immediately for treatment advice. Have person sip a glass of water if able to swallow. Do not induce vomiting unless told to by a poison control center or doctor. Do not give anything by mouth to an unconscious person.
IF IN EYES:	<ul style="list-style-type: none"> Hold eye open and rinse slowly and gently with water for 15-20 minutes. Remove contact lenses, if present, after the first 5 minutes, then continue rinsing eye. Call a poison control center or doctor for treatment advice.
Call a poison control center or doctor for treatment advice. Have the product container or label with you when calling a poison control center or doctor or going for treatment.	
Emergency Phone Numbers:	(800) 222-1222 Poison Control Center (800) 424-9300 CHEMTREC (transportation and spills)

EPA Registration No. 60063-58
Net Contents: _____ [gallons] [gal.] [__ [L] [liters]]
[Lot number / Label Date Code]

EPA [Establishment] [Est.] No. _____.
[Lot no. begins with xx]

Manufactured for:
Sipcam Agro USA, Inc.
2525 Meridian Parkway, Durham, NC 27713

Read the [entire] label [carefully] before [opening the container.] [using this product.]
See additional Precautionary Statements and Directions for Use inside booklet.

OPTIONAL LABEL LANGUAGE THAT MAY APPEAR ON THE FRONT PANEL OF THE LABEL

[Pull][Peel] back [book] [label] here]

[Application Type] [AG] [Agriculture]

[Product of _____] [if manufactured in a country other than U.S., country name will appear here]

[Herbicide]

PRECAUTIONARY STATEMENTS HAZARDS TO HUMANS AND DOMESTIC ANIMALS

Caution. Harmful if absorbed through skin. Harmful if swallowed. Causes moderate eye irritation. Avoid contact with skin, eyes or clothing. Wash thoroughly with soap and water after handling and before eating, drinking, chewing gum, using tobacco or using the toilet. Remove and wash contaminated clothing before reuse.

PERSONAL PROTECTIVE EQUIPMENT (PPE)

Mixers, loaders, applicators and all other handlers must wear:

- Long sleeved shirt and long pants
- Shoes plus socks
- Waterproof gloves
- Protective eyewear

Follow the manufacturer's instructions for cleaning/maintaining PPE. If no such instructions for washables exist, use detergent and hot water. Keep and wash PPE separately from other laundry.

ENGINEERING CONTROLS

When handlers used closed systems, enclosed cabs, or aircraft in a manner that meets the requirements listed in the Worker Protection Standard (WPS) for agricultural pesticides (40 CFR 170.240(d)(4-6)), the handler PPE requirements may be reduced or modified as specified in the WPS. Pilot must use an enclosed cab that meets the definition listed in the WPS for agricultural pesticides (40 CFR 170.305).

USER SAFETY REQUIREMENTS

Users should:

- Remove PPE immediately after handling this product. Wash the outside of gloves before removing. As soon as possible, wash thoroughly and change into clean clothing.
- Remove clothing/PPE immediately if pesticide gets inside. Then wash thoroughly and put on clean clothing.

ENVIRONMENTAL HAZARDS

Do not apply directly to water, to areas where surface water is present, or to intertidal areas below the mean high water mark. Do not apply when weather conditions favor drift from the area treated. Do not apply where runoff is likely to occur. Do not contaminate water when disposing of equipment washwaters or rinsate. Apply this product only as specified on this label.

Non Target Organism Advisory: This product is toxic to plants and may adversely impact the forage and habitat of non-target organisms, including pollinators, in areas adjacent to the treated site. Protect the forage and habitat of non-target organisms by following label directions intended to minimize spray drift.

SPECIAL RESTRICTION

OFF-SITE MOVEMENT OF SPRAY DRIFT OR VAPORS OF THIS PRODUCT CAN CAUSE FOLIAR WHITENING OR YELLOWING OF SOME PLANTS. Prior to making applications, read and strictly follow all directions, restrictions, and precautions in the application instructions, and spray drift sections.

DIRECTIONS FOR USE

It is a violation of Federal law to use this product in a manner inconsistent with its labeling.

DO NOT apply this product through any type of irrigation system.

DO NOT apply this product in a way that will contact workers or other persons, either directly or through drift. Only protected handlers may be in the area during application. For any requirements specific to your State or Tribe, consult the agency responsible for pesticide regulation.

FAILURE TO FOLLOW THE DIRECTIONS FOR USE AND RESTRICTIONS ON THIS LABEL MAY RESULT IN POOR DISEASE CONTROL OR PLANT INJURY.

AGRICULTURAL USE REQUIREMENTS

Use this product only in accordance with its labeling and with the Worker Protection Standard, 40 CFR Part 170. This standard contains requirements for the protection of agricultural workers on farms, forests, nurseries, and greenhouses, and handlers of agricultural pesticides. It contains requirements for training, decontamination, notification, and emergency assistance. It also contains specific instructions and exceptions pertaining to the statements on the label about personal protective equipment (PPE) and restricted-entry interval. The requirements in this box only apply to uses of this product that are covered by the Worker Protection Standard.

DO NOT enter or allow worker entry into treated areas during the restricted-entry interval (REI) of 12 hours.

Exception: If the product is soil-injected or soil-incorporated, the Worker Protection Standard under certain circumstances, allows workers to enter the treated area if there will be no contact with anything that has been treated.

For early entry into treated areas that is permitted under the Worker Protection Standard and that involves contact with anything that has been treated, including plants, soil or water, wear:

- Coveralls
- Chemical-resistant gloves made of any waterproof material
- Shoes plus socks.

PRODUCT INFORMATION

This product is a microencapsulated formulation of clomazone. All spray drift directions and restrictions listed below must be followed in an effort to avoid off-site foliar whitening or yellowing and any other injuries to sensitive crops and plants. Observe all buffer restrictions. Observe all SPRAY DRIFT directions listed in the section below. Before application, determine air movement and direction.

USE RESTRICTIONS

- **DO NOT** apply through any type of irrigation equipment.
- **DO NOT** apply within 300 feet of downwind crops and desirable non-target plants.
- **DO NOT** apply this product within 1,200 feet of Town and Housing Developments; Commercial Fruit, Nut or Vegetable Production¹; Commercial Greenhouses or Nurseries. (¹Except for vegetable crops registered for use on the Clomazone 360 CS Herbicide label.)
- **DO NOT** apply this product to non-field areas including fence rows, waterways, ditches, and roadsides.

- When moving spray equipment to noncontiguous sites, **DO NOT** allow spray solution to spray or drip from tanks, hoses, fittings, or spray nozzles and tips.

RESISTANCE MANAGEMENT

For resistance management, clomazone is a Group 13 herbicide. Any weed population may contain or develop plants naturally resistant to clomazone and other Group 13 herbicides. The resistant biotypes may dominate the weed population if these herbicides are used repeatedly in the same field. Appropriate resistance management strategies should be followed.

To delay herbicide resistance, take one or more of the following steps:

- Rotate the use of this product or other Group 13 herbicides within a growing season sequence or among growing seasons with different herbicide groups that control the same weeds in a field.
- Use tank mixtures with herbicides from a different group if such use is permitted; where information on resistance in target weed species is available, use the less resistance-prone partner at a rate that will control the target weed(s) equally as well as the more resistance-prone partner. Consult your local extension service or certified crop advisor if you are unsure as to which active ingredient is currently less prone to resistance.
- Adopt an integrated weed-management program for herbicide use that includes scouting and uses historical information related to herbicide use and crop rotation, and that considers tillage (or other mechanical control methods), cultural (e.g., higher crop seeding rates; precision fertilizer application method and timing to favor the crop and not the weeds), biological (weed-competitive crops or varieties) and other management practices.
- Scout before and after herbicide application to monitor weed populations for early signs of resistance development. Indicators of possible herbicide resistance include: (1) failure to control a weed species normally controlled by the herbicide at the dose applied, especially if control is achieved on adjacent weeds; (2) a spreading patch of non-controlled plants of a particular weed species; (3) surviving plants mixed with controlled individuals of the same species. If resistance is suspected, prevent weed seed production in the affected area by an alternative herbicide from a different group or by a mechanical method such as hoeing or tillage. Prevent movement of resistant weed seeds to other fields by cleaning harvesting and tillage equipment when moving between fields, and planting clean seed.
- If a weed pest population continues to progress after treatment with this product, discontinue use of this product, and switch to another management strategy or herbicide with a different mode of action, if available.
- Contact your local extension specialist or certified crop advisors for additional pesticide resistance-management and/or integrated weed-management recommendations for specific crops and weed biotypes.
- For further information or to report suspected resistance, contact your Sipcam Agro USA, Inc. regional representative.

INTEGRATED WEED PEST MANAGEMENT

Integrate this product into an overall weed pest management strategy whenever the use of an herbicide is required. Practices known to reduce weed development (tillage, crop competition) and herbicide use (weed scouting, proper application timing, banding) should be followed wherever possible. Consult local agricultural and weed authorities for additional IPM strategies established for your area.

WEED REFERENCE CHART

GRASSES		BROADLEAVES	
Common Name	Scientific Name	Common Name	Scientific Name
Barnyardgrass	<i>Echinochloa crus-galli</i>	Balloonvine	<i>Cardiospermum halicacabum</i>
Bermudagrass	<i>Cynodon dactylon</i>	Black Nightshade	<i>Solanum</i> spp.
Broadleaf Signalgrass	<i>Urochloa platyphylla</i>	Black Seeded Plantain	<i>Plantago rugelii</i>
Crabgrass (large, smooth)	<i>Digitaria</i> spp.	Cocklebur	<i>Xanthium strumarium</i>
Cupgrass (Southwestern, woolly)	<i>Eriochloa</i> spp.	Common Ragweed	<i>Ambrosia artemisiifolia</i>
Field Sandbur	<i>Cenchrus spinifex</i>	Curly Dock	<i>Rumex crispus</i>
Foxtail (giant, green, purple, robust, yellow)	<i>Setaria</i> spp.	Dayflower	<i>Commelina communis</i>
Goosegrass	<i>Eleusine indica</i>	Florida Beggarweed	<i>Desmodium tortuosum</i>
Itchgrass	<i>Rottboellia cochinchinensis</i>	Galinsoga	<i>Galinsoga</i> spp.
Junglerice	<i>Echinochloa colona</i>	Jimsonweed	<i>Datura stramonium</i>
Panicum (common, fall, Texas)	<i>Panicum</i> spp.	Joint Vetch	<i>Aeschynomene Americana</i>
Red Rice	<i>Oryza punctata</i>	Kochia	<i>Kochia scoparia</i>
Seedling Johnsongrass	<i>Sorghum halepense</i>	Lambsquarter	<i>Chenopodium</i> spp.
Shattercane (Ladysthumb, Pennsylvania)	<i>Sorghum bicolor</i>	Pigweed (redroot, smooth)	<i>Amaranthus</i> spp.
Wild Proso Millet	<i>Panicum miliaceum</i>	Pitted Morningglory	<i>Ipomoea lacunosa</i>
		Prickly Sida	<i>Sida spinosa</i>
		Prostate Spurge	<i>Euphorbia maculata</i>
		Purslane	<i>Portulaca oleracea</i>
		Redvine	<i>Brunnichia ovata</i>
		Redweed	<i>Phytolacca americana</i>
		Smartweed - Ladysthumb	<i>Persicaria maculosa</i>
		Smartweed - Pennsylvania	<i>Polygonum pennsylvanicum</i>
		Spurred Anoda	<i>Anoda cristata</i>
		Tropic Croton	<i>Croton glandulosus</i>
		Velvetleaf	<i>Abutilon theophrasti</i>
		Venice Mallow	<i>Hibiscus trionum</i>
		Wild Poinsettia	<i>Euphorbia cyathophora</i>

MANDATORY SPRAY DRIFT

Ground Boom Applications:

- User must only apply with the nozzle height recommended by the manufacturer, but no more than 4 feet above the ground or crop canopy.
- Applicators are required to use a Coarse or coarser droplet size (ASABE S572.1).
- **DO NOT** apply when wind speeds exceed 15 miles per hour at the application site.
- **DO NOT** apply during temperature inversions.

Aerial Applications

- **DO NOT** release spray at a height greater than 10 ft above the ground or vegetative canopy, unless a greater application height is necessary for pilot safety.
- Applicators are required to use a Coarse or coarser droplet size (ASABE S572.1).
- Applicators must use ½ swath displacement upwind at the downwind edge of the field.
- **DO NOT** apply when wind speeds exceed 15 mph at the application site. If the windspeed is greater than 10 mph, the boom length must be 65% or less of the wingspan for fixed wing aircraft and 75% or less of the rotor diameter for helicopters. Otherwise, the boom length must be 75% or less of the wingspan for fixed-wing aircraft and 90% or less of the rotor diameter for helicopters.
- **DO NOT** apply during temperature inversions.

SPRAY DRIFT ADVISORIES

- THE APPLICATOR IS RESPONSIBLE FOR AVOIDING OFF-SITE SPRAY DRIFT.
- BE AWARE OF NEARBY NON-TARGET SITES AND ENVIRONMENTAL CONDITIONS.

IMPORTANCE OF DROPLET SIZE

An effective way to reduce spray drift is to apply large droplets. Use the largest droplets that provide target pest control. While applying larger droplets will reduce spray drift, the potential for drift will be greater if applications are made improperly or under unfavorable environmental conditions.

Controlling Droplet Size – Ground Boom

- Volume – Increasing the spray volume so that larger droplets are produced will reduce spray drift. Use the highest practical spray volume for the application. If a greater spray volume is needed, consider using a nozzle with a higher flow rate.
- Pressure – Use the lowest spray pressure recommended for the nozzle to produce the target spray volume and droplet size.
- Spray Nozzle – Use a spray nozzle that is designed for the intended application. Consider using nozzles designed to reduce drift.

Controlling Droplet Size – Aircraft

- Adjust Nozzle – Follow nozzle manufacturers recommendations for setting up nozzles. Generally, to reduce fine droplets, nozzles should be oriented parallel with the airflow in flight.

BOOM HEIGHT – Ground Boom

- For ground equipment, the boom should remain level with the crop and have minimal bounce.

RELEASE HEIGHT – Aircraft

- Higher release heights increase the potential for spray drift.

SHIELDED SPRAYERS

- Shielding the boom or individual nozzles can reduce spray drift. Consider using shielded sprayers. Verify that the shields are not interfering with the uniform deposition of the spray on the target area.

TEMPERATURE AND HUMIDITY

- When making applications in hot and dry conditions, use larger droplets to reduce effects of evaporation.

TEMPERATURE INVERSIONS

- Drift potential is high during a temperature inversion. Temperature inversions are characterized by increasing temperature with altitude and are common on nights with limited cloud cover and light to no wind. The presence of an inversion can be indicated by ground fog or by the movement of smoke from a ground source or an aircraft smoke generator. Smoke that layers and moves laterally in a concentrated cloud (under low wind conditions) indicates an inversion, while smoke that moves upward and rapidly dissipates indicates good vertical air mixing. Avoid applications during temperature inversions.

WIND

- Drift potential generally increases with wind speed. AVOID APPLICATIONS DURING GUSTY WIND CONDITIONS.
- Applicators need to be familiar with local wind patterns and terrain that could affect spray drift.

MIXING, LOADING AND APPLYING INSTRUCTIONS

Care must be taken when mixing this product. Avoid mixing in areas adjacent to desirable plants. **OFF-SITE MOVEMENT OF SPRAY DRIFT OR VAPORS OF THIS PRODUCT CAN CAUSE FOLIAR WHITENING OR YELLOWING OF SOME PLANTS.** Prior to making applications, read and strictly

follow all directions, restrictions, and precautions in the application instructions, and SPRAY DRIFT sections.

IMPORTANT: MIXING AND HANDLING INSTRUCTIONS FOR BULK/MINI-BULK CONTAINERS

This product is a microencapsulated herbicide and requires a diaphragm type pump in order to maintain product quality. **DO NOT use gear or piston-type pumps.**

This product is to be diluted into water and then applied to crops by typical agricultural spraying techniques. Always apply this product in sufficient water to obtain thorough, uniform coverage of foliage and crop surfaces. Spray volume to be used will vary with crop and amount of plant growth. Spray volumes range from 10 to 150 gallons per acre for dilute sprays and 5 to 10 gallons per acre for concentrate ground spray application.

Slowly invert container several times to assure uniform mixture. Measure the required amount of this product and pour into the spray tank during filling. Keep agitator running when filling spray tank and during spray operations.

TANK MIXING INSTRUCTIONS

It is the pesticide user's responsibility to ensure that all products are registered for the intended use. Read and follow the applicable restrictions and limitations and directions for use on all product labels involved in tank mixing. Users must follow the most restrictive directions for use and precautionary statements of each product in the tank mixture.

This product may be tank mixed with certain other EPA-registered herbicides to provide a broader spectrum of weed control or to control emerged weeds. Tank mixes are permitted only in states where the tank-mix partner(s) are registered for the crop listed. Before tank mixing pesticides, test compatibility by mixing the products. in a small container first. See the Compatibility Test section.

DO NOT combine this product in the sprayer tank with pesticides, surfactants or fertilizers, unless prior use has shown the combination to be physically compatible, noninjurious and effective under similar use conditions.

When an adjuvant is to be used with this product, use a Council of Producers and Distributors of Agrotechnology (CPDA) certified adjuvant.

Compatibility Test

To determine the physical compatibility of this product with other products, use a jar test. Using a quart jar, add the proportionate amounts of the products to 1 qt. water. Add wettable powders and water dispersible granular products first, then liquid flowables, and emulsifiable concentrates last. After thoroughly mixing, let stand for at least 5 minutes. If the combination remains mixed or can be remixed readily, it is physically compatible. Once compatibility has been proven, use the same procedure for adding required ingredients to the spray tank.

APPLICATION INSTRUCTIONS

Ground Applications

Broadcast or Banded Applications: Apply this product alone or in tank mix combinations by ground equipment using a finished spray volume of 10 to 40 gallons of water per acre. Use nozzles suitable for broadcast boom or banded application of herbicides. See the SPRAY DRIFT sections for specific instructions to reduce spray drift. For this product, tank mixtures with wettable powder or dry flowable formulations, nozzle screens and strainers must be no finer than 50-mesh.

Application rate conversions

Lbs. AI / acre		Fl.oz. / acre		Lbs. AI / acre		Fl.oz. / acre
0.15		6.4		0.5		21.3
0.20		8.5		0.6		25.6
0.25		10.7		0.63		27
0.30		12.8		0.75		32
0.33		14.1		0.8		34
0.35		15		1.0		42.7
0.375		16		1.25		53.3
0.4		17.1		1.5		64

This product may be used as a pre-emergent soil surface applied treatment from 30 days before planting to just prior to crop emergence. If the conditions indicate the need for additional seedbed preparation, the use of equipment which will move the herbicide no deeper than 1 ½ to 2 inches is acceptable.

Banded Applications – Calculate the rates and volumes required by using the following formulas:

$$\frac{\text{Band width in inches}}{\text{Row width in inches}} \times \text{Broadcast Rate per Acre} = \text{Band rate per acre}$$

$$\frac{\text{Band width in inches}}{\text{Row width in inches}} \times \text{Broadcast Rate per Acre} = \text{Band volume per acre}$$

If cultivation after planting is necessary, avoid deep cultivation (no deeper than 1 ½ to 2 inches), which may bring untreated soil to the surface resulting in inadequate weed control.

SPRAYER CLEANUP

To prevent spray tank residues from damaging other crops, **DO NOT** drain or flush equipment on or near desirable trees or other plants, or in areas where their roots may extend or in locations where the chemical may be washed or move into contact with their roots. **DO NOT** contaminate any body of water including irrigation water that may be used on other crops. Sprayer equipment must be carefully rinsed to remove residues of herbicide that might injure other subsequently sprayed crops. Follow the steps below for thoroughly rinsing of spray equipment. Drain any remaining spray solution from tank, pump, hoses and boom and discard in an approved manner as stated below.

1. Clean tank and fittings by:
 - Thoroughly hosing down the inside walls of the spray tank with a quantity of water equal to 1/8 of the total tank capacity and operating the pump to circulate this solution through the sprayer system for 15 minutes.
 - Washing down the outside surfaces of equipment.
 - Removing nozzle tip and screen from end nozzle in each boom section and allowing several gallons of rinsate solution to flush completely through the boom (collect rinsate while flushing).
2. Thoroughly drain remaining rinsate solution from tank, pump and hoses. Combine with boom flushing and dispose of all rinsates from this first rinsing in an approved manner.
 - When switching from water dilutions to applications utilizing crop oil or liquid fertilizer as a carrier, a small volume of crop oil or liquid fertilizer must be flushed through the tank, pump, hoses, and boom prior to the next use. Dispose of crop oil or liquid fertilizer rinsate in an approved manner (see Note for local, state and federal guidelines).
3. Remove the remaining nozzle tips, screens, and the line filter and wash in a pail of warm soapy water, thoroughly rinse and replace.
4. Hose down the inside walls of the spray tank a second time and circulate the solution using the same procedure as noted in #1 above.

5. If the next use of the sprayer will be for applying a pre-emergent or preplant incorporated pesticide on any crop which this product is registered, rinsate from this second rinsing may be utilized by diluting with the water for the next pesticide load.

ROTATIONAL CROPS INFORMATION

Rotational Crop Injury

Under abnormal conditions, injury including whitening or yellowing of leaves may occur on approved rotational crops where undesirable soil residues of this product exist. The following factors can contribute to increased risk of injury to rotational crops.

- Over application resulting from use of worn nozzles, excessive over-lapping of spray swaths, failing to shut off spray booms when turning (end row areas), or slowing or stopping sprayer.
- Soil with pH less than or equal to 5.9.
- Extreme dryness in the four months following application.
- Choice of rotational crop hybrid.

CROP	REPLANTING INSTRUCTIONS
Cotton* Sugarcane Peppermint and Spearmint Rice Soybeans Tobacco Vegetables	If the initial planting/transplanting of a crop fails to produce a uniform stand, the same crop may be replanted in fields treated with this product alone. When tank mixing with a labeled product, refer to the replant instructions and any additional rotational crop instructions for that product. Follow the most restrictive restrictions and instructions for all products used. DO NOT replant treated fields with any crop at intervals that are inconsistent with the rotational crop charts found in the individual crop sections of this label. If replanting is required, follow the directions under Rotational Crop Timing in the individual crop section.

*REQUIREMENTS FOR COTTON PLANTING TIME

DO NOT apply clomazone based product herbicides to cotton unless either disulfoton or phorate organophosphate insecticide is applied in-furrow with the seed at planting time at a minimum of 0.75 pound per acre of active ingredient. **DO NOT** reduce the application rate of the organophosphate insecticide when a clomazone based product herbicide is applied as a banded treatment. Failure to apply either disulfoton or phorate insecticides with clomazone based product herbicides in accordance with in-furrow label use directions can result in crop phytotoxicity (bleaching) and/or stand reduction. Combinations of at planting systemic granular carbamate and organophosphate insecticides in conjunction with Clomazone 360 CS Herbicide may result in injury to cotton. Crop injury may occur with higher clomazone based product herbicide rates on sandy soils. Diuron is not advised for use at planting when a clomazone based product herbicide is used as plant injury may result. Refer to the insecticide product labels for appropriate in-furrow application directions and maximum use rates. Monitor application equipment to insure accurate and uniform placement of the insecticide.

*COTTON REPLANTING INSTRUCTIONS

Cotton may be replanted in fields treated with a clomazone based product herbicide alone if the initial planting of cotton fails to produce a uniform stand. **DO NOT** make a second application of a clomazone based product herbicide. When tank mixing with a labeled product, refer to the replant instructions for that product. **DO NOT** replant treated fields with any crop at intervals that are inconsistent with the ROTATIONAL CROP RESTRICTIONS on the clomazone based product herbicide label. Where a tank mix is used, refer to the product's labels for any additional replant instructions. If replanting is required, follow the directions under REQUIREMENTS FOR COTTON PLANTING TIME noted above.

ROTATIONAL CROP RESTRICTIONS

- For Rice: **DO NOT** make a second pre emergence application of this product. See the Rice section for information on split applications.
- For crops except rice: **DO NOT** make a second application of this product. Split applications are not allowed on any crop except rice.
- Tobacco – Rotational crop time intervals are the same for the Northern and Southern states unless indicated differently below.
- Tobacco – **DO NOT** use on Tobacco Seedling Beds.
- **DO NOT** graze or harvest for food or feed cover crops planted less than 9 months after treatment with this product.
- **DO NOT** allow livestock to graze on treated vines or feed treated vines or vine trash to livestock.
- **DO NOT** replant treated fields with any crop at intervals which are inconsistent with the Rotational Crop Charts in this product label.

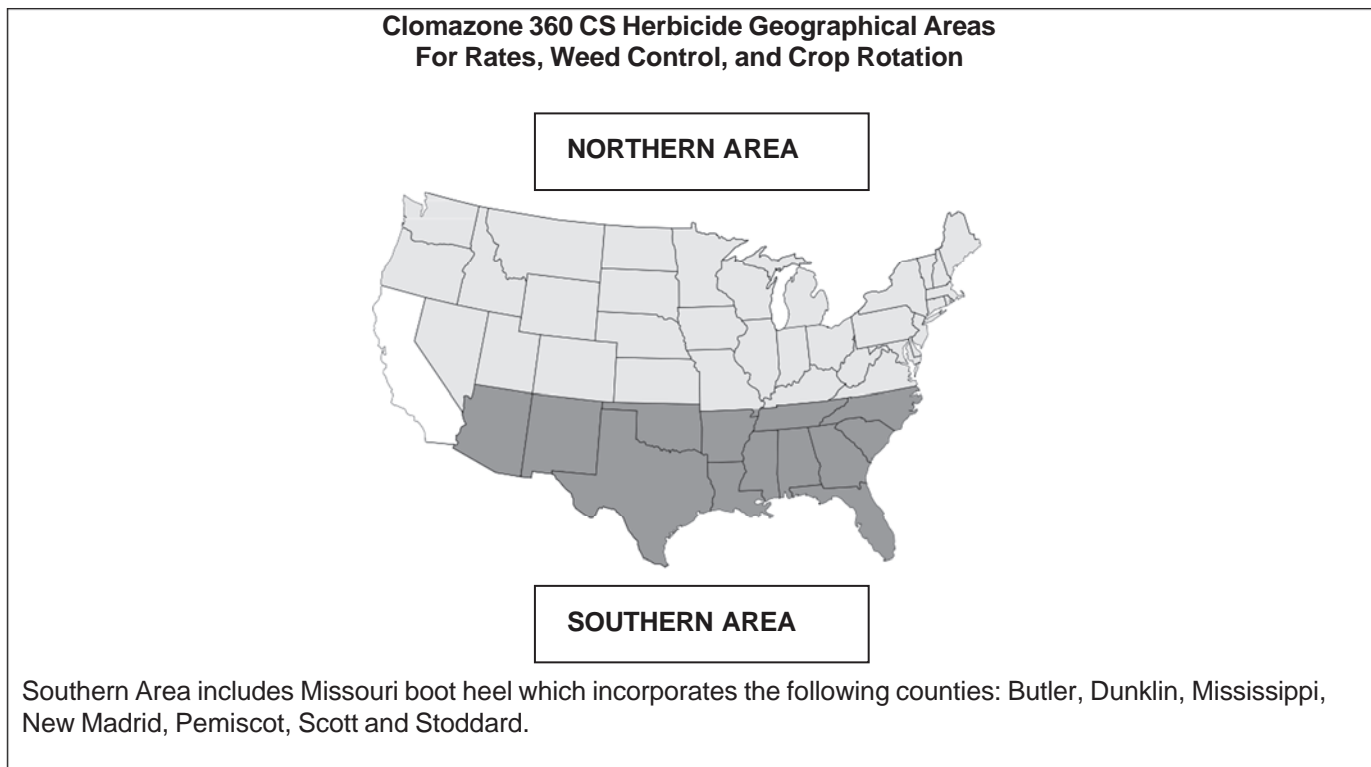
ROTATIONAL CROP PRECAUTIONS

- Cover crops may be planted anytime but stand reductions may occur in some areas.
- Rotate to crops as listed below, otherwise crop injury may occur.

When using this product with other registered herbicides always refer to rotational restrictions and directions on the other product's label.

ROTATIONAL CROP TIMING

For rotational crops to be planted after a failed planting, see the individual crop sections.



ROW CROPS

COTTONSEED SUBGROUP 20C

Crop List: Cotton, Cottonseed; cultivars, hybrids, and/or varieties of these.

PRODUCT INFORMATION

This product may be applied as a pre-emergent banded or broadcast treatment in conventional tillage or conservation tillage systems for the control of annual grasses and broadleaf weeds in cotton.

USE RESTRICTIONS

- **OFF-SITE MOVEMENT OF SPRAY DRIFT OR VAPORS OF THIS PRODUCT CAN CAUSE FOLIAR WHITENING OR YELLOWING OF SOME PLANTS.** Prior to making applications, read and strictly follow all precautions and instructions in the application instructions, and SPRAY DRIFT sections.
- **MAXIMUM APPLICATION RATE PER ACRE PER YEAR:** 53.3 fl.oz./acre (1.25 lbs.AI/acre)
- **SINGLE MAXIMUM USE RATE:** 53.3 fl.oz./acre (1.25 lbs.AI/acre)
- **MAXIMUM NUMBER OF APPLICATIONS PER YEAR:** One (1) application
- **PRE-HARVEST INTERVAL (PHI):** 65 days
- **DO NOT** incorporate this product or use in a tank mixture with any herbicide that requires soil incorporation.
- **DO NOT** allow livestock to graze on treated cotton forage or trash, or feed treated cotton forage or trash to livestock.
- **DO NOT** apply this product to cotton unless either disulfoton or phorate organophosphate insecticide is applied in-furrow with the seed at planting time at a minimum of 0.75 pound per acre of active ingredient.
- **DO NOT** reduce the application rate of the organophosphate insecticide when this product is applied as a banded treatment.

PLANTING REQUIREMENTS FOR COTTON

Failure to apply either disulfoton or phorate insecticides with this product in accordance with in-furrow label use directions can result in crop phytotoxicity (bleaching) and/or stand reduction. Combinations of at planting systemic granular carbamate and organophosphate insecticides in conjunction with this product may result in injury to cotton. Crop injury may occur with higher rates of this product on sandy soils. Diuron is not advised for use at planting when this product is used as plant injury may result. Refer to the insecticide product labels for appropriate in-furrow application directions and maximum use rates. Monitor application equipment to insure accurate and uniform placement of the insecticide.

PRE-EMERGENT BANDED APPLICATIONS

For pre-emergent banded treatments, refer to the directions for banded applications in the APPLICATION INSTRUCTIONS section.

CLOMAZONE 360 CS HERBICIDE APPLIED ALONE – RATES AND WEEDS CONTROLLED^{1,5}

WEEDS	RATE	NOTES
Grasses Suppression of some annual grasses Broadleaves Spurred Anoda, Velvetleaf ²	21.3 fl.oz./acre 0.50 lbs.AI/acre	* Partially Controlled 1 – Use higher label rates (43-53.3 fl.oz./acre (1.0-1.25 lbs. AI/acre)) for fields that have previously been in conservation programs, or where heavy weed pressure is anticipated. Select lower to higher rates based on lighter to heavier soil types. For fields that have previously been in conservation programs, use an application rate of 53.3 fl.oz./acre (1.25 lbs. AI/acre) for cocklebur or common ragweed control.
Grasses Barnyardgrass, Broadleaf Signalgrass, Crabgrass (Large, Smooth), Foxtail (Giant, Green), Goosegrass, Panicum (Common, Fall, Texas), Seedling Johnsongrass, Field Sandbur* Broadleaves Common Ragweed*, Jimsonweed*, Lambsquarter, Pennsylvania Smartweed*, Prickly Sida, Purslane, Redweed, Venice Mallow, Spurred Anoda, Velvetleaf	32 – 53.3 fl.oz./acre 0.75 – 1.25 lbs.AI/acre	2 – For heavy weed pressure or heavy soils use 27 fl.oz./acre (0.63 lbs. AI/acre) to control Velvetleaf or Spurred Anoda. 3 – For control of itchgrass, DO NOT incorporate this product. For high weed pressure and heavy soils, use 53.3 fl.oz. per acre (1.25 lbs. AI/acre).
Grasses All the grasses controlled at the above rate plus Bermudagrass*, Cupgrass: (Southwestern, Woolly), Field Sandbur, Itchgrass ³ , Red Rice* Broadleaves All the broadleaves controlled at the above rate plus Cocklebur, Common Ragweed, Dayflower, Florida Beggarweed, Florida Pusley, Jimsonweed, Kochia*, Redvine*, Tropic Croton, Wild Poinsettia ⁴	42.7 – 53.3 fl.oz./acre 1.0 – 1.25 lbs.AI/acre	4 – Use In AR, LA, MS, TX, and OK only—for high pressure and heavy soils use 53.3 fl.oz. (1.25 lbs. AI/acre)). 5 – See Weed Reference Chart for scientific names of weeds.
Grasses All the grasses controlled at the above rate plus Foxtail: (Purple, Robust, Yellow). Junglerice*, Shattercane*, Wild Proso Millet* Broadleaves All the broadleaves controlled at the above rate plus Balloonvine*, Black Nightshade*, Curly Dock, Joint Vetch*, Kochia, Morningglory (Pitted), Pennsylvania Smartweed, Pigweed (Redroot*, Smooth*)	53.3 fl.oz./acre 1.25 lbs.AI/acre	

This product may be applied in combination with other herbicides registered for use in cotton to broaden the weed control spectrum. It is the pesticide user's responsibility to ensure that all products are registered for the intended use. Read and follow the applicable restrictions and limitations and directions for use on all product labels involved in tank mixing. Users must follow the most restrictive directions for use and precautionary statements of each product in the tank mixture.

REPLANTING INSTRUCTIONS

Cotton may be replanted in fields treated with this product if the initial planting of cotton fails to produce a uniform stand. Follow the timing in the Rotational Crop Timing chart below when replanting other crops. When using this product in a tank mix with other registered herbicides, always refer to replanting instructions and restrictions and directions on the other product's label.

ROTATIONAL CROP TIMING

Rotate to crops as listed below.

Refer to section headed "Rotational Crop Information". When using this product with other registered herbicides always refer to rotational restrictions and directions on the other product's label.

Rate	Anytime	9 Months	12 months
21.3 fl.oz./acre 0.50 lbs.AI/acre	Cabbage (transplanted), Cotton*, Peas, Peppers, Pumpkins (processing), Rice, Soybeans, Squash, Sweet Potato, Tobacco, Tuberous & Corn Vegetables	All crops listed in the Anytime section <i>plus</i> : Cabbage (direct seeded), Corn (Field, Pop, Seed, Sweet), Cotton, Cucurbits, Dry Beans, Peanuts, Potatoes, Snap Beans, Sorghum, Sugar Beets, Tomatoes (Transplanted)	All crops
32 – 42.7 fl.oz./acre 0.75 – 1.0 lbs.AI/acre	Cotton*, Peppers, Rice, Soybeans, Squash (winter 0.75 lb.AI), Sweet Potato, Tobacco, Tuberous & Corn Vegetables	All crops listed in the Anytime section <i>plus</i> : Cabbage, Corn (Field, Pop, Seed, Sweet), Cotton, Cucurbits, Dry Beans, Peanuts, Peas, Potatoes, Pumpkins (processing), Rice, Snap Beans, Sorghum, Squash (summer) Sugar Beets, Tomatoes (Transplanted)	All crops
53.3 fl.oz./acre 1.25 lbs.AI/acre	Cotton*, Soybeans, Sweet Potato, Tobacco, Tuberous & Corn Vegetables	All crops listed in the Anytime section <i>plus</i> : Cabbage, Corn (Field, Pop, Seed, Sweet), Cotton, Cucurbits, Dry Beans, Peanuts, Peas, Peppers, Potatoes, Pumpkins (processing), Rice, Snap Beans, Sorghum, Squash, Sugar Beets, Tomatoes (Transplanted)	All crops

*Refer to the "Rotational Crops Information" section and "Planting Requirements for Cotton" in the Cotton Directions for Use section.

RAPSEED SUBGROUP 20A

Crop List: Borage; crambe; cuphea; echium; flax seed; gold of pleasure; hare's ear mustard; lesquerella; lunaria; meadowfoam; milkweed; mustard seed; oil radish; poppy seed; rapeseed; sesame; sweet rocket; cultivars, varieties, and/or hybrids of these

PRODUCT INFORMATION

For control of annual grass and broadleaf weeds in rapeseed subgroup 20A, apply 21.3 fl. oz. (0.5 lb. AI) of this product in a minimum spray volume of 10 gallons of water per acre as a soil-applied broadcast treatment after seeding and prior to crop and weed emergence.

USE RESTRICTIONS

- **MAXIMUM APPLICATION RATE PER ACRE PER YEAR:** 21.3 fl.oz./acre (0.5 lbs.AI/acre)
- **SINGLE MAXIMUM USE RATE:** 21.3 fl.oz./acre (0.5 lbs.AI/acre)
- **MAXIMUM NUMBER OF APPLICATIONS PER YEAR:** One (1) application
- **PRE-HARVEST INTERVAL (PHI):** 90 days

RICE

RICE – GROUND APPLICATIONS

For control of annual grass weeds in dry-seeded rice, apply this product as a surface broadcast treatment prior to weed emergence.

USE RESTRICTIONS (ALL STATES)

- **OFF-SITE MOVEMENT OF SPRAY DRIFT OR VAPORS OF THIS PRODUCT CAN CAUSE FOLIAR WHITENING OR YELLOWING OF SOME PLANTS.** Prior to making applications, read and strictly follow all precautions and instructions in the application instructions, and SPRAY DRIFT sections.
- **MAXIMUM APPLICATION RATE PER ACRE PER YEAR:** 34 fl.oz./acre (0.8 lbs.AI/acre)
- **SINGLE MAXIMUM USE RATE:** 34 fl.oz./acre (0.8 lbs.AI/acre)
- **MAXIMUM NUMBER OF APPLICATIONS PER YEAR:** One (1) application at 34 fl.oz./acre/year, or a split application with **one** pre-emergent application and one post-emergent application at the rates specified in the **Rates for Single and Split Applications** chart. Application rates are dependent on soil type. The total amount applied cannot exceed 34 fl.oz./acre.
- **DO NOT** retreat fields with a second pre-emergent application of this product.
- **DO NOT make a post application within seven (7) days when a pre-emergence application was uses.**
- **DO NOT** apply this product in water-seeded rice.
- **DO NOT** apply this product on rice fields in where concurrent crayfish or catfish farming are cultural practices.
- **DO NOT** use water containing residues of this product from rice cultivation to irrigate food or feed crops which are not registered for use with clomazone.
- **DO NOT** replant treated fields with any crop at intervals that are inconsistent with the Rotational Crop Timing Chart in this section.
- **DO NOT** graze or harvest for food or feed cover crops planted less than 9 months after treatment with this product.

STATE SPECIFIC RESTRICTIONS

Arkansas Restrictions

- All the products used in a tank mix with this product must be approved by the Arkansas State Plant Board under an Arkansas State Supplemental Label. Follow Arkansas Pesticide Use and Application Act and Restrictions. Act 389 of 1975.

Texas Restrictions

- This product may only be tank mixed with one tank mix partner among the following herbicide active ingredients: bensulfuron-methyl + propanil, carfentrazone-ethyl, cyhalofop-butyl, fenoxaprop-p-ethyl, glyphosate, halosulfuron-methyl, imazethapyr, penoxsulam, propanil, quinclorac, or thiobencarb as well as Crop Oil concentrated or non-ionic surfactant. Only one application of this product plus an approved glyphosate formulation is allowed per year.
- The following herbicide active ingredients may be added to this product + carfentrazone-ethyl for a three-way tank mix: fenoxaprop-p-ethyl, halosulfuron-methyl, imazethapyr, propanil, or quinclorac.
- The following herbicide active ingredients may be added to this product + penoxsulam for a three way/ four-way tank mix: halosulfuron-methyl, propanil, quinclorac, or triclopyr.
- The following three-way tank mix of this product + propanil + halosulfuron-methyl can be used.
- Crop Oil concentrate or non-ionic surfactant may be applied with this product alone or in tank mixes listed above. With split applications, **DO NOT** apply more than a total of 25.6 fl.oz. per acre (0.6 lbs.AI) per acre per year.

It is the pesticide user's responsibility to ensure that all products are registered for the intended use. Read and follow the applicable restrictions and limitations and directions for use on all product labels involved in tank mixing. Users must follow the most restrictive directions for use and precautionary statements of each product in the tank mixture.

USE PRECAUTIONS

- Applying this product to fields which have been precision leveled with deep cuts may cause a rice crop injury including stand loss. Consult with rice specialists for soil amending practices which can reduce potential for herbicide injury in precision leveled fields.
- Partial weed control may result if levees are pulled after this product has been applied. Application of this product in fields which have been precision leveled with deep cuts may cause in rice crop injury including stand loss. Consult with rice specialists for soil amending practices which can reduce potential for herbicide injury in precision leveled fields.

RICE APPLICATION INFORMATION

This product can be used on rice either in one application (at 34 fl.oz./acre/year), or in a split application with **one** pre-emergent application and **one** post-emergent application. See the specified rates in the **Rates for Single and Split Applications** chart. Application rates are dependent on soil type. The total amount applied cannot exceed 34 fl.oz./acre. Fields must not be treated with a second pre-emergent application of this product. Split applications are not allowed on any other crop.

- Apply in a minimum of 5 gallons of finished spray per acre.
- Apply this product prior to weed emergence from 14 days before seeding to 7 days after seeding or make an application after seeding up to the 5-leaf stage of rice, to extend pre emergence residual grass control.
- In case weeds are already present, include a post emergence herbicide with the application.
- Observe all buffer restriction noted in the APPLICATION INSTRUCTIONS section.
- Apply this product to water seeded rice 14 days before planting or during rice pegging up to re-flooding but before weed grass emergence.
- Off-site movement of spray drift or vapors of this product can cause foliar whitening or yellowing of some plants.

Pre-Emergence Surface Broadcast Applications

Apply this product, prior to weed emergence, as a surface broadcast application 14 days before planting or up to 7 days after planting. Use ground equipment in a minimum of 10 to 40 gallons of water per acre at the rate of 10.7 to 34 fl.oz. of product (0.25 to 0.80 lbs./AI) per acre depending upon the soil texture. See the tables below for specific use rates and for weeds controlled.

For heavy soils, use the higher specified rate in order to assure satisfactory efficacy.

For pre-emergence broadcast treatments, see the APPLICATION INSTRUCTIONS section of the label.

Early Post-emergence Applications

To provide pre-emergence and residual control of grass weeds, apply this product to rice as an early post-emergence treatment after planting to the 5-leaf stage. Use ground equipment with nozzles that produce a coarse spray and a minimum of 10-40 gallons of water per acre. See the tables below for specific rates and weeds controlled.

For control of grass present at the time of application, apply a post-emergence herbicide registered for the control of grass weeds in rice. Follow all the directions and restrictions of the post emergence herbicide being used.

Clomazone 360 CS Herbicide Applied Alone

Apply this product as both pre-emergence surface broadcast applications and early post-emergence applications (out to the 5-leaf stage) during the same year to control the weeds listed below. **DO NOT** retreat fields with a second pre-emergent application of this product.

Use lower listed rates on lighter soils and higher listed rates on heavier soils.

Rates for Single and Split Applications

Soil Texture	Single Application*	Split Applications	
	Broadcast Rates per Acre	Broadcast Rates per Acre Pre-Emergent Application	Broadcast Rates per Acre Post-Emergent Application
Coarse (light) soils: sand, loamy sand, sandy loam	10.7 – 14.1 fl.oz. product (0.25 – 0.33 lbs. AI)	10.7 fl.oz. product (0.25 lbs. AI)	8.5 – 10.7 fl.oz. product (0.2 – 0.25 lbs. AI)
Medium soils: loam, silt, silt loam, sandy clay, sandy clay loam	17.1 – 21.3 fl.oz. product (0.4 – 0.5 lbs. AI)	12.8 – 15 fl.oz. product (0.3 – 0.35 lbs. AI)	10.7 – 12.8 fl.oz. product (0.25 – 0.3 lbs. AI)
Fine (heavy) soils: silty clay, clay loam, silty clay loam, clay	21.3 – 34 fl.oz. product (0.5 – 0.8 lbs. AI)	17.1 – 21.3 fl.oz. product (0.4 – 0.5 lbs. AI)	12.8 – 17.1 fl.oz. product (0.3 – 0.4 lbs. AI)

* Pre-emergence or Post-emergence Rates

CLOMAZONE 360 CS HERBICIDE APPLIED ALONE – RATES AND WEEDS CONTROLLED¹

WEEDS	RATE/ACRE	NOTES
Grasses Barnyardgrass, Broadleaf Signalgrass, Crabgrass (Large, Smooth), Panicum (Common, Fall, Texas), Sprangletop	10.7 – 34 fl.oz. product (0.25 – 0.8 lbs. AI)	1 – See Weed Reference Chart for scientific names of weeds. Additional use of labeled post-emergence herbicide applications may be required. Partial weed control may result if levees are pulled after this product has been applied.

REPLANTING INSTRUCTIONS

Rice may be replanted in fields treated with this product if the initial planting of rice fails to produce a uniform stand.

Follow the timing in the Rotational Crop Timing chart below when replanting other crops.

When using this product with other registered herbicides, always refer to replanting instructions and restrictions and directions on the other product’s label.

ROTATIONAL CROP TIMING

Rotate to crops as listed below. Refer to section headed “Rotational Crop Information” for restrictions, cotton planting instructions, and other information.

When using this product with other registered herbicides always refer to rotational restrictions and directions on the other product’s label.

Rate	Anytime	Nine months	12 months
10.7 – 34 fl.oz. product (0.25 – 0.8 lbs. AI)	Cotton*, Peas, Peppers, Pumpkins (processing), Rice, Soybeans, Squash, Sweet Potato, Tobacco, Tuberous & Corm Vegetables	All crops listed in the Anytime section <i>plus:</i> Corn (Field, Pop, Seed, Sweet), Cotton, Cucurbits, Dry Beans, Peanuts, Potatoes, Snap Beans, Sorghum, Sugar Beets, Tomatoes (Transplanted)	All crops

*Refer to the “Rotational Crops Information” section and “Planting Requirements for Cotton” in the Cotton Directions for Use section.

RICE – AERIAL APPLICATIONS

Application Rates

States	Soil Texture	Broadcast Rates per Acre*	Acre per Gallon
Arkansas Louisiana Mississippi Missouri	Coarse (light) soils: sand, loamy sand, sandy loam	10.7 – 14.1 fl.oz. product (0.25 – 0.33 lbs. AI)	9.1 - 11.6
	Medium soils: loam, silt, silt loam, sandy clay, sandy clay loam	17.1 – 21.3 fl.oz. product (0.4 – 0.5 lbs. AI)	6.1 – 7.5
	Fine (heavy) soils: silty clay, clay loam, silty clay loam, clay	21.3 – 34 fl.oz. product (0.5 – 0.8 lbs. AI)	3.8 – 6.1
Texas	Coarse (light) soils: sand, loamy sand, sandy loam	10.7 – 12.8 fl.oz. product (0.25 – 0.3 lbs. AI)	9.9 – 11.6
	Medium soils: loam, silt, silt loam, sandy clay, sandy clay loam	17.1 fl.oz. product (0.4 lbs. AI)	7.5
	Fine (heavy) soils: silty clay, clay loam, silty clay loam, clay	21.3 – 25.6 fl.oz. product (0.5 – 0.6 lbs. AI)	4.9 – 6.1

Broadcast Rates per Acre* (Use lower listed rates on lighter soils and higher listed rates on heavier soils.)

Aerial Requirements

Aircraft used to apply this product shall be configured and operated in such manner as to minimize off-site spray movement to desirable species. See specific directions for aerial applications in the MANDATORY SPRAY DRIFT and SPRAY DRIFT ADVISORIES sections.

RESTRICTIONS (ALL STATES)

- **MAXIMUM APPLICATION RATE PER ACRE PER YEAR:** 34 fl.oz./acre (0.8 lbs.AI/acre)
- **SINGLE MAXIMUM USE RATE:** 34 fl.oz./acre (0.8 lbs.AI/acre)
- **MAXIMUM NUMBER OF APPLICATIONS PER YEAR:** One (1) application at 34 fl.oz./acre/year, or a split application with **one** pre-emergent application and one post-emergent application at the rates specified in the **Rates for Single and Split Applications** chart. Application rates are dependent on soil type. The total amount applied cannot exceed 34 fl.oz./acre.
- **DO NOT** retreat fields with a second pre-emergent application of this product.
- **DO NOT make a post application within seven (7) days when a pre-emergence application was uses.**
- Apply in a minimum of 5 gallons of finished spray per acre.
- Apply this product prior to weed emergence from 14 days before seeding to 7 days after seeding or make an application after seeding up to the 5-leaf stage of rice, to extend pre emergence residual grass control.
- In case weeds are already present include a post emergence herbicide with the application.
- **DO NOT** apply this product in rice fields where catfish or crayfish farming is included in cultural practices.
- **DO NOT** use water containing residues of this product from rice cultivation for irrigation of food or feed crops that are not registered for use with this product.
- Apply this product to water seeded rice 14 days before planting or during rice pegging up to re-flooding but before weed grass emergence.
- Off-site movement of spray drift or vapors of this product can cause foliar whitening or yellowing of some plants. **DO NOT** make applications of this product during temperature inversions and when spray particles may be carried by air currents where desirable plants and crops are growing.
- Before spraying applicator must determine that wind direction is blowing away from desirable crops and plants. **DO NOT** apply within 300 feet of downwind crops and desirable non-target plants. The applicator must check before spraying contiguous properties they do not own or lease.
- **DO NOT** apply this product within 1,200 feet of Town and Housing Developments; Commercial

Fruit, Nut or Vegetable Production¹; Commercial Greenhouses or Nurseries. (¹Except for vegetable crops registered for use on the Clomazone 360 CS Herbicide label.)

- Before applying this product, read and strictly follow all directions and instructions.

STATE SPECIFIC RESTRICTIONS

Arkansas Restrictions

- All the products used in a tank mix with this product must be approved by the Arkansas State Plant Board under an Arkansas State Supplemental Label. Follow Arkansas Pesticide Use and Application Act and Restrictions. Act 389 of 1975.

Missouri Restrictions

- This product can only be applied by air to rice grown in the following Missouri counties principally located in the Missouri boot heel region: Bollinger, Butler, Dunklin, Mississippi, New Madrid, Pemiscot, Ripley, Scott, Stoddard, Wayne.

Texas Restrictions

- **This product can ONLY be applied by air to rice in the following Texas counties:** Austin, Brazoria, Calhoun, Chambers, Colorado, Fort Bend (North and East of Highway 36), Galveston, Jackson, Jefferson, Lavaca, Liberty, Matagorda, Victoria, Waller, and Wharton.
- This product must only be applied when the potential for drift to adjacent sensitive area (known habitat for endangered species) is minimal (wind is blowing away from sensitive area).

PRECAUTIONS

- Partial weed control may result if levees are pulled after this product has been applied.
- Application of this product in fields which have been precision leveled with deep cuts may cause in rice crop injury including stand loss. Consult with rice specialists for soil amending practices which can reduce potential for herbicide injury in precision leveled fields.

CLOMAZONE 360 CS HERBICIDE APPLIED ALONE – RATES AND WEEDS CONTROLLED¹

WEEDS	RATE/ACRE	NOTES
Grasses Barnyardgrass, Broadleaf Signalgrass, Crabgrass (Large, Smooth), Panicum (Common, Fall, Texas), Sprangletop	10.7 – 34 fl.oz. product (0.25 – 0.8 lbs.AI)	1 – See Weed Reference Chart for scientific names of weeds. Additional use of labeled post-emergence herbicide applications may be required. Partial weed control may result if levees are pulled after this product has been applied.

SOYBEANS

This product may be utilized as a pre-emergent soil applied treatment for the control of annual grass and broadleaf weeds in soybeans.

This product may be applied alone or tank mixed with other pre-emergent soybean herbicides to widen the weed control spectrum. This product may be tank mixed with products containing the following active ingredients: chlorimuron-ethyl + metribuzin, s-metolachlor, alachlor, linuron, linuron + chlorimuron-ethyl, pendimethalin, imazethapyr, imazaquin, metribuzin, ethalfluralin, metolachlor, pendimethalin + imazaquin, or any other herbicides registered for use on soybeans. It is the pesticide user's responsibility to ensure that all products are registered for the intended use. Read and follow the applicable restrictions and limitations and directions for use on all product labels involved in tank mixing. Users must follow the most restrictive directions for use and precautionary statements of each product in the tank mixture.

Water or liquid fertilizer may be used as a carrier for this product when applied alone, or when tank mixed with the herbicides listed above, unless use directions specifically state otherwise.

USE RESTRICTIONS

- **OFF-SITE MOVEMENT OF SPRAY DRIFT OR VAPORS OF THIS PRODUCT CAN CAUSE FOLIAR WHITENING OR YELLOWING OF SOME PLANTS.** Prior to making applications, read and strictly follow all precautions and instructions in the application instructions, and SPRAY DRIFT sections.
- **MAXIMUM APPLICATION RATE PER ACRE PER YEAR:** 53.3 fl.oz./acre (1.25 lbs.AI/acre)
- **SINGLE MAXIMUM USE RATE:** 53.3 fl.oz./acre (1.25 lbs.AI/acre)
- **MAXIMUM NUMBER OF APPLICATIONS PER YEAR:** One (1) application
- **DO NOT** allow livestock to graze on treated soybean vines, or feed treated vines or vine trash to livestock.
- **DO NOT** replant treated fields with any crop at intervals which are inconsistent with the Rotational Crop Instructions on this label.
- **DO NOT** graze or harvest for food or feed cover crops planted less than 9 months after treatment with this product.

Pre-emergence application of Clomazone 360 CS followed by post-emergence application of other authorized soybean herbicides

Post-emergence herbicides approved for use on soybeans may be applied following treatments of this product alone or in tank mix combinations for control of emerged weeds as listed on the post-emergence product labels. Read and follow the precautionary statements, directions for use, rates of application, restrictions and all other information appearing on the product labels.

NORTHERN SOYBEAN STATES (See Map)

CLOMAZONE 360 CS HERBICIDE APPLIED ALONE – RATES AND WEEDS CONTROLLED^{1,3}

WEEDS	RATE	NOTES
Grasses Suppression of some annual grasses Broadleaves Spurred Anoda, Velvetleaf ²	21.3 fl.oz./acre 0.50 lbs.AI/acre	* Partially Controlled
Grasses Barnyardgrass, Crabgrass (Large, Smooth), Field Sandbur, Foxtail (giant, green, robust, yellow), Goosegrass, Panicum (Common, Fall, Texas), Seedling Johnsongrass* Broadleaves Common Ragweed*, Galinsoga, Jimsonweed*, Lambsquarters, Prickly Sida, Purslane, Smartweed (Ladysthumb*, Pennsylvania*), Venice Mallow, Spurred Anoda, Velvetleaf	32 – 53.3 fl.oz./acre 0.75 – 1.25 lbs.AI/acre	1 – Use higher label rates of 43-53.3 fl.oz./acre (1.0-1.25 lbs. AI/acre) for fields that have previously been in conservation programs, or where heavy weed pressure is anticipated. Select lower to higher rates based on lighter to heavier soil types.
Grasses All the grasses controlled at the above rate plus Bermudagrass*, Broadleaf Signalgrass, Cupgrass: (Southwestern, Woolly), Seedling Johnsongrass, Shattercane*, Wild Proso Millet* Broadleaves All the broadleaves controlled at the above rate plus Black Seeded Plantain, Cocklebur*, Common Ragweed, Jimsonweed, Kochia, Smartweed (Ladysthumb, Pennsylvania), Tropic Croton	42.7 – 53.3 fl.oz./acre 1.0 – 1.25 lbs.AI/acre	2 – For heavy weed pressure or heavy soils use 27 fl.oz./acre (0.63 lbs. AI/acre) to control Velvetleaf or Spurred Anoda. 3 – See Weed Reference Chart for scientific names of weeds.

SOUTHERN SOYBEAN STATES (See Map)

CLOMAZONE 360 CS HERBICIDE APPLIED ALONE – RATES AND WEEDS CONTROLLED^{1,3,5}

WEEDS	RATE	NOTES
Grasses Suppression of some annual grasses Broadleaves Spurred Anoda, Velvetleaf ²	21.3 fl.oz./acre 0.50 lbs.AI/acre	* Partially Controlled
Grasses Barnyardgrass, Broadleaf Signalgrass, Crabgrass (Large, Smooth), Field Sandbur*, Foxtail (Giant, Green), Goosegrass, Panicum (Common, Fall, Texas), Seedling Johnsongrass Broadleaves Common Ragweed*, Jimsonweed*, Lambsquarter, Pennsylvania Smartweed*, Prickly Sida, Purslane, Redweed, Venice Mallow, Spurred Anoda, Velvetleaf	32 – 53.3 fl.oz./acre 0.75 – 1.25 lbs.AI/acre	1 – Use higher label rates of 43-53.3 fl.oz./acre (1.0-1.25 lbs. AI/acre) for fields that have previously been in conservation programs, or where heavy weed pressure is anticipated. Select lower to higher rates based on lighter to heavier soil types. For fields that have previously been in conservation programs, use an application rate of 53.3 fl.oz./acre (1.25 lbs. AI/acre) for cocklebur or common ragweed control.
Grasses All the grasses controlled at the above rate plus Bermudagrass*, Cupgrass: (Southwestern, Woolly), Field Sandbur, Itchgrass ³ , Red Rice* Broadleaves All the broadleaves controlled at the above rate plus Cocklebur, Common Ragweed, Dayflower, Florida Beggarweed, Florida Pusley, Jimsonweed, Kochia*, Redvine*, Tropic Croton, Wild Poinsettia ⁴	42.7 – 53.3 fl.oz./acre 1.0 – 1.25 lbs.AI/acre	2 – For heavy weed pressure or heavy soils use 27 fl.oz./acre (0.63 lbs. AI/acre) per acre to control Velvetleaf or Spurred Anoda. 3 – For control of itchgrass, DO NOT incorporate this product.

<p>Grasses All the grasses controlled at the above rate plus Foxtail: (Purple, Robust, Yellow). Junglerice*, Shattercane*, Wild Proso Millet*</p> <p>Broadleaves All the broadleaves controlled at the above rate plus Balloonvine*, Black Nightshade*, Curly Dock, Joint Vetch*, Kochia, Morningglory (Pitted), Pennsylvania Smartweed, Pigweed (Redroot*, Smooth*), Prostate Spurge</p>	<p>53.3 fl.oz./acre 1.25 lbs.AI/acre</p>	<p>4 – Use In AR, LA, MS, TX, and OK only—for high pressure and heavy soils use 53.3 fl.oz./acre (1.25 lbs. AI/acre).</p> <p>5 – See Weed Reference Chart for scientific names of weeds.</p>
---	--	--

REPLANTING INSTRUCTIONS

Soybeans may be replanted in fields treated with this product if the initial planting of soybeans fails to produce a uniform stand. Follow the timing in the rotational crop timing charts below when replanting other crops.

When using this product with other registered herbicides, always refer to replanting instructions and restrictions and directions on the other product’s label.

ROTATIONAL CROP TIMING

Rotate to crops as listed below. Refer to section headed “Rotational Crop Information”. When using this product with other registered herbicides always refer to rotational restrictions and directions on the other product’s label.

Cover crops may be planted anytime but stand reductions may occur in some areas.

NORTHERN STATES ROTATIONAL CROP TIMING

Rate	Anytime	9 months	12 months	16 months
<p>21.3 fl.oz./acre 0.50 lbs.AI/acre</p>	<p>Cabbage (transplanted), Cotton*, Peas, Peppers, Pumpkins (processing), Rice, Soybeans, Squash, Sweet Potato, Tobacco, Tuberous & Corm Vegetables</p>	<p>All crops listed in the Anytime section <i>plus</i>: Cabbage (direct seeded), Corn (Field, Pop, Seed, Sweet), Cotton, Cucurbits, Dry Beans, Peanuts, Potatoes, Snap Beans, Sorghum, Sugar Beets, Tomatoes (Transplanted)</p>	<p>All crops listed in the 9 months section <i>plus</i>: Tomatoes (all) Wheat</p>	<p>All crops</p>
<p>32 fl.oz./acre 0.75 lbs.AI/acre</p>	<p>Cotton*, Peppers, Rice, Soybeans, Squash (winter), Sweet Potato, Tobacco, Tuberous & Corm Vegetables</p>	<p>All crops listed in the Anytime section <i>plus</i>: Cabbage, Corn (Field, Pop, Seed, Sweet), Cotton, Cucurbits, Dry Beans, Peanuts, Peas, Potatoes, Pumpkins (processing), Rice, Snap Beans, Sorghum, Squash (summer) Sugar Beets, Tomatoes (Transplanted)</p>	<p>All crops listed in the 9 months section <i>plus</i>: Tomatoes (all) Wheat</p>	<p>All crops</p>
<p>42.7 fl.oz./acre 1.0 lb.AI/acre</p>	<p>Cotton*, Peppers, Soybeans, Sweet Potato, Tobacco, Tuberous & Corm Vegetables</p>	<p>All crops listed in the Anytime section <i>plus</i>: Cabbage, Corn (Field, Pop), Cotton, Cucurbits, Dry Beans, Peanuts, Peas, Potatoes, Pumpkins (processing), Rice, Snap Beans, Sorghum, Squash, Sugar Beets, Tomatoes (Transplanted)</p>	<p>All crops listed in the 9 months section <i>plus</i>: Corn (Seed, Sweet), Tomatoes (all) Wheat</p>	<p>All crops</p>

*Refer to the “Rotational Crops Information” section and “Planting Requirements for Cotton” in the Cotton Directions for Use section.

SOUTHERN STATES ROTATIONAL CROP TIMING

Rate	Anytime	9 months	12 months
21.3 fl.oz./acre 0.50 lbs.AI/acre	Cabbage (transplanted), Cotton*, Peas, Peppers, Pumpkins (processing), Rice, Soybeans, Squash, Sweet Potato, Tobacco, Tuberous & Corm Vegetables	All crops listed in the Anytime section <i>plus</i> : Cabbage (direct seeded), Corn (Field, Pop, Seed, Sweet), Cotton, Cucurbits, Dry Beans, Peanuts, Potatoes, Snap Beans, Sorghum, Sugar Beets, Tomatoes (Transplanted)	All crops
32 – 42.7 fl.oz./acre 0.75 – 1.0 lbs.AI/acre	Cotton*, Peppers, Rice, Soybeans, Squash (winter) (16 fl.oz), Sweet Potato, Tobacco, Tuberous & Corm Vegetables	All crops listed in the Anytime section <i>plus</i> : Cabbage, Corn (Field, Pop, Seed, Sweet), Cotton, Cucurbits, Dry Beans, Peanuts, Peas, Potatoes, Pumpkins (processing), Rice, Snap Beans, Sorghum, Squash (summer) Sugar Beets, Tomatoes (Transplanted)	All crops
53.3 fl.oz./acre 1.25 lbs.AI/acre	Cotton*, Peppers, Soybeans, Sweet Potato, Tobacco, Tuberous & Corm Vegetables	All crops listed in the Anytime section <i>plus</i> : Cabbage, Corn (Field, Pop, Seed, Sweet), Cotton, Cucurbits, Dry Beans, Peanuts, Peas, Peppers, Potatoes, Pumpkins (processing), Rice, Snap Beans, Sorghum, Squash, Sugar Beets, Tomatoes (Transplanted)	All crops

*Refer to the “Rotational Crops Information” section and “Planting Requirements for Cotton” in the Cotton Directions for Use section.

SUGARCANE

This product may be utilized as a pre-emergent soil applied treatment for the control of annual grass and broadleaf weeds in sugarcane.

This product may be used at rates of 42.7 – 53.3 fl.oz. (1.0 to 1.25 lb.AI) per acre on newly planted or ratoon sugarcane using ground equipment in a minimum of 10 to 40 gallons of water per acre. This product may be applied in late summer or early fall to newly planted sugarcane and to newly planted or ratoon sugarcane as a pre-emerge in spring through layby.

USE RESTRICTIONS

- **OFF-SITE MOVEMENT OF SPRAY DRIFT OR VAPORS OF THIS PRODUCT CAN CAUSE FOLIAR WHITENING OR YELLOWING OF SOME PLANTS.** Prior to making applications, read and strictly follow all precautions and instructions in the application instructions, and SPRAY DRIFT sections.
- **MAXIMUM APPLICATION RATE PER ACRE PER YEAR:** 53.3 fl.oz./acre (1.25 lbs.AI/acre)
- **SINGLE MAXIMUM USE RATE:** 53.3 fl.oz./acre (1.25 lbs.AI/acre)
- **MAXIMUM NUMBER OF APPLICATIONS PER YEAR:** One (1) application
- **PRE-HARVEST INTERVAL (PHI): DO NOT** apply this product within 120 days prior to harvest on sugarcane for milling.
- **DO NOT** replant treated fields with any crop at intervals that are inconsistent with the ROTATIONAL CROP RESTRICTIONS on this product label
- **DO NOT** allow livestock to graze on treated sugarcane forage or trash, or feed treated sugarcane forage or trash to livestock.
- **DO NOT** graze or harvest for food or feed cover crops planted less than 9 months after treatment with this product.

PRE-EMERGENT BANDED APPLICATION

For pre-emergent-banded treatments, refer to the directions for banded application in the Application Instructions section.

CLOMAZONE 360 CS HERBICIDE APPLIED ALONE – RATES AND WEEDS CONTROLLED^{1,3}

WEEDS	RATE	NOTES
<p>Grasses Barnyardgrass, Broadleaf Signalgrass, Crabgrass (Large, Smooth), Cupgrass (southwestern, woolly), Field Sandbur, Foxtail (giant, green), Goosegrass, Itchgrass², Panicum (Common, Fall, Texas), Red Rice* Seedling Johnsongrass</p> <p>Broadleaves Cocklebur, Common Ragweed*, Dayflower, Florida Beggarweed, Jimsonweed, Kochia*, Lambsquarter, Pennsylvania Smartweed*, Prickly Sida, Purslane, Redvine*, Redweed, Spurred Anoda, Tropic Croton, Velvetleaf, Venice Mallow, Wild Poinsettia</p>	<p>42.7 – 53.3 fl.oz./acre 1.0 – 1.25 lbs.AI/acre</p>	<p>* Partially Controlled</p> <p>1 – For Suppression, this product at 42.7 fl.oz./acre (1.0 lbs. AI/acre) applied immediately after planted sugarcane in late summer and early fall has been effective in delaying Bermudagrass reestablishment.</p> <p>2 – For control of itchgrass, DO NOT incorporate this product. For heavy weed population and heavy soils, use 53.3 fl.oz./acre (1.25 lbs. AI/acre).</p>
<p>Grasses All the grasses controlled at the above rate plus Bermudagrass¹, Foxtail (purple, robust, yellow), Junglerice*, Shattercane*, Wild Proso Millet*</p> <p>Broadleaves All the broadleaves controlled at the above rate plus Balloonvine*, Black Nightshade*, Curly Dock, Joint Vetch*, Kochia, Pitted Morningglory, Pennsylvania Smartweed, Pigweed (redroot*, smooth*)</p>	<p>53.3 fl.oz./acre 1.25 lbs.AI/acre</p>	<p>3 – See Weed Reference Chart for scientific names of weeds.</p>

CLOMAZONE 360 CS HERBICIDE MAY BE APPLIED WITH OTHER PRE-EMERGENT HERBICIDES REGISTERED FOR USE IN SUGARCANE.

This product may be applied in combination with other herbicides registered for use in sugarcane. It is the pesticide user’s responsibility to ensure that all products are registered for the intended use. Read and follow the applicable restrictions and limitations and directions for use on all product labels involved in tank mixing. Users must follow the most restrictive directions for use and precautionary statements of each product in the tank mixture.

REPLANTING INSTRUCTIONS

Sugarcane may be replanted in fields treated with this product if the initial planting of sugarcane fails to produce a uniform stand. Follow the timing in the rotational crop timing chart below when replanting other crops.

When using this product with other registered herbicides, always refer to replanting instructions and restrictions and directions on the other product’s label.

ROTATIONAL CROP RESTRICTIONS

Rotate to crops as listed below, otherwise crop injury may occur. Refer to sections headed “Rotational Crops Information”.

Note: When using this product with other registered herbicides always refer to rotational restrictions and directions on the other product’s label.

Cover crops may be planted anytime but stand reductions may occur in some areas.

Rate	Anytime	9 months	12 months
42.7 fl.oz./acre 1.0 lb.AI/acre	Cotton*, Peppers, Soybeans, Sugarcane, Sweet Potato, Tobacco, Tuberous & Corm Vegetables	All crops listed in the Anytime section <i>plus</i> : Cabbage, Corn (Field, Pop, Seed, Sweet), Cotton, Cucurbits, Dry Beans, Peanuts, Peas, Potatoes, Pumpkins (processing), Rice, Snap Beans, Sorghum, Squash, Sugar Beets, Tomatoes (Transplanted)	All crops
53.3 fl.oz./acre 1.25 lbs.AI/acre	Cotton*, Soybeans, Sugarcane, Sweet Potato, Tobacco, Tuberous & Corm Vegetables	All crops listed in the Anytime section <i>plus</i> : Cabbage, Corn (Field, Pop, Seed, Sweet), Cotton, Cucurbits, Dry Beans, Peanuts, Peas, Peppers, Potatoes, Pumpkins (processing), Rice, Snap Beans, Sorghum, Squash, Sugar Beets, Tomatoes (Transplanted)	All crops

*Refer to the "Rotational Crops Information" section and "Planting Requirements for Cotton" in the Cotton Directions for Use section.

TOBACCO

Product Information

This product may be utilized as a soil applied treatment prior to weed emergence, for the control of annual grass and broadleaf weeds in tobacco. Apply this product to the soil prior to weed emergence for the control of annual grass and broadleaf weeds in tobacco.

USE RESTRICTIONS

- **OFF-SITE MOVEMENT OF SPRAY DRIFT OR VAPORS OF THIS PRODUCT CAN CAUSE FOLIAR WHITENING OR YELLOWING OF SOME PLANTS.** Prior to making applications, read and strictly follow all precautions and instructions in the application instructions, and SPRAY DRIFT sections.
- **MAXIMUM APPLICATION RATE PER ACRE PER YEAR:** 42.7 fl.oz./acre (1.0 lb.AI/acre)
- **SINGLE MAXIMUM USE RATE:** 42.7 fl.oz./acre (1.0 lb.AI/acre)
- **MAXIMUM NUMBER OF APPLICATIONS PER YEAR:** One (1) application
- **DO NOT** use on Tobacco Seedling Beds.
- **DO NOT** replant treated fields with any crop at intervals which are inconsistent with the Rotational Crop Restrictions on this product label.
- **DO NOT** graze or harvest for food or feed cover crops planted less than 9 months after treatment with this product.

PRE-EMERGENCE (Prior to Transplant)

- Apply one broadcast application in a minimum of 20 gallons of water per acre at the rate of 32 to 42.7 fl.oz. (0.75 to 1.0 lbs.AI) per acre.
- For best weed control of heavy weed pressure or on heavy soils, use the higher specified rate.
- Apply as pre-emergence surface applications 30 days prior to and up to immediately before transplanting tobacco.
- If weeds emerge before pre-emergence application can be made, cultivate before or immediately preceding treatment.
- If field conditions indicate the need for additional seedbed preparation, use equipment which will not deliver or move this product deeper than 1 ½ to 2 inches.

PRE-EMERGENCE (Post Transplant)

- Make a single broadcast application in a minimum of 20 gallons of water per acre at the rate of 32 to 42.7 fl.oz (0.75 – 1.0 lbs.AI) per acre.

- For heavy weed pressure or heavy soils use the higher specified rate, otherwise less than desirable weed control may result.
- For best weed control of heavy weed pressure or on heavy soils, use the higher specified rate.
- Apply no more than once per year using a maximum rate of 42.7 fl.oz. (1.0 lb.AI) per acre.
- Apply over-the-top of tobacco plants immediately, or up to 7 days after transplanting but prior to emergence of weeds.
- If weeds emerge before application can be made, cultivate before or immediately preceding treatment.

Clomazone 360 CS Herbicide Applied in Combinations for Tobacco

- This product may be tank mixed with other herbicides registered for use on tobacco to broaden the weed control spectrum compared to the products applied alone.
- This product alone or in combination with other tobacco herbicides, may also be tank mixed with other tobacco insecticides, fungicides and/or nematicides.
- When applying mixtures of tobacco pesticides with this product, observe all cautions, limitations, application restrictions, rotational crop restrictions and replanting instructions appearing on the label of each product. Follow the most restrictive restrictions and instructions for all products used.
- Water or liquid fertilizer may be used as a carrier for this product when applied alone, or when tank mixed with other tobacco pesticides unless use directions specifically state otherwise. Refer back to the Tank Mixing Instructions for more information.

It is the pesticide user’s responsibility to ensure that all products are registered for the intended use. Read and follow the applicable restrictions and limitations and directions for use on all product labels involved in tank mixing. Users must follow the most restrictive directions for use and precautionary statements of each product in the tank mixture.

NORTHERN TOBACCO STATES (See Map)

CLOMAZONE 360 CS HERBICIDE APPLIED ALONE – RATES AND WEEDS CONTROLLED^{1,2}

WEEDS	RATE	NOTES
<p>Grasses Barnyardgrass, Crabgrass (Large, Smooth), Field Sandbur, Foxtail (giant, green, robust, yellow), Goosegrass, Panicum (Common, Fall, Texas), Seedling Johnsongrass*</p> <p>Broadleaves Common Ragweed*, Galinsoga, Jimsonweed*, Lambsquarters, Prickly Sida, Purslane, Smartweed (Ladysthumb*, Pennsylvania*), Spurred Anoda, Velvetleaf, Venice Mallow</p>	<p>32 – 42.7 fl.oz./acre 0.75 – 1.0 lbs.AI/acre</p>	<p>* Partially Controlled</p> <p>1 – Use higher label rates of 42.7 fl.oz./acre (1.0 lbs. AI/acre) for fields that have previously been in conservation programs, or where heavy weed pressure is anticipated. Select lower to higher rates based on lighter to heavier soil types.</p>
<p>Grasses All the grasses controlled at the above rate plus Bermudagrass*, Broadleaf Signalgrass, Cupgrass: (Southwestern, Woolly), Seedling Johnsongrass, Shattercane*, Wild Proso Millet*</p> <p>Broadleaves All the broadleaves controlled at the above rate plus Black Seeded Plantain, Cocklebur*, Common Ragweed, Jimsonweed, Kochia, Smartweed (Ladysthumb, Pennsylvania), Tropic Croton</p>	<p>42.7 fl.oz./acre 1.0 lb.AI/acre</p>	<p>2 – See Weed Reference Chart for scientific names of weeds.</p>

SOUTHERN TOBACCO STATES (See Map)

CLOMAZONE 360 CS HERBICIDE APPLIED ALONE – RATES AND WEEDS CONTROLLED^{1,4}

WEEDS	RATE	NOTES
<p>Grasses Barnyardgrass, Broadleaf Signalgrass, Crabgrass (Large, Smooth), Field Sandbur*, Foxtail (Giant, Green), Goosegrass, Panicum (Common, Fall, Texas), Seedling Johnsongrass</p> <p>Broadleaves Common Ragweed*, Jimsonweed*, Lambsquarter, Pennsylvania Smartweed*, Prickly Sida, Purslane, Redweed, Spurred Anoda, Velvetleaf, Venice Mallow</p>	<p>32 – 42.7 fl.oz./acre 0.75 – 1.0 lbs.AI/acre</p>	<p>* Partially Controlled</p> <p>1 – Use higher label rates of 42.7 fl.oz./acre (1.0 lbs. AI/acre) for fields that have previously been in conservation programs, or where heavy weed pressure is anticipated. Select lower to higher rates based on lighter to heavier soil types.</p>
<p>Grasses All the grasses controlled at the above rate plus Bermudagrass*, Cupgrass: (Southwestern, Woolly), Field Sandbur, Itchgrass², Red Rice*</p> <p>Broadleaves All the broadleaves controlled at the above rate plus Cocklebur, Common Ragweed, Dayflower, Florida Beggarweed, Florida Pusley, Jimsonweed, Kochia*, Redvine*, Tropic Croton, Wild Poinsettia³</p>	<p>42.7fl.oz./acre 1.0 lb.AI/acre</p>	<p>2 – For control of itchgrass, DO NOT incorporate this product.</p> <p>3 – Use only in AR, LA, MS, OK, TX only. For high pressure and heavy soils use 53.3 fl.oz./acre (1.25 lbs. AI/acre).</p> <p>4 – See Weed Reference Chart for scientific names of weeds.</p>

REPLANTING INSTRUCTIONS

Tobacco may be replanted in fields treated with this product if the initial planting of tobacco fails to produce a uniform stand. Follow the timing in the rotational crop timing charts below when replanting other crops.

When using this product with other registered herbicides, always refer to replanting instructions and restrictions and directions on the other product's label.

ROTATIONAL CROP TIMING

Rotate to crops as listed below. Refer to section headed "Rotational Crop Information". When using this product with other registered herbicides always refer to rotational restrictions and directions on the other product's label.

Cover crops may be planted anytime but stand reductions may occur in some areas. Rotational crop time intervals are the same for the Northern and Southern states unless indicated differently below.

Rate	Anytime	9 months	12 months	16 months
32 fl. oz./acre 0.75 lbs.AI/acre	Cotton*, Peppers, Rice, Soybeans, Squash (winter) (16 fl.oz ²), Sweet Potato, Tobacco, Tuberous & Corn Vegetables	All crops listed in the Anytime section <i>plus</i> : Cabbage, Corn (Field, Pop, Seed, Sweet), Cotton, Cucurbits, Dry Beans, Peanuts, Peas, Potatoes, Pumpkins (processing), Snap Beans, Sorghum, Squash (summer) Sugar Beets, Tomatoes (Transplanted)	Northern states All crops listed in the 9 months section <i>plus</i> : Tomatoes (all) ¹ Wheat ¹ Southern states All crops	Northern states All crops
42.7 fl. oz./acre 1.0 lbs.AI/acre	Cotton*, Peppers, Soybeans, Sweet Potato, Tobacco, Tuberous & Corn Vegetables	All crops listed in the Anytime section <i>plus</i> : Cabbage, Corn (Field, Pop, Seed ² , Sweet ²), Cotton, Cucurbits, Dry Beans, Peanuts, Peas, Potatoes, Pumpkins (processing), Snap Beans, Sorghum, Squash (summer), Sugar Beets, Tomatoes (Transplanted)	Northern states All crops listed in the 9 months section <i>plus</i> : Corn (Seed ¹ , Sweet ¹), Tomatoes (all) ¹ Wheat ¹ Southern states All crops	Northern states All crops

¹Northern States ²Southern States

*Refer to the "Rotational Crops Information" section and "Planting Requirements for Cotton" in the Cotton Directions for Use section.

VEGETABLE CROPS

[Bean (dry and succulent),] [Brassica head and stem vegetable crop group 5-16,]
[Chinese broccoli,] [Cucurbit vegetables crop group 9,] [Edamame (vegetable
soybean),] [Kohlrabi,] [Pea, succulent,] [Peppers (Bell and Non-Bell),] [Rhubarb,] and
[Stalk and stem vegetable subgroup 22A except kohlrabi,] [Sweet potato,] [Tuberous
and corm vegetables (except potato) crop subgroup 1D]

PRODUCT INFORMATION

Before applying this product on vegetable crops, users, growers and/or applicators must review the **VEGETABLE DIRECTIONS** found below and in the **WARRANTY AND LIMITATIONS OF CONDITIONS** section at the end of this label.

Vegetable Directions: Sipcam Agro USA, Inc. will only distribute this product to end users and/or growers (and/or applicators acting on behalf of growers) who agree to the terms and conditions below, and who understand the directions regarding use of this product in pre-emergence ground treatments on [bean (dry and succulent),] [brassica head and stem vegetable crop group 5-16,] [Chinese broccoli,] [cucurbit vegetables crop group 9,] [edamame (vegetable soybean),] [pea, succulent,] [peppers (bell and non-bell),] [rhubarb,] [stalk and stem vegetable subgroup 22A except kohlrabi,] [sweet potato,] and [tuberous and corm vegetables (except potato) crop subgroup 1D]. If such directions are unacceptable, the return of this product at once unopened to Sipcam Agro USA, Inc. Sipcam Agro USA, Inc. considers the user to have read and understood such directions upon use of this product.

This product when used as a pre-emergence ground treatment on [bean (dry and succulent),] [brassica head and stem vegetable crop group 5-16,] [Chinese broccoli,] [cucurbit vegetables crop group 9,] [edamame (vegetable soybean),] [pea, succulent,] [peppers (bell and non-bell),] [rhubarb,] [stalk and stem vegetable subgroup 22A except kohlrabi,] [sweet potato,] and [tuberous and corm vegetables (except potato) crop subgroup 1D] may lead to crop injury, loss, or damage. Sipcam Agro USA, Inc. advises that the user and/or grower test this product in order to determine its suitability for such intended use. Sipcam Agro USA, Inc. makes this product available to the user and/or grower solely to the extent the benefit and utility, in the sole opinion of the user and/or grower, outweigh the extent of potential injury associated with the use of this product. The decision to use or not to use this product must be made by each individual user and/or grower on the basis of possible crop injury from this product, the severity of weed infestations, the cost of alternative weed controls, and other factors.

This product may be utilized as a soil applied treatment prior to weed emergence, for suppression or control of annual grass and broadleaf weeds in [bean (dry and succulent),] [brassica head and stem vegetable crop group 5-16,] [cucurbit vegetables crop group 9,] [edamame (vegetable soybean),] [pea, succulent,] [peppers (bell and non-bell),] [rhubarb,] [stalk and stem vegetable subgroup 22A except kohlrabi,] [sweet potato,] and [tuberous and corm vegetables (except potato) crop subgroup 1D.]

Make a single herbicide application in a minimum of 10 gallons of water per acre or at the rate(s) specified in the individual crop listings. Apply as a pre-emergent soil treatment prior to seeding or transplanting, or after seeding but prior to crop emergence. Place seed or roots of the transplants below the chemical barrier when planting.

This product may be tank mixed with other herbicides registered for use on vegetables to broaden the weed control spectrum compared to the products applied alone.

It is the pesticide user's responsibility to ensure that all products are registered for the intended use. Read and follow the applicable restrictions and limitations and directions for use on all product labels

involved in tank mixing. Users must follow the most restrictive directions for use and precautionary statements of each product in the tank mixture.

Water or liquid fertilizer may be used as a carrier for this product when applied alone, or when tank mixed with other vegetable herbicides unless use directions specifically state otherwise.

USE RESTRICTIONS

- **OFF-SITE MOVEMENT OF SPRAY DRIFT OR VAPORS OF THIS PRODUCT CAN CAUSE FOLIAR WHITENING OR YELLOWING OF SOME PLANTS.** Prior to making applications, read and strictly follow all precautions and instructions in the application instructions, and SPRAY DRIFT sections.
- Prior to making applications, read and strictly follow all restrictions and application instructions on this label.

VEGETABLE DIRECTIONS

- Place seeds or roots of the transplants below the chemical barrier when planting.
- Temporary whitening and/or yellowing of the treated crop may occur.
- Under drought conditions where rainfall has not sufficiently activated and moved this product through the soil profile, certain irrigation systems may allow the crop to grow to maturity and not activate this product. Crop symptomology may occur late in the season under heavy rainfall situations reactivating this product that was on the soil surface. Certain crop varieties may have potential for injury or loss due to use of this herbicide.
- Consult your agricultural experiment station, or other qualified crop advisors for information pertaining to crop varieties grown in your area.

SOIL TEXTURES*:

Coarse (light) soils	Sand, loamy sand, sandy loam
Medium soils	Loam, silt, silt loam, sandy clay, sandy clay loam
Fine (heavy) soils	Silty clay, clay loam, silty clay loam, clay

*Select lower to higher rates within the range noted in the individual vegetable crop listings based on lighter to heavier soil types within a textural group.

**CLOMAZONE 360 CS HERBICIDE APPLIED ALONE
RATES AND WEEDS CONTROLLED AND SUPPRESSED IN VEGETABLES¹**

WEEDS	RATE	NOTES
Grasses Barnyardgrass*, Crabgrass* (large, smooth), Foxtail* (giant, green, robust), Goosegrass*, Panicum* (common, fall) Broadleaves Galinsoga, Lambsquarter, Spurred Anoda, Velvetleaf	6.4 – 16 fl.oz./acre 0.15 – 0.38 lbs.AI	
Grasses All the grasses controlled at the above rate plus Barnyardgrass*, Crabgrass* (large, smooth), Field Sandbur*, Foxtail* (giant, green, robust, yellow), Goosegrass*, Panicum* (common, fall), Seedling Johnsongrass* Broadleaves All the broadleaves controlled at the above rate plus Galinsoga, Lambsquarter, Prickly Sida, Spurred Anoda, Velvetleaf, Venice Mallow	16 – 21.3 fl.oz./acre 0.38 – 0.5 lbs.AI/acre	*Suppression / Partially Controlled **Controlled at 42.7 – 64 fl.oz./acre (1.0 – 1.5 lbs.AI/acre)
Grasses All the grasses controlled at the above rate plus Barnyardgrass*, Crabgrass* (large, smooth), Field Sandbur*, Foxtail* (giant, green, robust, yellow), Goosegrass*, Panicum* (common, fall), Seedling Johnsongrass* Broadleaves All the broadleaves controlled at the above rate plus Common Ragweed*, Galinsoga, Jimsonweed**, Lambsquarter, Prickly Sida, Purslane, Spurred Anoda, Velvetleaf, Venice Mallow, Smartweed Ladysthumb**, Smartweed Pennsylvania**	21.3 – 64 fl.oz./acre 0.5 – 1.5 lbs.AI/acre	1 – See Weed Reference Chart for scientific names of weeds.

REPLANTING INSTRUCTIONS

If replanting is required, follow the directions in the ROTATIONAL CROPS section.

ROTATIONAL CROP TIMING – VEGETABLE CROPS

Rotate to crops as listed below. Refer to section headed “Rotational Crop Information”. When using this product with other registered herbicides always refer to rotational restrictions and directions on the other product’s label.

Cover crops may be planted anytime but stand reductions may occur in some areas.

6.4 – 10.7 fl.oz. product (0.15 - 0.25 lbs.AI) Anytime	16 fl.oz. product (0.38 lbs.AI) Anytime	21.3 fl.oz. product (0.50 lbs.AI) Anytime	32 fl.oz. product (0.75 lbs.AI) Anytime	42.7 – 53.3 fl.oz. product (1.0 - 1.25 lbs.AI) Anytime	64 fl.oz. product (1.50 lbs.AI) Anytime
Snap Beans (succulent) Cabbage (all) Cotton* Cucurbits Peas Peppers Rice Soybeans Sweet Potatoes Tobacco Tuberous and Corm Vegetables	Cabbage (transplant) Cotton* Cucurbits Peas Peppers Rice Soybeans Sweet Potatoes Tobacco Tuberous and Corm Vegetables	Cabbage (transplant) Cotton* Peas Peppers Rice Soybeans Sweet Potatoes Tobacco Tuberous and Corm Vegetables	Cotton* Peppers Rice Soybeans Squash (winter) Sweet Potatoes Tobacco Tuberous and Corm Vegetables	Cotton* Peppers (2.67 pt.) Soybeans Sweet Potatoes Tobacco Tuberous and Corm Vegetables	Sweet Potatoes
6.4 – 10.7 fl.oz. product (0.15 - 0.25 lbs.AI) 9 months	16 fl.oz. product (0.38 lbs.AI) 9 months	21.3 fl.oz. product (0.50 lbs.AI) 9 months	32 fl.oz. product (0.75 lbs.AI) 9 months	42.7 – 53.3 fl.oz. product (1.0 - 1.25 lbs.AI) 9 months	64 fl.oz. product (1.50 lbs.AI) 9 months
All crops listed above <i>plus</i> : Beans (Dry) Corn – Field, Pop, Seed, Sweet Cotton Peanuts Potatoes Sorghum Sugar Beets Tomatoes (Transplanted)	All crops listed above <i>plus</i> : Beans (succulent & dry) Cabbage (direct seeded) Corn – Field, Pop, Seed, Sweet Cotton Peanuts Potatoes Sorghum Sugar Beets Tomatoes (Transplanted)	All crops listed above <i>plus</i> : Beans (succulent & dry) Cabbage (direct seeded) Corn - Field,Pop, Seed, Sweet Cotton Cucurbits Peanuts Potatoes Sorghum Sugar Beets Tomatoes (Transplanted)	All crops listed above <i>plus</i> : Beans (succulent & dry) Cabbage Corn - Field,Pop, Seed, Sweet Cotton Cucurbits Peas Peanuts Potatoes Rice Sorghum Sugar Beets Tomatoes (Transplanted)	All crops listed above <i>plus</i> : Beans (succulent & dry) Cabbage Corn - Field, Pop Cotton Cucurbits Peas Peanuts Potatoes Rice Sorghum Sugar Beets Tomatoes (Transplanted)	Beans (succulent & dry) Cabbage Corn - Field, Pop Cotton Cucurbits Peas Peanuts Potatoes Rice Sorghum Soybeans Sugar Beets Sweet Potatoes Tobacco Tomatoes (Transplanted) Tuberous & Corn Vegetables
6.4 – 10.7 fl.oz. product (0.15 - 0.25 lbs.AI) 12 months	16 fl.oz. product (0.38 lbs.AI) 12 months	21.3 fl.oz. product (0.50 lbs.AI) 12 months	32 fl.oz. product (0.75 lbs.AI) 12 months	42.7 – 53.3 fl.oz. product (1.0 - 1.25 lbs.AI) 12 months	64 fl.oz. product (1.50 lbs.AI) 12 months
All crops listed above <i>plus</i> : Tomatoes (direct seeded) Wheat	All crops listed above <i>plus</i> : Tomatoes (direct seeded) Wheat	All crops listed above <i>plus</i> : Tomatoes (direct seeded) Wheat	All crops listed above <i>plus</i> : Tomatoes (direct seeded) Wheat	All crops listed above <i>plus</i> : Seed Corn Sweet Corn Tomatoes (direct seeded) Wheat	All crops listed above <i>plus</i> : Seed Corn Sweet Corn Tomatoes (direct seeded)
6.4 – 10.7 fl.oz. product (0.15 - 0.25 lbs.AI) 16 months	16 fl.oz. product (0.38 lbs.AI) 16 months	21.3 fl.oz. product (0.50 lbs.AI) 16 months	32 fl.oz. product (0.75 lbs.AI) 16 months	42.7 – 53.3 fl.oz. product (1.0 - 1.25 lbs.AI) 16 months	64 fl.oz. product (1.50 lbs.AI) 16 months
All crops	All crops	All crops	All crops	All crops	All crops

Cover crops, however, may be planted anytime but stand reductions may occur in some areas. **DO NOT** graze or harvest for food or feed cover crops planted less than 9 months after treatment with this product. **DO NOT** allow livestock to graze on treated vines or feed treated vines or vine trash to livestock.

*Refer to the “Rotational Crops Information” section and “Planting Requirements for Cotton” in the Cotton Directions for Use section.

BEANS, (DRY AND SUCCULENT, EXCEPT LIMA)

Use Rate	Apply broadcast at 6.4 to 10.7 fl.oz. (0.15 – 0.25 lbs.AI) per acre of this product
Application Directions	<p>Make applications after seeding and prior to emergence. Use the lower specified rate on coarse soils and the higher specified rate on fine soils.</p> <p>For a list of controlled and suppressed weeds, refer to the RATES AND WEEDS CONTROLLED AND SUPPRESSED IN VEGETABLES table at the beginning of the vegetable section of this label.</p> <p>NOTE: Prior to use, refer to the Vegetable Directions section above.</p>
<p>USE RESTRICTIONS:</p> <ul style="list-style-type: none"> • MAXIMUM APPLICATION RATE PER ACRE PER YEAR: 10.7 fl.oz./acre (0.25 lb.AI/acre) • SINGLE MAXIMUM USE RATE: 10.7 fl.oz./acre (0.25 lb.AI/acre) • MAXIMUM NUMBER OF APPLICATIONS PER YEAR: One (1) application • PRE-HARVEST INTERVAL (PHI): 45 days 	
<p>Crop List: Cicer arietinum (chickpea, garbanzo bean); Lupinus spp. (including sweet lupine, white sweet lupine, white lupine, and grain lupine); Phaseolus spp. (including kidney bean, mung bean, navy bean, pinto bean, snap bean, and waxbean); Vicia faba (broad bean, fava bean); Vigna spp. (including asparagus bean, blackeyed pea and cowpea).</p>	

BRASSICA HEAD AND STEM VEGETABLE CROP GROUP 5-16

Use Rate	10.7 – 21.3 fl.oz. (0.25 – 0.5 lbs.AI) per acre of this product
Application Directions	<p>For the suppression of annual grasses and broadleaf weeds in brassica vegetables (head and stem vegetable group 5-16). For transplanted crops other than cabbage or broccoli, apply broadcast at 10.7 fl.oz. (0.25 lbs.AI/acre) of this product per acre within 72 hours of transplanting.</p> <p>Transplant Cabbage – apply broadcast at 10.7 to 21.3 fl.oz. (0.25 – 0.5 lbs.AI) per acre. Use the lower specified rate on coarse soils and the higher specified rate on fine soils. Refer to the soil texture chart found above.</p> <p>Direct Seeded Cabbage – apply broadcast at 10.7 fl.oz. (0.25 lbs.AI) per acre.</p> <p>Transplant Broccoli – apply broadcast at 10.7 fl.oz. (0.25 lbs.AI) per acre within 48 hours of transplanting broccoli.</p> <p>For a list of controlled and suppressed weeds, refer to the RATES AND WEEDS CONTROLLED AND SUPPRESSED IN VEGETABLES table at the beginning of the vegetable section of this label.</p> <p>NOTE: Prior to use, refer to the Vegetable Directions section above.</p>
<p>USE RESTRICTIONS:</p> <ul style="list-style-type: none"> • MAXIMUM APPLICATION RATE PER ACRE PER YEAR (transplanted cabbage): 21.3 fl.oz./acre (0.5 lb.AI/acre) • SINGLE MAXIMUM USE RATE (transplanted cabbage): 21.3 fl.oz./acre (0.5 lb.AI/acre) • MAXIMUM APPLICATION RATE PER ACRE PER YEAR (all other brassica vegetables): 10.7 fl.oz./acre (0.25 lb.AI/acre) • SINGLE MAXIMUM USE RATE (all other brassica vegetables): 10.7 fl.oz./acre (0.25 lb.AI/acre) • MAXIMUM NUMBER OF APPLICATIONS PER YEAR: One (1) application • PRE-HARVEST INTERVAL (PHI): 45 days (cabbage) 	
<p>Crop List: Broccoli; Brussels sprouts; cabbage; cabbage, Chinese (napa); cabbage, Chinese mustard; cauliflower; cavalo broccolo; ; cultivars, varieties, and hybrids of these commodities.</p>	

CHINESE BROCCOLI (GAI LAN)

Use Rate	10.7 fl.oz. (0.25 lbs.AI) per acre of this product
Application Directions	<p>For the control and suppression of annual grasses and broadleaf weeds in Chinese broccoli. Apply this product within 48 hours of transplanting and prior to weed emergence.</p> <p>For a list of controlled and suppressed weeds, refer to the RATES AND WEEDS CONTROLLED AND SUPPRESSED IN VEGETABLES table at the beginning of the vegetable section of this label.</p> <p>NOTE: Prior to use, refer to the Vegetable Directions section above.</p>
<p>USE RESTRICTIONS:</p> <ul style="list-style-type: none"> • MAXIMUM APPLICATION RATE PER ACRE PER YEAR: 10.7 fl.oz./acre (0.25 lb.AI/acre) • SINGLE MAXIMUM USE RATE: 10.7 fl.oz./acre (0.25 lb.AI/acre) • MAXIMUM NUMBER OF APPLICATIONS PER YEAR: One (1) application • PRE-HARVEST INTERVAL (PHI): 45 days 	

**CUCURBIT VEGETABLES CROP GROUP 9
SUBGROUP 9A**

Use Rate	6.4 – 10.7 fl.oz. (0.15 – 0.25 lbs.AI) per acre of this product
Application Directions	<p>For the suppression of annual grasses and broadleaf weeds in Cucurbit Vegetables Subgroup 9A. Use the lower specified rate on coarse soils and the higher specified rate on fine soils.</p> <p>Direct Seeded: Make one (1) broadcast application after seeding but prior to melon emergence.</p> <p>Transplanted: Make one (1) broadcast application before transplanting, making sure to place transplant roots below the chemical barrier.</p> <p>For a list of controlled and suppressed weeds, refer to the RATES AND WEEDS CONTROLLED AND SUPPRESSED IN VEGETABLES table at the beginning of the vegetable section of this label.</p> <p>NOTE: Prior to use, refer to the Vegetable Directions section above.</p>
<p>USE RESTRICTIONS:</p> <ul style="list-style-type: none"> • MAXIMUM APPLICATION RATE PER ACRE PER YEAR: 10.7 fl.oz./acre (0.25 lb.AI/acre) • SINGLE MAXIMUM USE RATE: 10.7 fl.oz./acre (0.25 lb.AI/acre) • MAXIMUM NUMBER OF APPLICATIONS PER YEAR: One (1) application 	
<p>Crop List for Cucurbit Vegetables Subgroup 9A: Citron melon; muskmelons (hybrids and/or cultivars of <i>Cucumis melo</i>: includes true cantaloupe, cantaloupe, casaba, crenshaw melon, golden pershaw melon, honeydew melon, honey balls, mango melon, Persian melon, pineapple melon, Santa Claus melon, and snake melon); and watermelons</p>	

SUBGROUP 9B

Use Rate	<p>Cucumber: 6.4 – 16 fl.oz. (0.15 – 0.38 lbs.AI) per acre of this product</p> <p>Summer squash: 10.7 – 21.3 fl.oz. (0.25 - 0.5 lbs.AI) per acre of this product.</p> <p>Winter squash and processing pumpkins: 10.7 – 32 fl.oz. (0.25 – 0.75 lbs.AI) per acre of this product.</p>
Application Directions	<p>For the suppression of annual grasses and broadleaf weeds in Cucurbit Vegetables Subgroup 9B. Use the lower specified rate on coarse soils and the higher specified rate on fine soils.</p> <p>For a list of controlled and suppressed weeds, refer to the RATES AND WEEDS CONTROLLED AND SUPPRESSED IN VEGETABLES table at the beginning of the vegetable section of this label.</p> <p>NOTE: Prior to use, refer to the Vegetable Directions section above.</p> <p>Cucumber Direct Seeded: Make one (1) broadcast application after seeding but prior to crop emergence. Transplanted: Make one (1) broadcast application before transplanting, making sure to place transplant roots below the chemical barrier.</p> <p>Summer Squash and Winter Squash and Processing Pumpkins Make broadcast applications of this product prior to seeding or transplanting OR pre-emergent (weeds) soil surface application before, or just prior to transplanting to row middles between plastic covered beds making sure not to apply to soil covered by plastic mulch.</p>

USE RESTRICTIONS:

- **MAXIMUM APPLICATION RATE PER ACRE PER YEAR:**
 - Cucumber: 16 fl.oz./acre (0.38 lb.AI/acre)
 - Summer squash: 21.3 fl.oz./acre (0.5 lb.AI/acre)
 - Winter squash and processing pumpkins: 32 fl.oz./acre (0.75 lb.AI/acre)
- **SINGLE MAXIMUM USE RATE:**
 - Cucumber: 16 fl.oz./acre (0.38 lb.AI/acre)
 - Summer squash: 21.3 fl.oz./acre (0.5 lb.AI/acre)
 - Winter squash and processing pumpkins: 32 fl.oz./acre (0.75 lb.AI/acre)
- **MAXIMUM NUMBER OF APPLICATIONS PER YEAR:** One (1) application
- **PRE-HARVEST INTERVAL (PHI):**
 - Cucumber: 30 days
 - Summer squash: 30 days
 - Winter squash and processing pumpkins: 45 days
- **Winter Squash and Processing Pumpkins**
 - **DO NOT** apply to the following cultivars or varieties due to unacceptable whitening of the fruit: NK530, NK580, Turks turban, Golden delicious, all Banana types and all other *Cucurbita maxima* types that have a pink or burnt orange coloration at harvest.
 - **DO NOT** use on Jack-o-lantern pumpkins.

Crop List for Cucurbit Vegetables Subgroup 9B: Chayote (fruit); Chinese waxgourd; cucumber; gherkin; gourd, edible; *Momordica* spp.; pumpkin; summer squash (*Cucurbita pepo* var. *melopepo*) (includes crookneck squash, scallop squash, straightneck squash, vegetable marrow, zucchini); winter squash and processing pumpkins (*Cucurbita maxima*; *C. moschata*) (includes butternut squash, calabaza, hubbard squash); (*C. mixta*; *C. pepo*) (includes acorn squash, spaghetti squash).

EDAMAME (VEGETABLE SOYBEAN)

Use Rate	21.3 fl.oz. (0.5 lbs.AI) per acre of this product
Application Directions	For the suppression of annual grasses and broadleaf weeds, make a broadcast soil application in a minimum of 10 gallons per acre prior to seeding and weed emergence.
	For a list of controlled and suppressed weeds, refer to the RATES AND WEEDS CONTROLLED AND SUPPRESSED IN VEGETABLES table at the beginning of the vegetable section of this label. NOTE: Prior to use, refer to the Vegetable Directions section above.
USE RESTRICTIONS:	
<ul style="list-style-type: none"> • MAXIMUM APPLICATION RATE PER ACRE PER YEAR: 21.3 fl.oz./acre (0.5 lb.AI/acre) • SINGLE MAXIMUM USE RATE: 21.3 fl.oz./acre (0.5 lb.AI/acre) • MAXIMUM NUMBER OF APPLICATIONS PER YEAR: One (1) application • PRE-HARVEST INTERVAL (PHI): 14 days 	

KOHLRABI

Use Rate	10.7 – 21.3 fl.oz. (0.25 - 0.5 lbs.AI) per acre of this product
Application Directions	<p>For the suppression of annual grasses and broadleaf weeds, make a broadcast.</p> <p>Direct Seeded: Make one (1) broadcast application at a rate of 10.7 fl.oz. (0.25 lbs.AI) per acre after seeding but prior to crop emergence.</p> <p>Transplanted: Make one (1) broadcast application at 10.7 – 21.3 fl.oz. (0.25 – 0.5) per acre before transplanting.</p> <p>Use the lower specified rate on coarse soils and the higher specified rate on fine soils.</p> <p>For a list of controlled and suppressed weeds, refer to the RATES AND WEEDS CONTROLLED AND SUPPRESSED IN VEGETABLES table at the beginning of the vegetable section of this label.</p> <p>NOTE: Prior to use, refer to the Vegetable Directions section above.</p>
<p>USE RESTRICTIONS:</p> <ul style="list-style-type: none"> • MAXIMUM APPLICATION RATE PER ACRE PER YEAR: <ul style="list-style-type: none"> ○ Direct seeded: 10.7 fl.oz. (0.25 lbs.AI) ○ Transplanted: 21.3 fl.oz./acre (0.5 lb.AI/acre) • SINGLE MAXIMUM USE RATE: <ul style="list-style-type: none"> ○ Direct seeded: 10.7 fl.oz. (0.25 lbs.AI) ○ Transplanted: 21.3 fl.oz./acre (0.5 lb.AI/acre) • MAXIMUM NUMBER OF APPLICATIONS PER YEAR: One (1) application • PRE-HARVEST INTERVAL (PHI): 45 days 	

LIMA BEANS

Use Rate	4 – 6 fl.oz. (0.09-0.14 lbs.AI) per acre of this product
Application Directions	<p>For the suppression of annual grasses and broadleaf weeds, apply as a soil treatment after seeding and prior to weed emergence</p> <p>For a list of controlled and suppressed weeds, refer to the RATES AND WEEDS CONTROLLED AND SUPPRESSED IN VEGETABLES table at the beginning of the vegetable section of this label.</p> <p>NOTE: Prior to use, refer to the Vegetable Directions section above.</p>
<p>USE RESTRICTIONS:</p> <ul style="list-style-type: none"> • MAXIMUM APPLICATION RATE PER ACRE PER YEAR: 10.7 fl.oz./acre (0.25 lb.AI/acre) • SINGLE MAXIMUM USE RATE: 6 fl.oz./acre (0.14 lb.AI/acre) • MAXIMUM NUMBER OF APPLICATIONS PER YEAR: Two (2) applications. • SPRAY INTERVAL: 14 days 	

PEAS (SUCCULENT)

Use Rate	21.3 fl.oz. (0.5 lbs.AI) per acre of this product
Application Directions	For the control or suppression of annual grasses and broadleaf weeds in succulent peas, apply broadcast at 21.3 fl.oz. (0.5 lbs.AI) per acre after seeding and prior to weed emergence. For a list of controlled and suppressed weeds, refer to the RATES AND WEEDS CONTROLLED AND SUPPRESSED IN VEGETABLES table at the beginning of the vegetable section of this label. NOTE: Prior to use, refer to the Vegetable Directions section above.
USE RESTRICTIONS:	
<ul style="list-style-type: none"> • MAXIMUM APPLICATION RATE PER ACRE PER YEAR: 21.3 fl.oz./acre (0.5 lb.AI/acre) • SINGLE MAXIMUM USE RATE: 21.3 fl.oz./acre (0.5 lb.AI/acre) • MAXIMUM NUMBER OF APPLICATIONS PER YEAR: One (1) application 	
Crop List:	
Pea (<i>Pisum</i> spp.) (includes English pea, garden pea, green pea); pigeon pea.	

PEPPERS (Bell and Non-Bell)

Use Rate	10.7 to 42.7 fl.oz. (0.25 – 1.0 lbs.AI) per acre of this product
Application Directions	Use the lower specified rate on coarse soils and the higher specified rate on fine soils. For a list of controlled and suppressed weeds, refer to the RATES AND WEEDS CONTROLLED AND SUPPRESSED IN VEGETABLES table at the beginning of the vegetable section of this label. NOTE: Prior to use, refer to the Vegetable Directions section above.
USE RESTRICTIONS:	
<ul style="list-style-type: none"> • DO NOT use on banana peppers. • MAXIMUM APPLICATION RATE PER ACRE PER YEAR: 42.7 fl.oz./acre (1.0 lb.AI/acre) • SINGLE MAXIMUM USE RATE: 42.7 fl.oz./acre (1.0 lb.AI/acre) • MAXIMUM NUMBER OF APPLICATIONS PER YEAR: One (1) application 	
Crop List:	
Pepper (<i>Capsicum</i> spp.) (includes bell pepper, chili pepper, cooking pepper, pimento, sweet pepper)	

RHUBARB

Use Rate	Apply broadcast at 64 fl.oz. (1.5 lbs.AI) per acre of this product
Application Directions	Make applications of this product to dormant rhubarb prior to leaf emergence. For a list of controlled and suppressed weeds, refer to the RATES AND WEEDS CONTROLLED AND SUPPRESSED IN VEGETABLES table at the beginning of the vegetable section of this label. NOTE: Prior to use, refer to the Vegetable Directions section above.
USE RESTRICTIONS:	
<ul style="list-style-type: none"> • MAXIMUM APPLICATION RATE PER ACRE PER YEAR: 64 fl.oz./acre (1.5 lb.AI/acre) • SINGLE MAXIMUM USE RATE: 64 fl.oz./acre (1.5 lb.AI/acre) • MAXIMUM NUMBER OF APPLICATIONS PER YEAR: One (1) application 	

STALK AND STEM VEGETABLE SUBGROUP 221, EXCEPT KOHLRABI

Use Rate	Apply as a soil treatment at 42.7 fl.oz. (1.0 lbs.AI) per acre of this product
Application Directions	<p>Make applications after seeding and prior to emergence. Apply the use rate in a minimum of 10 gals of water/acre as a broadcast application to the soil prior to spear emergence. Once spears have emerged, apply after harvest making sure the exposed plants are covered with soil prior to application.</p> <p>For a list of controlled and suppressed weeds, refer to the RATES AND WEEDS CONTROLLED AND SUPPRESSED IN VEGETABLES table at the beginning of the vegetable section of this label.</p> <p>NOTE: Prior to use, refer to the Vegetable Directions section above.</p>
<p>USE RESTRICTIONS:</p> <ul style="list-style-type: none"> • MAXIMUM APPLICATION RATE PER ACRE PER YEAR: 42.7 fl.oz./acre (1.0 lb.AI/acre) • SINGLE MAXIMUM USE RATE: 42.7 fl.oz./acre (1.0 lb.AI/acre) • MAXIMUM NUMBER OF APPLICATIONS PER YEAR: One (1) application • PRE-HARVEST INTERVAL (PHI): 14 days 	
<p>Crop List: Agave; aloe vera; asparagus; bamboo, shoots; celtuce; fennel, Florence, fresh leaves and stalk; fern, edible, fiddlehead; kale, sea; kohlrabi; palm hearts; prickly pear, pads; prickly pear, Texas, pads; cultivars, varieties, and hybrids of these commodities</p>	

SWEET POTATOES

Use Rate	Apply broadcast at 21.3 to 64 fl.oz. (0.5 – 1.5 lbs.AI) per acre of this product
Application Directions	<p>Use the lower specified rate on coarse soils and the higher specified rate on fine soils OR Apply as a single application post-transplant to the crop and prior to weed emergence at a maximum of 64 fl.oz. per acre.</p> <p>For a list of controlled and suppressed weeds, refer to the RATES AND WEEDS CONTROLLED AND SUPPRESSED IN VEGETABLES table at the beginning of the vegetable section of this label.</p> <p>NOTE: Prior to use, refer to the Vegetable Directions section above.</p>
<p>USE RESTRICTIONS:</p> <ul style="list-style-type: none"> • MAXIMUM APPLICATION RATE PER ACRE PER YEAR: 64 fl.oz./acre (1.5 lb.AI/acre) • SINGLE MAXIMUM USE RATE: 64 fl.oz./acre (1.5 lb.AI/acre) • MAXIMUM NUMBER OF APPLICATIONS PER YEAR: One (1) application • PRE-HARVEST INTERVAL (PHI): 95 days (or 125 days if more than 53.3 fl.oz./acre was applied) 	

TUBEROUS AND CORM VEGETABLES (EXCEPT POTATO) CROP SUBGROUP 1D
(See separate directions for Sweet Potatoes)

Use Rate	Apply broadcast at 32 – 53.3 fl.oz. (0.75 – 1.25 lbs.AI) per acre of this product
Application Directions	Use the lower specified rate on coarse soils and the higher specified rate on fine soils. For a list of controlled and suppressed weeds, refer to the RATES AND WEEDS CONTROLLED AND SUPPRESSED IN VEGETABLES table at the beginning of the vegetable section of this label. NOTE: Prior to use, refer to the Vegetable Directions section above.
USE RESTRICTIONS:	
<ul style="list-style-type: none"> • MAXIMUM APPLICATION RATE PER ACRE PER YEAR: 53.3 fl.oz./acre (1.25 lb.AI/acre) • SINGLE MAXIMUM USE RATE: 53.3 fl.oz./acre (1.25 lb.AI/acre) • MAXIMUM NUMBER OF APPLICATIONS PER YEAR: One (1) application • PRE-HARVEST INTERVAL (PHI): 125 days 	
Crop List: Arracacha; arrowroot; artichoke, Chinese; artichoke, Jerusalem; canna, edible; cassava, bitter and sweet; chayote (root); chufa; dasheen; ginger; leren; tanier; turmeric; yam bean; yam, true.	

PEPPERMINT TOPS and SPEARMINT TOPS

Before applying this product on peppermint tops and spearmint tops, users, growers and/or applicators must review the **VEGETABLE DIRECTIONS** found at the beginning of this vegetable section or in the **WARRANTY AND LIMITATION OF DAMAGES Conditions of Sale** section at the end of this label.

CLOMAZONE 360 CS HERBICIDE APPLIED ALONE – RATES AND WEEDS CONTROLLED¹

WEEDS	RATE	NOTES
Grasses Barnyardgrass*, Crabgrass* (large, smooth), Foxtail* (giant, green, robust), Goosegrass*, Panicum* (common, fall) Broadleaves Galinsoga, Lambsquarter, Spurred Anoda, Velvetleaf, Venice Mallow	21.3 fl.oz. product (0.5 lbs.AI)	*Suppression/Partially Controlled 1 – See Weed Reference Chart for scientific names of weeds.
Use Rate	21.3 fl.oz. (0.5 lbs.AI) per acre of this product	
Application Directions	Apply to the soil surface prior to the emergence of weeds and the initiation of new growth of peppermint and spearmint plants.	
USE RESTRICTIONS:		
<ul style="list-style-type: none"> • MAXIMUM APPLICATION RATE PER ACRE PER YEAR: 21.3 fl.oz./acre (0.5 lb.AI/acre) • SINGLE MAXIMUM USE RATE: 21.3 fl.oz./acre (0.5 lb.AI/acre) • MAXIMUM NUMBER OF APPLICATIONS PER YEAR: One (1) application • PRE-HARVEST INTERVAL (PHI): 84 days 		

STORAGE AND DISPOSAL

Do not contaminate water, food, or feed by storage or disposal.

STORAGE: STORE ABOVE -4°F TO KEEP PRODUCT FROM FREEZING. If frozen, thaw before use. Observe recirculation directions under Mixing and Handling Instructions for Bulk/Mini-Bulk Containers. Keep out of reach of children and animals. Store in original container in a dry, temperature-controlled, secure place. After partial use, replace lids and close tightly. Do not put concentrate or dilute material into food or drink container.

PESTICIDE DISPOSAL: Wastes resulting from the use of this product must be disposed of on-site or at an approved waste disposal facility.

CONTAINER HANDLING:

Containers < 5 Gallons: Nonrefillable container. Do not reuse or refill this container. Triple rinse container (or equivalent) promptly after emptying. Triple rinse as follows: Empty the remaining contents into application equipment or a mix tank and drain for 10 seconds after the flow begins to drip. Fill the container ¼ full with water and recap. Shake for 10 seconds. Pour rinsate into application equipment or a mix tank or store rinsate for later use or disposal. Drain for 10 seconds after the flow begins to drip. Repeat this procedure two more times. Offer for recycling, if available, or puncture and dispose of in a sanitary landfill, by incineration, or if allowed by state and local authorities, by burning. If burned, stay out of smoke

Containers ≥ 5 Gallons: Nonrefillable container. Do not reuse or refill this container. Triple rinse container or pressure rinse (or equivalent) promptly after emptying.

Triple rinse as follows: Empty the remaining contents into application equipment or a mix tank. Fill the container ¼ full with water. Replace and tighten closures. Tip container on its side and roll it back and forth, ensuring at least one complete revolution, for 30 seconds. Stand the container on its end and tip it back and forth several times. Turn the container over onto its other end and tip it back and forth several times. Empty the rinsate into application equipment or a mix tank or store rinsate for later use or disposal. Repeat this procedure two more times. Then offer for recycling, if available, or puncture and dispose of in a sanitary landfill, or by incineration. Pressure rinse as follows: Empty the remaining contents into application equipment or a mix tank and continue to drain for 10 seconds after the flow begins to drip. Hold container upside down over application equipment or a mix tank or collect rinsate for later use or disposal. Insert pressure rinsing nozzle in the side of the container, and rinse at about 40 PSI for at least 30 seconds. Drain for 10 seconds after the flow begins to drip. Then offer for recycling if available or puncture and dispose of in a sanitary landfill, or by incineration.

Bulk Containers: Refillable container. Refill this container with pesticide only. Do not reuse this container for any other purpose. Cleaning the container before final disposal is the responsibility of the person disposing of the container. Cleaning before refilling is the responsibility of the refiller. To clean the container before final disposal, empty the remaining contents from this container into application equipment or a mix tank. Fill the container about 10 percent full with water. Agitate vigorously or recirculate water with the pump for 2 minutes. Pour or pump rinsate into application equipment or rinsate collection system. Repeat this rinsing procedure two more times. When the container is empty, replace the cap and seal all openings that have been opened during use and return to the point of purchase or to a designated location named at the time of purchase of this product. Prior to refilling, inspect carefully for damage including cracks, punctures, abrasions, worn out threads and closure devices. Check for leaks after refilling and before transporting. Do not transport if this container is damaged or leaking. If the container is damaged or leaking, call CHEMTREC at (800) 424-9300.

If the container is damaged and leaking or material has been spilled, follow these procedures:

- Cover spill with absorbent material.
- Sweep into disposal container.
- Wash area with detergent and water and follow with clean water rinse.
- Do not allow to contaminate water supplies.
- Dispose of according to instructions.

If not returned to the point of purchase or to a designated location, clean empty container as instructed above and offer for recycling. Disposal of this container must be in compliance with state and local regulations.

THIS CONTAINER IS NOT SAFE FOR FOOD, FEED OR DRINKING WATER

WARRANTY AND LIMITATION OF DAMAGES

Conditions of Sale: To the extent consistent with applicable law, Sipcam Agro USA, Inc. warrants that this product conforms to the chemical description on the label and is reasonably fit for the purposes stated on the label when used in accordance with the directions under normal conditions of use. This warranty does not extend to the use of this product contrary to label instructions, or under conditions not reasonably foreseeable to Sipcam Agro USA, Inc.

Sipcam Agro USA, Inc. disclaims all other warranties, express or implied. To the extent consistent with applicable law, Sipcam Agro USA, Inc. shall not be liable for consequential, special, or indirect damages resulting from the use or handling of this product, and Sipcam Agro USA, Inc.'s sole liability and buyer's and user's exclusive remedy shall be limited to the refund of the purchase price. Buyer and user acknowledge and assume all risks and liability resulting from handling, storage, and use of this product. Sipcam Agro USA, Inc. does not authorize any agent or representative to make any other warranty, guarantee, or representation concerning this product.

[Vegetable Directions: Sipcam Agro USA, Inc. will only distribute this product to end users and/or growers (and/or applicators acting on behalf of growers) who agree to the terms and conditions below, and who understand the directions regarding use of this product in pre-emergence ground treatments on [asparagus,] [bean, dry and succulent,] [vegetable, brassica (head and stem crop group 5-16),] [cucurbit vegetables crop group 9,] [edamame (vegetable soybean),] [herbs subgroup 19A,] [kohlrabi,] [pea, southern,] [pea, succulent,] [peppers (bell and non-bell),] [rhubarb,] [stalk and stem vegetable subgroup 22A except kohlrabi,] [sweet potato,] and [tuberous and corm vegetables (except potato) crop subgroup 1D]. If such directions are unacceptable, the return of this product at once unopened to Sipcam Agro USA, Inc. Sipcam Agro USA, Inc. considers the user to have read and understood such directions upon use of this product.

This product when used as a pre-emergence ground treatment on [asparagus,] [bean, dry and succulent,] [vegetable, brassica (head and stem crop group 5-16),] [cucurbit vegetables crop group 9,] [edamame (vegetable soybean),] [herbs subgroup 19A,] [kohlrabi,] [pea, southern,] [pea, succulent,] [peppers (bell and non-bell),] [rhubarb,] [stalk and stem vegetable subgroup 22A except kohlrabi,] [sweet potato,] and [tuberous and corm vegetables (except potato) crop subgroup 1D] may lead to crop injury, loss, or damage. Sipcam Agro USA, Inc. advises that the user and/or grower test this product in order to determine its suitability for such intended use. Sipcam Agro USA, Inc. makes this product available to the user and/or grower solely to the extent the benefit and utility, in the sole opinion of the user and/or grower, outweigh the extent of potential injury associated with the use of this product. The decision to use or not to use this product must be made by each individual user and/or grower on the basis of possible crop injury from this product, the severity of weed infestations, the cost of alternative weed controls, and other factors.]