
 <p>U.S. ENVIRONMENTAL PROTECTION AGENCY Office of Chemical Safety and Pollution Prevention Office of Pesticide Programs Registration Division (7504P) 1200 Pennsylvania Ave., N.W. Washington, DC 20460</p> <p>NOTICE OF PESTICIDE: <input checked="" type="checkbox"/> Registration <input type="checkbox"/> Reregistration (under FIFRA, as amended)</p>	<p>EPA Reg. Number: 60063-46</p>	<p>Date of Issuance: SEP 19 2011</p>
	<p>Term of Issuance: Unconditional</p>	
	<p>Name of Pesticide Product: Clearscape ETQ Turf Fungicide</p>	
<p>Name and Address of Registrant (include ZIP Code): Sipcam Agro USA, Inc. 2520 Meridian Parkway, Suite 525 Durham, NC 27713</p>		<p>Mailed to: Joseph W. Burley Registration Manager</p>
<p>Note: Changes in labeling differing in substance from that accepted in connection with this registration must be submitted to and accepted by the Registration Division prior to use of the label in commerce. In any correspondence on this product always refer to the above EPA registration number.</p>		
<p>On the basis of information furnished by the registrant, the above named pesticide is hereby registered under the Federal Insecticide, Fungicide and Rodenticide Act. Registration is in no way to be construed as an endorsement or recommendation of this product by the Agency. In order to protect health and the environment, the Administrator, on his motion, may at any time suspend or cancel the registration of a pesticide in accordance with the Act. The acceptance of any name in connection with the registration of a product under this Act is not to be construed as giving the registrant a right to exclusive use of the name or to its use if it has been covered by others.</p> <p>This product is registered in accordance with FIFRA section 3(c)(5) provided that you:</p> <ol style="list-style-type: none"> 1. Submit and/or cite all data required for registration of your product under FIFRA sec 3(c)(5) when the Agency requires all registrants of similar products to submit such data; and submit acceptable responses required for reregistration of your product under FIFRA section 4. 		
Page 1 of 2		
<p>Signature of Approving Official: <i>Mary L. Waller</i></p> <p>Mary L. Waller, Product Manager (21) Fungicide Branch/Registration Division/OPP/OCSP (7504P)</p>		<p>Date: 9/19/2011</p>

2. Make the following changes to the label:
 - a. Change the product registration number to "EPA Reg. No. 60063-46"
 - b. On page 2 delete the header "**Personal Protective Equipment (PPE)**". Make the sentence "Wear long-sleeved shirt...." part of the preceding paragraph.
 - c. On page 3 in the section **Use Restrictions and Precautions**: Change "Intended for commercial use only." to "For commercial use only."
3. Submit one copy of the revised final printed label for the record before the product is released for shipment.

Your release for shipment of the product constitutes acceptance of these conditions.

A copy of the label stamped "Accepted with Comments" is enclosed for your records.


Mary L. Waller
Product Manager (21)
Fungicide Branch
Registration Division (7504P)

Enclosure:

Label stamped "Accepted with Comments"
Product Chemistry Review DP391991 dated July 25, 2011
Acute Toxicity Review DP391992 dated July 27, 2011

ACCEPTED
with COMMENTS
In EPA Letter Dated:

9/19/2011

Under the Federal Insecticide,
Fungicide, and Rodenticide Act,
as amended, for the pesticide
registered under EPA Reg. No. 60063-46



SIPCAM AGRO USA, INC.

Clearscape ETQ Turf Fungicide

GROUP	3	FUNGICIDE
-------	---	-----------

For Control of Listed Diseases on Golf Course Turf

Active Ingredients:

Tebuconazole {alpha-[2-(4-chlorophenyl)ethyl]-alpha-(1,1,-dimethylethyl)-1H-1,2,4-triazole-1-ethanol}. 38.7%

Other Ingredients: 61.3%

Total: 100.0%

Contains 3.6 pounds tebuconazole per gallon

Keep Out of Reach of Children

CAUTION

FIRST AID	
IF SWALLOWED	<ul style="list-style-type: none"> Call a poison control center or doctor immediately for treatment advice. Have affected person sip a glass of water if able to swallow. Do not induce vomiting unless told by a poison control center or doctor. Do not give anything by mouth to an unconscious person.
IF ON SKIN OR CLOTHING	<ul style="list-style-type: none"> Take off contaminated clothing. Rinse skin immediately with plenty of water for 15-20 minutes. Call a poison control center or doctor for treatment advice.
IF INHALED	<ul style="list-style-type: none"> Move person to fresh air. If person is not breathing, call 911 or an ambulance, then give artificial respiration, preferably mouth to mouth if possible. Call a poison control center or doctor for further treatment advice.
IF IN EYES	<ul style="list-style-type: none"> Hold eye open and rinse slowly and gently with water for 15-20 minutes. Remove contact lenses, if present, after the first 5 minutes, then continue rinsing eye. Call a poison control center or doctor for treatment advice.
Have the product container or label with you when calling a poison control center or doctor, or going for treatment.	
Emergency phone numbers	(800) 858-7378 NPIC (human and animal health) (800) 424-9300 CHEMTREC (transportation and spills)
NOTE TO PHYSICIAN: No specific antidote. Treat symptomatically. This product may be a dermal sensitizer.	

Manufactured for
Sipcam Agro USA, Inc.
2520 Meridian Parkway, Suite 525
Durham, NC 27713

EPA Reg. No. 60063-

EPA Est. No. _____

Net Contents: _____ gallons

Precautionary Statements
Hazards to Humans and Domestic Animals

CAUTION

Harmful if swallowed. Wash thoroughly with soap and water after handling and before eating, drinking, chewing gum, using tobacco or using the toilet. Prolonged or frequently repeated skin contact may cause allergic reactions in some individuals.

Personal Protective Equipment (PPE):

Wear long-sleeved shirt and long pants, socks and shoes. Keep and wash PPE separately from other laundry.

USER SAFETY RECOMMENDATIONS

Users should:

- Wash thoroughly with soap and water after handling and before eating, drinking, chewing gum, using tobacco or using the toilet.
- Remove PPE immediately after handling this product. As soon as possible, wash thoroughly and change into clean clothing.
- Remove clothing immediately if pesticide gets inside. Then wash thoroughly and put on clean clothing.

Environmental Hazards

This pesticide is toxic to mammals, fish and aquatic invertebrates. Do not apply directly to water, or to areas where surface water is present or to intertidal areas below the mean high water mark. Runoff may be hazardous to aquatic organisms in neighboring areas. Do not contaminate water when disposing of equipment washwater or rinsate.

Ground Water Advisory: Tebuconazole is known to leach through soil into ground under certain conditions as a result of label use. Use of this chemical in areas where soils are permeable, particularly where the water table is shallow, may result in ground-water contamination.

Surface Water Advisory: This product may contaminate water through drift of spray in wind. This product has a high potential for runoff for several months or more after application. Poorly draining soils and soils with shallow water tables are more prone to runoff that contains this product. A level, well maintained vegetative buffer strip between areas to which this product is applied and surface water features such as ponds, streams, and springs will reduce the potential for contamination of water from rainfall-runoff. Runoff of this product will be reduced by avoiding applications when rainfall is forecasted within 48 hours. This pesticide is toxic to estuarine and marine invertebrates. Do not apply directly to water, or to areas where surface water is present or to intertidal areas below the mean high water mark. Runoff may be hazardous to aquatic organisms in neighboring areas. Do not contaminate water when disposing of equipment washwater or rinsate.

Directions for Use

It is a violation of Federal law to use this product in a manner inconsistent with its labeling.


Precautions and Restrictions

Observe the following precautions when spraying in the vicinity of aquatic areas such as lakes, reservoirs, rivers, permanent streams, marshes or natural ponds, and estuaries:

- Do not apply within 100 feet of aquatic areas listed above.
- Do not cultivate within 10 feet of an aquatic area to allow growth of a vegetative filter strip.

Spray-drift management:

Make ground applications when wind velocity favors on-target product deposition (approximately 3 to 10 mph). Do not apply when wind velocity exceeds 15 mph. Avoid applications when wind gusts approach 15 mph. Risk of exposure to sensitive aquatic areas can be reduced by avoiding applications when wind direction is toward the aquatic area.



Low humidity and high temperatures increase the evaporation rate of spray droplets and therefore the likelihood of spray drift to aquatic areas. Avoid spraying during conditions of low humidity and/or high temperature. Do not make applications during temperature inversions. Inversions are characterized by stable air and increasing temperatures with height above the ground. Mist or fog may indicate the presence of an inversion in humid areas. The applicator may detect the presence of an inversion by producing smoke and observing a smoke layer near the ground surface.

Mixing: Dilute this product into water, then apply by means of spraying equipment which is properly engineered and calibrated to deliver uniform deposit onto surfaces of the crops which are approved for use of this product. Add specified amount of this product into the mixing tank while filling with water to the desired level. Operate the agitator while mixing. If other materials are added to the mixing and/or sprayer tank, this product should be thoroughly dispersed into the water carrier prior to the addition of other materials.

Compatibility:

- To determine the physical compatibility of this product with other products, the following procedure should be followed: Pour the specified proportions of the products into a suitable container of water, mix thoroughly and allow to stand at least five (5) minutes. If the combination remains uniformly mixed or can be re-mixed readily, the mixture is considered physically compatible.
- Biological compatibility, i.e. effectiveness for disease control or lack of phytotoxicity, must be determined on a case-by-case basis. Do not mix this product with any other pesticide, fertilizer, adjuvant or any other materials except water unless you know that such mixtures will be effective and non-injurious to your crop under your conditions of use. When an adjuvant is to be used with this product, Sipcam Agro USA, Inc. recommends the use of a Chemical Producers and Distributors Association (CPDA) certified adjuvant.

Application: Apply this product in a minimum of 66 gallons of water per acre (1.5 gallons per 1000 sq ft.) by ground sprayer. Check equipment calibration frequently. Complete coverage and uniform application are essential for the most effective results, especially when lower spray volumes are applied. If necessary for complete turf coverage, increase the volume rate of water carrier. Apply using properly calibrated low volume, hand held, mechanical or motorized ground broadcast equipment. Small area applications may be made with low-pressure hand-wand or backpack sprayers. Maintain constant agitation during application. Make all applications after mowing and allow foliage to dry thoroughly before irrigation.

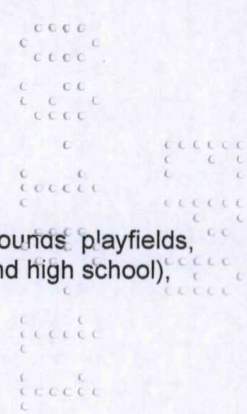
Resistance Management Information:

The active ingredient in this product is a member of the DMI (Demethylation Inhibitor) fungicide group (FRAC grouping 3) and exhibits no known cross-resistance to other products with the same mode of action when used repeatedly in the same location or in successive years as the primary method of control for targeted diseases. Because the speed and scope of resistant population development can not be predicted, the use of this product should conform to resistance management strategies established for the target species and use areas. Such strategies may include the rotation and/or tank mixing with products utilizing different modes of action or limiting the number of applications per year. Consult your local university or extension specialist and/or the manufacturer for resistance management recommendations.

Chemigation: Do not apply this product through any type of irrigation system.

Use Restrictions and Precautions:

- For use only on golf course turf
- Do not apply more than 3.6 oz of this product per 1000 sq ft per year.
- Do not apply more than 6 applications per year.
- Do not use on home lawns and turf sites associated with apartment buildings, daycare centers, playgrounds, playfields, recreational park athletic fields, athletic fields located on or next to schools (i.e., elementary, middle and high school), campgrounds, churches, and theme parks.
- Intended for commercial use only.
- Not for use on turf being grown for sale or commercial use as sod.
- Do not use clippings for animal feed.
- Do not enter or allow others to enter treated areas until sprays have dried.



Prevention and Control of Golf Course Turf Diseases

For use on both cool season and warm season turf grasses including, Bentgrasses, Bluegrasses, Fescues, Ryegrasses, St. Augustine grasses and Zoysia, and their mixtures. When used in accordance with the label, this product is not phytotoxic to any of the referenced grass species.

When treating Bermudagrass: **Do not** make consecutive applications during, or just after, dormancy break; **Do not** make applications when temperatures in excess of 85°F are anticipated.


Initiate preventative treatments when disease conditions become evident and repeat applications on a 28 day schedule as long as the adverse conditions persist. When treating golf greens, always treat aprons and approaches.

Disease Control

For all listed diseases, apply 0.6 fl oz of this product per 1000 sq ft in 1.5 to 3.0 gallons water. Make no more than 6 applications per year.

DISEASES	APPLICATION DIRECTIONS
Dollar Spot (<i>Sclerotinia homoeocarpa</i>) Copper Spot (<i>Gloeocercospora sorghi</i>) Powdery Mildew (<i>Erysiphe graminis</i>) Corticium Red Thread (<i>Laetisaria fuciformis</i>) Rusts (<i>Puccinia</i> spp.) Brown Patch/Rhizoctonia Blight, Large Patch (<i>Rhizoctonia solani</i>) Brown Ring Patch (<i>R. circinata</i>) Anthracnose -Basal and Foliar (<i>Colletotrichum cereale</i>) Red Thread (<i>Laetisaria fuciformis</i>) Pink Patch (<i>Limonomyces rosipellis</i>)	For prevention, begin applications when conditions are favorable for disease development. Do not make two consecutive applications of this product. Alternate with another fungicide with a different mode of action. A second application may be made after 28 days.
Bermudagrass decline (<i>Gaeumannomyces graminis</i> var. <i>graminis</i>)	Immediately after fungicide is applied, irrigate the area with sufficient water to move the active ingredient down into the crown and root zone of the turf. The amount of water is dependent on the depth of the root zone. For prevention, begin applications two or four weeks prior to the historical appearance of disease symptoms. Initiate cultural control practices at the same time the fungicide is applied. Refer to your local County Extension Service for this information. Apply subsequent applications at 28 day intervals.
Take All Patch (<i>Gaeumannomyces graminis</i>)	For prevention, apply in the fall when soil temperature reaches 55-65°F and again in the spring under similar soil temperature conditions. Applications in both fall and spring may be necessary. Immediately after fungicide is applied, irrigate the area with sufficient water to move the active ingredient down into the crown and active root zone of the turf. The amount of water is dependent on the depth of the root zone.
Gray Leaf Spot (<i>Pyricularia grisea</i>)	Apply when conditions are favorable for disease development at 28 day intervals. Under conditions favoring moderate to heavy disease pressure, this product can be tank mixed with a registered contact fungicide at the label rate.

Stripe Smut (<i>Ustilago striiformis</i>)	Make a single application to historical disease areas in spring as grass growth begins.
Spring Dead Spot (<i>Leptosphaeria korrea</i> , <i>L. narmari</i> , <i>Ophiosphaerella herpotricha</i> , <i>Gaeumannomyces graminis</i>) Necrotic Ring Spot (<i>Leptosphaeria korrea</i>)	For prevention, apply in fall when soil temperature reach 65 F and again in spring under similar soil temp conditions or after dormancy break. Immediately after fungicide is applied, irrigate the area with sufficient water to move the active ingredient down into the crown and active root zone of the turf. The amount of water is dependent on the depth of the root zone.
Fusarium Patch (<i>Fusarium roseum</i>)	Apply first application in mid-June or 28 days prior to time this blight normally becomes evident. Make applications at no less than 28 day intervals.
Summer Patch (<i>Magnaporthe poae</i>)	Apply beginning in the spring. Do not make two consecutive applications of this product. Alternate with another fungicide with a different mode of action. Second and third applications may be made at 28 day intervals. See local university recommendations for suggested timing. Immediately after fungicide is applied, irrigate the area with sufficient water to move the active ingredient down into the crown and active root zone of the turf. The amount of water is dependent on the depth of the root zone.
Zoysia Patch, Large Patch of zoysia (<i>Rhizoctonia solani</i>)	Make first application in early fall (mid-September to mid-October) prior to development of disease symptoms. A second application in early spring may be necessary in areas where disease pressure is known to be heavy.
Gray Snow Mold/Typhula Blight (<i>Typhula incarnate</i>) Pink Snow Mold/Microdochium Patch (<i>Microdochium nivalis</i>)	Apply in the fall, before anticipated turf dormancy and before first snow cover. If turf breaks dormancy during winter months a second application may be made. Do not apply over snow cover, or when turf is dormant. It is recommended that this product be tank-mixed with other registered snow mold products for best season long results.



STORAGE AND DISPOSAL

DO NOT contaminate water, food or feed by storage or disposal.

Pesticide Storage: Store in a cool, dry place and in such a manner as to prevent cross contamination with other pesticides, fertilizers, food, and feed. Store in original container and out of the reach of children, preferably in a locked storage area.

Handle and open container in a manner as to prevent spillage. If container is leaking invert to prevent leakage. If the container is leaking or material is spilled for any reason or cause, carefully dam up spilled material to prevent runoff. Refer to Precautionary Statements on label for hazards associated with the handling of this material. Do not walk through spilled material. Absorb spilled material with absorbing type compounds and dispose of as directed for pesticides below. In spill or leak incidents, keep unauthorized people away.

Pesticide Disposal: Wastes resulting from the use of this product may be disposed of on site or at an approved waste disposal facility.

Container Disposal: Nonrefillable container. Do not reuse or refill this container. Triple rinse container (or equivalent) promptly after emptying. Triple rinse as follows: Empty the remaining contents into application equipment or a mix tank and drain for 10 seconds after the flow begins to drip. Fill the container ¼ full with water and recap. Shake for 10 seconds. Pour rinsate into application equipment or a mix tank or store rinsate for later use or disposal. Drain for 10 seconds after the flow begins to drip. Repeat this procedure two more times. Then offer for recycling, if available, or puncture and dispose of in a sanitary landfill, or by incineration, or if allowed by state and local authorities, by burning. If burned, stay out of smoke.

WARRANTY AND LIMITATION OF DAMAGES

CONDITIONS OF SALE: To the extent consistent with applicable law, Sipcam Agro USA, Inc. warrants that this product conforms to the chemical description on the label and is reasonably fit for the purposes stated on the label when used in accordance with the directions stated on the label. This warranty does not extend to the use of this product contrary to label instructions, or under conditions not reasonably foreseeable to Sipcam Agro USA, Inc. **SIPCAM AGRO USA, INC. DISCLAIMS ALL OTHER WARRANTIES, EXPRESS OR IMPLIED, INCLUDING ANY WARRANTY OF FITNESS OR MERCHANTABILITY. TO THE EXTENT CONSISTENT WITH APPLICABLE LAW, SIPCAM AGRO USA, INC. SHALL NOT BE LIABLE FOR CONSEQUENTIAL, SPECIAL, OR INDIRECT DAMAGES RESULTING FROM THE USE OR HANDLING OF THIS PRODUCT, AND SIPCAM AGRO USA, INC.'S SOLE LIABILITY AND BUYER'S AND USER'S EXCLUSIVE REMEDY SHALL BE LIMITED TO THE REFUND OF THE PURCHASE PRICE. BUYER AND USER ACKNOWLEDGE, AND TO THE EXTENT CONSISTENT WITH APPLICABLE LAW, ASSUME ALL RISKS AND LIABILITY RESULTING FROM HANDLING, STORAGE AND USE OF THIS PRODUCT. SIPCAM AGRO USA, INC. DOES NOT AUTHORIZE ANY AGENT OR REPRESENTATIVE TO MAKE ANY OTHER WARRANTY, GUARANTEE OR REPRESENTATION CONCERNING THIS PRODUCT.**

Initial submission: 5/25/11

