
 <p>U.S. ENVIRONMENTAL PROTECTION AGENCY Office of Pesticide Programs Antimicrobials Division (7510C) 1200 Pennsylvania Avenue, N.W. Washington, D.C. 20460</p> <p>NOTICE OF PESTICIDE: <u> X </u> Registration <u> </u> Re-registration</p> <p>(under FIFRA, as amended)</p>	EPA Reg. Number: 60061-118	Date of Issuance: FEB 14 2006
	Term of Issuance: CONDITIONAL	
	Name of Pesticide Product: Pettit Marine Paint Alumacoat + Antifouling Paint	
Name and Address of Registrant (include ZIP code): Kop-Coat, Inc. 436 Seventh Avenue Pittsburgh, PA 15219-1818		
<p>Note: Changes in labeling differing in substance from that accepted in connection with this registration must be submitted to and accepted by the Antimicrobials Division prior to use of the label in commerce. In any correspondence on this product always refer to the above EPA registration number.</p> <p>On the basis of information furnished by the registrant, the above named pesticide is hereby registered/reregistered under the Federal Insecticide, Fungicide, and Rodenticide Act, as amended.</p> <p>Registration is in no way to be construed as an endorsement or recommendation of this product by the Agency. In order to protect health and the environment, the Administrator, on his motion, may at any time suspend or cancel the registration of a pesticide in accordance with the Act. The acceptance of any name in connection with the registration of a product under this Act is not to be construed as giving the registrant a right to exclusive use of the name or to its use if it has been covered by others.</p>		
<p>This product is conditionally registered in accordance with FIFRA Section 3(c)(7)(A) provided that you:</p> <ol style="list-style-type: none"> 1. Submit and/or cite all data required for registration of your product under FIFRA Section 3(c)(5) when the Agency requires all registrants of similar products to submit such data; and submit acceptable responses required for re-registration of your product under FIFRA Section 4, or as required by registration review under FIFRA Section 3(g). 2. Make the following labeling changes: <ol style="list-style-type: none"> a. Revise the EPA Registration Number to read, "EPA Reg. No. 60061-118." b. Place the appropriate Establishment No. on the product labeling. 		
Signature of Approving Official:  Marshall Swindell, Product Manager, Team 33, Regulatory Management Branch I, Antimicrobials Division	Date: FEB 14 2006	

3. Submit three copies of a final printed production label.

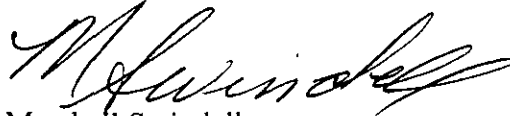
The Confidential Statement of Formula dated February 1st, 2005, is acceptable.

If these conditions are not complied with, the registration will be subject to cancellation in accordance with FIFRA Section 6(e). Your release for shipment of the product constitutes acceptance of these conditions.

A stamped copy of the accepted label is enclosed for your records.


If you have any questions concerning this letter, please contact Karen M. Leavy-Munk at 703-308-6237.

Sincerely,



Marshall Swindell
Product Manager 33
Regulatory Management Branch 1
Antimicrobial Division(7510C)

Enclosure



DISCLAIMER: The performance of any marine paint or coating depends on many factors outside the control of Pettit Paint Company, including surface preparation, proper application and environmental conditions. Therefore, Pettit Paint Company cannot guarantee this product's suitability for your particular purpose or application. Implied warranties of fitness for a particular purpose and of merchantability are excluded. Pettit Paint Company shall not under any circumstances be liable for incidental or consequential damages. By purchase or use of this product, buyer agrees that the sole and exclusive remedy, if any, is limited to the refund of the purchase price or replacement of the product at Pettit Paint's option.

ALUMACOAT+

ANTIFOULING PAINT

- Ablative Finish Reduces Coating Build-Up
- Advanced Slime Resistance
- Excellent for Aluminum, Fiberglass & Steel Boats

KEEP OUT OF REACH OF CHILDREN
DANGER

SEE BACK PANEL FOR ADDITIONAL PRECAUTIONARY STATEMENTS.

NET CONTENTS
1 GAL. (128 FL. OZ.)
3.785 LITERS

ACTIVE INGREDIENT:
Zinc Omadine® 4.95%
INERT INGREDIENTS: 95.05%
Total 100.00%

This product contains petroleum distillates.

EPA EST. NO. 60061-NJ-2
EPA REGISTRATION NO. 60061-RR1

KOP-COAT, INC.
PETTIT PAINT BRAND
ROCKAWAY, NJ 07866

An RPM Company

ACCEPTED
with COMMENTS
EPA Letter Dated:

FEB 14 2006

Under the Federal Insecticide,
Fungicide, and Rodenticide Act as
amended, for the pesticide,
registered under EPA Reg. No.

60061-118

374

**PRECAUTIONARY STATEMENTS
HAZARDS TO HUMANS AND DOMESTIC ANIMALS**

DANGER: Corrosive. Causes irreversible eye damage. Harmful if swallowed or absorbed through the skin. May be fatal if inhaled. Prolonged or frequently repeated skin contact may cause allergic reaction in some individuals. Do not get in eyes, on skin, or on clothing. Avoid breathing spray mist, vapors or sanding dust. Wash thoroughly with soap and water after handling and before eating, drinking, chewing gum, or using tobacco. Wear coveralls worn over long-sleeved shirt and long pants, chemical resistant gloves, protective eyewear (goggles, face shield or safety glasses), socks, and chemical resistant footwear. Remove contaminated clothing and wash clothing before reuse. When mixing and loading, or cleaning equipment wear a chemical resistant apron. **For applications by residential (non-commercial) users: Do not apply by aerosol spray; Do not apply more than one coat of this product within 24 hours; Apply only in outdoor, non-enclosed spaces.** Residential (non-commercial) users are advised to wear chemical resistant gloves, protective eyewear (goggles, safety glasses, or face-shield), long-sleeved shirt and long pants, socks and shoes. In addition to these minimum Personal Protective Equipment (PPE), commercial users must wear a disposable coverall with hood and chemical resistant footwear. While removing existing paint by sanding or blasting, or applying new antifouling paint, commercial users must wear a respirator with an organic vapor removing cartridge with a prefilter approved for pesticides (MSHA/NIOSH approval number prefix TC-23C), or a canister approved for pesticides (MSHA/NIOSH approval number TC-14G), or a NIOSH approved full face respirator with an organic vapor removing cartridge with a P-100 prefilter. Residential (non-commercial) users are advised to wear the same respirators, cartridges and pre-filters as required by commercial users.

RESIDENTIAL (NON-COMMERCIAL) USERS - This product requires use of the chemical resistant gloves which are available in this store at no additional cost. **Dispose of gloves after use"**

FIRST AID	
ACCEPTED COMMENTS with EPA Date: FEB 14 2006	<ul style="list-style-type: none"> Hold eye open and rinse slowly and gently with water for 15-20 minutes. Remove contact lenses, if present, after the first 5 minutes, then continue rinsing eye. Call a poison control center or doctor for treatment advice. Call a poison control center or doctor immediately for treatment advice. Have a person sip a glass of water if able to swallow. Do not induce vomiting unless told to do so by a poison control center or doctor. Do not give anything by mouth to an unconscious person.
IF INHALED:	<ul style="list-style-type: none"> Move person to fresh air. If person is not breathing, call 911 or an ambulance then give artificial respiration, preferably mouth-to-mouth, if possible. Call a poison control center or doctor for further treatment advice.
IF ON SKIN OR CLOTHING:	<ul style="list-style-type: none"> Take off contaminated clothing. Rinse skin immediately with plenty of water of 15-20 minutes. Call a poison control center or doctor for treatment advice.
HOT LINE NUMBER	
Have the product container or label with you when calling a poison control center or doctor, or going for treatment. You may also contact 1-800-548-0489 for emergency medical treatment information.	
NOTE TO PHYSICIAN	
Probable mucosal damage may contraindicate the use of gastric lavage. This product contains petroleum distillates. Vomiting may cause aspiration pneumonia.	

ENVIRONMENTAL HAZARDS: This material is toxic to fish. Do not apply directly to water by cleaning of equipment or disposal of wastes. Do not allow chips and dust generated during paint removal to enter water. Dispose of paint debris in an approved landfill. Do not discharge effluent containing this product into lakes, streams, ponds, estuaries, oceans and other waters unless in accordance with the requirements of a National Pollution Discharge Elimination System (NPDES) permit and the permitting authority has been notified in writing prior to discharge. Do not discharge effluent into sewer system without previously notifying the local sewage treatment plant authority. For guidance contact your State Water Board or Regional Office of the EPA.

PHYSICAL OR CHEMICAL HAZARDS: FLAMMABLE! Keep away from heat, sparks or open flame. Use only with adequate ventilation during mixing, application and drying. Use absorbent clean-up material if spilled. For fires, blanket flames with foam, CO₂ or dry chemical. Wear NIOSH/MSHA certified breathing equipment.

STORAGE AND DISPOSAL

Do not contaminate water, food or feed by storage or disposal.

PESTICIDE STORAGE: Keep away from heat and open flame. Store in a closed, properly labeled container in a cool, dry place. Keep container closed and upright to prevent leakage. In case of spillage, absorb and dispose of in accordance with local and state authorities.

PESTICIDE DISPOSAL: Pesticide wastes are acutely hazardous. Improper disposal of excess pesticide, spray mixture, or rinsate is a violation of Federal law. If these wastes cannot be disposed of by use according to label instructions, contact your State Pesticide or Environmental Control Agency, or the Hazardous Waste representative at the nearest EPA Regional Office for guidance.

CONTAINER DISPOSAL: Triple rinse (or equivalent). Then offer for recycling or reconditioning, or puncture and dispose of in a sanitary landfill, or by other procedures approved by state and local authorities.

VOC: (as supplied) 330 g maximum. Do not thin beyond your state's compliant limit.

NOTICE! THIS PRODUCT CONTAINS A CHEMICAL KNOWN TO THE STATE OF CALIFORNIA TO CAUSE CANCER AND BIRTH DEFECTS OR OTHER REPRODUCTIVE HARM.

GENERAL DESCRIPTION: Pettit Marine Paint Alumacoxal® Antifouling Paint is an antifouling protective coating resistant to slime, algae, barnacles and other marine and freshwater fouling organisms. This product's unique controlled erosion polymers combined with the latest organic biocide technology minimizes coating build-up and keeps underwater surfaces smooth and clean. This product is for use in fresh, salt or brackish water on hulls and underwater parts below the waterline. This paint is intended for use on recreational and commercial vessels of any size.

DIRECTIONS FOR USE

It is a violation of Federal law to use this product in a manner inconsistent with its labeling.

PREPARATION OF SURFACE: The surface to be painted should be clean, dry and free of any contamination or foreign matter. Always prepare the surface to be painted by sanding and solvent cleaning before any paints or primers are applied. When sanding old antifouling paint use a dust mask to prevent the inhalation of sanding dust. Old, soft bottom paints must be completely removed before applying.

COVERAGE, APPLICATION AND TEMPERATURE: This product can be applied by brush, short nap roller or spray. All painting should be done between 9:00 a.m. and 4:00 p.m. in order to avoid the possibility of dew or condensation spoiling the application. The temperature range of application should be between 50 and 90°F. At least two, and preferably three coats, should be applied for best performance, particularly in high wear areas such as the waterline. This product will cover approximately 400 square feet per gallon when applied at 2 dry mils film thickness.

PREPARATION OF PAINT: This product may exhibit pigment settling, especially if the paint has been on the shelf for several months. It is necessary to thoroughly mix the paint before using. If possible shake the can of paint on a mechanical paint shaker. Before using check the sides and bottom of the can to make sure all the pigment has been mixed in. If mixing is going to be done with a wooden paddle or an electric drill mixer, pour off half of the liquid from the top of the can into another can and then properly mix in any settled pigment, then remix the two parts together thoroughly.

THINNING: Use Pettit 120 Brushing Thinner for thinning this product if needed, particularly on warm or breezy days. Pettit 121 Spraying Thinner can be used to thin this product for spraying and for cleaning equipment. Do not thin more than 10% (12 ounces per gallon) or inadequate paint film thickness will occur and premature erosion of the finish will be likely. Do not thin beyond your state's compliant limit.

DRY TIMES: The minimum recoat time is 6 hours. The minimum dry time between the final coat and launching is 16 hours. Under adverse drying conditions such as those encountered on cool or damp days extend the dry times by 50% in order to ensure that all the solvent is out of the paint film. There is no maximum time before launching.

MAINTENANCE OF ANTIFOULING PAINT: No antifouling paint can be effective under all conditions of exposure. Man-made pollution and natural occurrences can adversely affect antifouling paint performance. Extreme hot and cold water temperatures, silt, dirt, oil, brackish water and even electrolysis can ruin an antifouling paint. Therefore, we strongly suggest that the bottom of the boat be checked regularly to make sure it is clean and that no growth is occurring. Lightly scrub the bottom with a soft brush to remove anything from the antifouling paint surface. Scrubbing is particularly important with boats that are idle for extended periods of time. This product is most effective when the boat is used periodically.

SYSTEMS

Mix paint thoroughly to ensure ingredients are evenly dispersed throughout the can. All surfaces must be clean, dry and properly prepared prior to painting.

PREVIOUSLY PAINTED SURFACES: If the previous coating is in good condition, thoroughly sand with 80-grit sandpaper, then solvent clean with Pettit 120 Brushing Thinner to remove residue. Apply two finish coats of this product. If the previous coating is soft or in poor condition, remove to the bare surface by sanding or using a paint and varnish remover. Proceed with appropriate bare system as described below.

BARE FIBERGLASS: All bare fiberglass, regardless of age, should be thoroughly cleaned several times with Pettit 95 Dewaxer or 120 Brushing Thinner. Sand thoroughly with 80-grit sandpaper to a dull, frosty finish and refresh the sanded surface with 95 Fiberglass Dewaxer or 120 Brushing Thinner to remove sanding residue. Then apply two coats of this product following application instructions. Careful observation of the above instructions will help ensure long-term adhesion of this and subsequent years' antifouling paint. To eliminate the sanding operation, wash the fiberglass three times using Pettit 95 Dewaxer only. Then apply one coat of Pettit 6990 Sandless Primer. Read and follow carefully the application and topcoating instructions on the Sandless Primer label. Apply at least two coats of this product.

BARE ALUMINUM: Abrade the surface to clean, bright metal by sandblasting, sanding or wire-brushing. Blow off or vacuum off sanding residue so that surface is clean and dry, then immediately apply one thin coat of Pettit 8455/044 Metal Primer or two coats of Z-Spar P-527 Epoxy Primer. Let dry two hours and apply two coats of Pettit Protect 4700/4701 Epoxy Primer allowing 3 to 18 hours drying between coats (at temperature of 70°F). After the second coat of Pettit Protect has been applied, wait 5 to 8 hours, no more, no less, and apply the first coat of this product. Apply one or two additional coats of this product.

BARE STEEL: Sandblast to clean, bright metal and remove blasting residue with clean, dry compressed air or a clean brush. Immediately apply three coats of Pettit 4700/4701 Pettit Protect Epoxy Primer followed by two finish coats of this product. Read and follow carefully the instructions on the 4700/4701 Pettit Protect Epoxy Primer label. If the surface to be painted will be prepared using hand tools such as wire wheels or sanders, clean off residue and immediately apply one coat of Pettit 6990 Rustlok Steel Primer. Let dry 1-2 hours and follow with two coats of Pettit 4700/4701 Pettit Protect Epoxy Primer. Then apply two finish coats of this product. Read and follow carefully the instructions for application and topcoating on both primer labels.

OUTDRIVE UNITS AND OUTBOARDS: On new units, lightly sand the factory finish to dull the surface, clean with Pettit 120 Brushing Thinner and apply two coats of this product. On units previously painted with tin based antifouling paint, lightly sand the antifouling paint, wipe with Pettit 120 Brushing Thinner then apply one coat of Pettit 6627 Tie-Coat Primer. Allow to dry for four hours minimum then apply two coats of this product.

MEDICAL EMERGENCIES: 1-800-548-0489

MADE IN USA P3353 1262/GA 04/05

PRODUCT INFORMATION: 1-800-221-4466

Handwritten mark: 11 7 4