

FM 31 60061-66
FOR FIBERGLASS BOATS

10/2

Unepoxy

PLUS

ACCEPTED
DEC 5 1995
Under the Federal Insecticide,
Fungicide, and Rodenticide Act,
as amended, for the pesticide
registered under
EPA Reg. No. 60061-66

DISCLAIMER: The performance of any marine paint or coating depends on many factors outside the control of Pettit Paint Company, including surface preparation, proper application and environmental conditions. Therefore, Pettit Paint Company cannot guarantee this product's suitability for your particular purpose or application. Implied warranties of fitness for a particular purpose and of merchantability are excluded. Pettit Paint Company shall not under any circumstances be liable for incidental or consequential damages. By purchase or use of this product, buyer agrees that the sole and exclusive remedy, if any, is limited to the refund of the purchase price or replacement of the product at Pettit Paint's option.

ANTIFOULING BOTTOM PAINT
FOR HEAVY FOULING CONDITIONS

1218 BLUE

NONCOMMERCIAL USE
KEEP OUT OF REACH OF CHILDREN.


WARNING!

SEE BACK PANEL FOR ADDITIONAL PRECAUTIONARY STATEMENTS.


ACTIVE
INGREDIENT
Cuprous Oxide..... 55.6%
INERT
INGREDIENTS 44.4%
100.0%

EPA Reg. No. 60061-66
COPPER AS METALLIC ... 49.4%

This product contains
petroleum disillates.



Kop-Coat Inc.
Pettit Paint Div.
Rockaway, N.J. 07866



NET CONTENTS
128 FL. OZ. (1 GAL.)
3.785 LITERS

EPA Est. No. 60061-NJ-2

BEST COPY AVAILABLE

UNEPOXY PLUS

2 of 2

PRODUCT DESCRIPTION: Unepoxy is a hard protective antifouling paint for use on boat bottoms. It can be applied over most aged hard antifouling coatings. Old soft antifouling paints should be removed for best adhesion. It may be applied on fibreglass boats with outboards or outdrives with no danger of electrolysis, provided the drive units are not cooled themselves. Unepoxy is also suitable for all Non-Aluminum trailer boats.

PREPARATION OF SURFACE: The surface to be painted should be dry, clean and oil free. It should be properly prepared by sanding and solvent cleaning before any primers or paints are applied. Follow the recommended systems below. When removing old antifouling paint, use a face mask to prevent the inhalation of sanding dust.

APPLICATION AND TEMPERATURE: Unepoxy can be applied by brush, roller or spray. The work should be done between 50°-80° F. and 40°-60° F. under good drying conditions. The temperature range of application is 40° to 90° F. Two coats should be applied for best antifouling protection.

PREPARATION OF PAINT: Unepoxy is heavily loaded with cuprous oxide. As a result of this loading there is a tendency for settling to occur especially if the paint has been on the shelf for several months. It is necessary to thoroughly mix the paint before using. If possible shake the can or paint on a mechanical paint shaker. Before using check the sides and bottom of the can to make sure all the pigment has been mixed in. If mixing is going to be done with a wooden paddle or an electric drill mixer pour all half of the liquid from the top of the can into another can and then properly mix in the settled pigment. Then return the two parts together thoroughly.

THINNER: Thinning Unepoxy is not normally required. If necessary use Pettit 12120 Brushing Thinner for a smoother finish on especially warm and breezy days. Use Pettit 12121 Spraying Thinner for spray application. Use either thinner for clean-up.

After the second coat is applied, let the paint dry at least eight hours or preferably overnight before immersing the boat. Under adverse drying conditions let the boat dry overnight to make sure all the solvent is out of the paint film. Maximum dry time before launching is two months.

COVERAGE: Unepoxy covers approximately 400 square feet per gallon.

MAINTENANCE OF ANTIFOULING PAINT: No antifouling paint can be effective under all conditions of exposure. Manmade pollution and natural occurrences can adversely affect antifouling paint performance. Extreme hot and cold water temperatures, silt, dirt, oil, brackish water and even electrolysis can ruin an antifouling paint. Therefore, we strongly suggest that the bottom of the boat be checked several times a month to make sure it is clean and that no growth is occurring. Lightly scrub the bottom with a soft brush to remove anything from the antifouling paint surface.

PAINT SYSTEMS

Previously Painted Surfaces: If the previous coating is in good condition, thoroughly sand with 80 grit paper then solvent clean with 12120 Brushing Thinner to remove residue. Apply two finish coats of Unepoxy. If the previous coating is soft or in poor condition, remove to the bare surface by sanding or using Pettit Paint & Varnish Remover (9030 for fiberglass; 9032 for wood and metal). Proceed with appropriate bare system as described below. Old tin copolymers should be removed and sealed with Pettit 6627 Tie Coat Primer before apply Unepoxy.

Fiberglass: All bare fiberglass, regardless of age, should be thoroughly cleaned several times with Pettit 15095 Dewaxer or 12120 Brushing Thinner. Sand thoroughly with 80 grit sandpaper to a dull, frosty finish and rewash the sanded surface with 15095 Fiberglass Dewaxer or 12120 Brushing Thinner to remove sanding residue. Then apply two coats of Unepoxy, following application instructions. Careful observation of the above instructions will help ensure long term adhesion of this and subsequent years' antifouling paint.

To eliminate the sanding operation, wash the fiberglass three times using Pettit 15095 Dewaxer only. Then apply one coat of Pettit 6999 Sandless Primer. Consult the Sandless Primer label for complete application and antifouling topcoating instructions.

Wax/Wash: Sand entire surface with 80 grit paper; wash clean with 12120 Brushing Thinner. Apply a coat of Unepoxy thinned 25% with 12120 Brushing Thinner, allow an overnight dry, then sand and wipe clean. Apply two finish coats of Unepoxy.

STEEL HULLS, UNDERWATER METAL PARTS, LEAD KEELS: For steel hulls and metal keels consult Pettit Technical Bulletin TB 430 High Build Epoxy Primer for complete priming instructions. For underwater metal parts and running gear, use Pettit 6456 Underwater Metal Kit which includes complete priming materials and instructions for use.

DO NOT USE THIS PRODUCT ON ALUMINUM HULLS AND OUTDRIVES.

PRECAUTIONARY STATEMENTS

HAZARDS TO HUMANS AND DOMESTIC ANIMALS

WARNING: Causes eye irritation. Harmful if absorbed through skin. Avoid contact with skin, eyes or clothing. Wear protective clothing such as gloves, long-sleeved cotton shirt, long pants and hat. May be fatal if swallowed or inhaled. Do not breathe sanding dust, vapor or spray mist. Remove contaminated clothing and wash before reuse. Wash thoroughly with soap and water after handling.

STATEMENT OF PRACTICAL TREATMENT: IF SWALLOWED: Drink promptly a large quantity of milk, egg whites, gelatin solution or, if these are not available, drink large quantities of water. Avoid alcohol. Get medical attention.

IF IN EYES: Flush with plenty of water. Get medical attention.

IF ON SKIN: Wash with plenty of soap and water. Get medical attention.

IF INHALED: Remove victim to fresh air. If not breathing, give artificial respiration, preferably mouth-to-mouth. Get medical attention.

ENVIRONMENTAL HAZARDS: This material is toxic to fish. Do not apply directly to water by cleaning of equipment or disposal of wastes. Do not allow chips and dust generated during paint removal to enter water. Dispose of paint debris in an approved landfill.

PHYSICAL OR CHEMICAL HAZARD: COMBUSTIBLE! Do not use or store near heat or open flame.

DIRECTIONS FOR USE

It is a violation of federal law to use this product in a manner inconsistent with its labeling.

NOTE - When product is used in confined areas or applied by spraying, wear a respirator jointly approved by the Mining Enforcement and Safety Administration (formerly the U.S. Bureau of Mines) and by the National Institute for Occupational Safety and Health under the provision of 30 CFR 11.

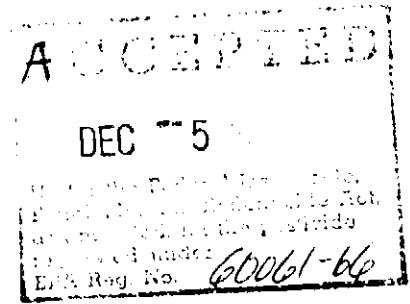
GENERAL DESCRIPTION

Unepoxy is an anti-fouling protective coating resistant to algae, barnacles and other marine fouling.

STORAGE & DISPOSAL: Do not contaminate water, food, or feed by storage or disposal. Open dumping is prohibited.

PESTICIDE DISPOSAL: Pesticide wastes are toxic. Improper disposal of excess pesticide, spray mixture or rinsate is a violation of Federal Law. If these wastes cannot be disposed of by use according to label instructions, contact your state Pesticide or Environmental Control Agency, or the Hazardous Waste representative of the nearest EPA Regional Office for guidance.

CONTAINER DISPOSAL: Triple rinse (or equivalent). Then offer for recycling or reconditioning, or puncture and dispose of in a sanitary landfill, or by other procedures approved by state and local authorities.



WARNING! THIS PRODUCT CONTAINS A CHEMICAL KNOWN TO THE STATE OF CALIFORNIA TO CAUSE CANCER.

PRODUCT EMERGENCIES: 1 800 548-0489

BEST COPY AVAILABLE