

59639-193

3 / 14 / 2014

1 / 58



UNITED STATES ENVIRONMENTAL PROTECTION AGENCY
WASHINGTON, D.C. 20460

OFFICE OF
CHEMICAL SAFETY AND
POLLUTION PREVENTION

Robert Hamilton, Ph.D.
Valent U.S.A. Corporation
1600 Riviera Avenue, Suite 200
Walnut Creek, CA 94596-8025

MAR 14 2014

Subject: Master and Supplemental Label Amendments- reformatting for clarification and addition of registrant-initiated use restrictions
Product Name: V-10233 Herbicide
EPA Reg. No: 59639-193
Decision Number(s): 485249

Dear Dr. Hamilton:

The labeling referred to above, submitted in connection with registration in accordance with FIFRA section 3(C)(5), as amended, is acceptable, provided that you submit and/or cite all data required for reregistration/registration review of your product under FIFRA when the Agency requires all registrants of similar products to submit such data.


NOTE: Should you wish to add/retain a reference to the company's website on your label, then please be aware that the website becomes labeling under the Federal Insecticide Fungicide and Rodenticide Act and is subject to review by the Agency. If the website is false or misleading, the product would be misbranded and unlawful to sell or distribute under FIFRA section 12(a)(1)(E). 40 CFR 156.10(a)(5) list examples of statements EPA may consider false or misleading. In addition, regardless of whether a website is referenced on your product's label, claims made on the website may not substantially differ from those claims approved through the registration process. Therefore, should the Agency find or if it is brought to our attention that a website contains false or misleading statements or claims substantially differing from the EPA approved registration, the website will be referred to the EPA's Office of Enforcement and Compliance.

Continued on page 2

Page 2 of 2
EPA Reg. No. 59639-193
Decision No. 485249

A stamped copy of your label is enclosed for your records. This label supersedes all previously accepted labels. You must submit one (1) copy of the final printed label before you release the product for shipment. Products released for shipment after eighteen (18) months from the date of this letter must bear the new revised label. If these conditions are not complied with, the registration will be subject to cancellation in accordance with FIFRA §6(e). Your release for shipment of the product constitutes acceptance of these conditions. If you have questions or concerns regarding this letter, please contact Beth Benbow at (703) 347-8072 or email at benbow.bethany@epa.gov.

Sincerely,



Kathryn V. Montague
Product Manager 23
Herbicide Branch
Registration Division (7505P)

3/58



ACCEPTED
 MAR 14 2014
 Under the Federal Insecticide,
 Fungicide, and Rodenticide Act,
 registered for the pesticide
 registered under
 EPA Reg. No 59639-193

GROUP	14	15	HERBICIDE
-------	----	----	-----------

[MASTER LABEL]

V-10233 Herbicide

FOR RESIDUAL CONTROL AND/OR SUPPRESSION OF CERTAIN WEEDS IN FIELD CORN, COTTON, SOYBEAN, WHEAT, FALLOW LAND AND NON CROP AREAS

Active Ingredient	By Wt
Flumioxazin*.....	33.5%
Pyroxasulfone**.....	42.5%
Other Ingredients	24.0%
Total	100.0%

*2-[7-fluoro-3,4-dihydro-3-oxo-4-(2-propynyl)-2H-1,4-benzoxazin-6-yl]-4,5,6,7-tetrahydro-1H-isindole-1,3(2H)-dione

**3-[[[5-(difluoromethoxy)-1-methyl-3-(trifluoromethyl)-1H-pyrazol-4-yl]methyl]sulfonyl]-4,5-dihydro-5,5-dimethylisoxazole

V-10233 Herbicide is a water dispersible granule containing 76% active ingredient.

CAS No. 447399-55-5

KEEP OUT OF REACH OF CHILDREN

CAUTION

SEE NEXT PAGE FOR ADDITIONAL PRECAUTIONARY STATEMENTS.

NET WEIGHT

4/
58

[Sub Label 1]

V-10233 Herbicide

For residual control and/or suppression of certain weeds use in field corn, cotton, soybean, wheat, fallow land and non-crop areas.

5/58



GROUP	14	15	HERBICIDE
-------	----	----	-----------

[Bracketed information is optional text]

V-10233 Herbicide

FOR RESIDUAL CONTROL AND/OR SUPPRESSION OF CERTAIN WEEDS USE IN FIELD CORN, COTTON, SOYBEAN, WHEAT, FALLOW LAND AND NON CROP AREAS.

Active Ingredient	By Wt.
Flumioxazin*	33.5%
Pyroxasulfone**	42.5%
Other Ingredients	24.0%
Total	100.0%

*2-[7-fluoro-3,4-dihydro-3-oxo-4-(2-propynyl)-2H-1,4-benzoxazin-6-yl]-4,5,6,7-tetrahydro-1H-isoindole-1,3(2H)-dione

**3-[[[5-(difluoromethoxy)-1-methyl-3-(trifluoromethyl)-1H-pyrazol-4-yl]methyl]sulfonyl]-4,5-dihydro-5,5-dimethylisoxazole

V-10233 Herbicide is a water dispersible granule containing 76% active ingredient.

CAS No. 447399-55-5

KEEP OUT OF REACH OF CHILDREN

CAUTION

SEE NEXT PAGE FOR ADDITIONAL PRECAUTIONARY STATEMENTS.

NET WEIGHT 6 POUNDS

**PRECAUTIONARY STATEMENTS
HAZARDS TO HUMANS & DOMESTIC ANIMALS
CAUTION**

Avoid contact with skin, eyes, or clothing. Causes moderate eye irritation.

FIRST AID	
If on skin or clothing:	<ul style="list-style-type: none"> • Take off contaminated clothing. • Rinse skin immediately with plenty of water for 15-20 minutes. • Call a poison control center or doctor for treatment advice.
If in eyes:	<ul style="list-style-type: none"> • Hold eye open and rinse slowly and gently with water for 15-20 minutes. • Remove contact lenses, if present, after the first 5 minutes, then continue rinsing eye. • Call a poison control center or doctor for treatment advice.
If inhaled:	<ul style="list-style-type: none"> • Move person to fresh air. • If person is not breathing, call 911 or an ambulance, then give artificial respiration, preferable by mouth-to-mouth, if possible. • Call a poison control center or doctor for further treatment advice.
If swallowed:	<ul style="list-style-type: none"> • Call a poison control center or doctor immediately for treatment advice. • Have person sip a glass of water if able to swallow. • Do not induce vomiting unless told to do so by the poison control center or doctor. • Do not give anything by mouth to an unconscious person.
HOT LINE NUMBER	
<p>Have the product container or label with you when calling a poison control center or doctor or going for treatment. You may also contact 800-892-0099 for emergency medical treatment information.</p>	

When handlers use closed systems, enclosed cabs, or aircraft in a manner that meets the requirements listed in the Worker Protection Standards (WPS) for agricultural pesticides (40 CFR 170.240(d)(4-6), the handler PPE requirements may be reduced or modified as specified in the WPS.

PERSONAL PROTECTIVE EQUIPMENT (PPE)

Some of the materials that are chemical-resistant to this product are listed below. If you want more options, follow the instructions for Category A on an EPA chemical-resistance category selection chart.

Applicators and other handlers must wear

- long-sleeved shirt and long pants
- chemical-resistant gloves made of any waterproof material such as polyethylene or polyvinyl chloride, shoes and socks.

For aerial application to corn, cotton, soybean and wheat mixers and loaders must also wear: PF 5 respirator.

Follow manufacturer's instructions for cleaning/maintaining PPE. If no such instructions for washables exist, use detergent and hot water. Keep and wash PPE separately from other laundry.

USER SAFETY RECOMMENDATIONS

Users should:

- Wash thoroughly with soap and water after handling and before eating, drinking, chewing gum, using tobacco or using the toilet.
- Remove clothing immediately if pesticide gets inside. Then wash thoroughly and put on clean clothing.
- Remove PPE immediately after handling this product. Wash the outside of gloves before removing. As soon as possible, wash thoroughly and change into clean clothing.

ENVIRONMENTAL HAZARDS

This product is toxic to non-target plants and aquatic invertebrates. Do not apply when weather conditions favor drift from treated areas. Do not contaminate water when disposing of equipment washwaters.

This pesticide is toxic to plants and should be used strictly in accordance with the drift and run-off precautions on this label in order to minimize off-site exposures.

Ground Water Advisory: This chemical has properties and characteristics associated with chemicals detected in ground water. This chemical may leach into ground water if used in areas where soils are permeable, particularly where the water table is shallow.

Surface Water Advisories: Do not apply directly to water, to areas where surface water is present, or to intertidal areas below the mean high water mark. Drift and runoff may be hazardous to aquatic organisms in water adjacent to treated areas. Do not contaminate water when disposing of equipment wash waters or rinsate.

The product may impact surface water quality due to runoff of rainwater. This is especially true for poorly draining soils and soils with shallow ground water. This product is classified as having a high potential for reaching surface water via runoff for several months or more after application. A level, well maintained vegetative buffer strip between areas to which this product is applied and surface water features such as ponds, streams, and springs will reduce potential loading of pyroxsulfone and its degradation product, 5-difluoromethoxy-1H-pyrazol-4-yl) methanesulfonic acid (M1), from runoff water and sediment. Runoff of this product will be reduced by avoiding applications when rainfall is forecasted to occur within 48 hours.

DIRECTIONS FOR USE

It is a violation of Federal law to use this product in a manner inconsistent with its labeling.

READ ENTIRE LABEL. USE STRICTLY IN ACCORDANCE WITH PRECAUTIONARY STATEMENTS AND DIRECTIONS, AND WITH APPLICABLE STATE AND FEDERAL REGULATIONS.

Do not apply this product in a way that will contact workers or other persons, either directly or through drift. Only protected handlers may be in the area during application. For any requirements specific to your State or Tribe, consult the agency responsible for pesticide regulation.

AGRICULTURAL USE REQUIREMENTS

Use this product only in accordance with its labeling and with the Worker Protection Standard, 40 CFR part 170. This Standard contains requirements for the protection of agricultural workers on farms, forests, nurseries, and greenhouses, and handlers of agricultural pesticides. It contains requirements for training, decontamination, notification and emergency assistance. It also contains specific statements on this label about personal protective equipment (PPE), and restricted-entry interval. The requirements in this box only apply to uses of this product that are covered by the Worker Protection Standard.

Do not enter or allow worker entry into treated areas during the restricted entry interval (REI) of 12 hours.

PPE required for early entry to treated areas that is permitted under the Worker Protection Standard and that involves contact with anything that has been treated, such as plants, soil or water is: coveralls, chemical-resistant gloves made of waterproof material, shoes plus socks.

NON-AGRICULTURAL USE REQUIREMENTS

The requirements in this box apply to uses of this product that are NOT within the scope of the Worker Protection Standards for agricultural pesticides (40 CFR Part 170). The WPS applies when this product is used to produce agricultural plants on farms, forest, nurseries, or greenhouses.

Keep all unprotected persons out of operating areas, or vicinity where there may be drift.

Do not enter or allow others to enter treated areas until sprays have dried.

**DISCLAIMER, RISKS OF USING THIS PRODUCT,
LIMITED WARRANTY
AND LIMITATION OF LIABILITY**

IMPORTANT: Read the entire Label including this Disclaimer, Risks of Using this Product, Limited Warranty, and Limitation of Liability before using this product. If the terms are not acceptable THEN DO NOT USE THE PRODUCT; rather, return the unopened product within 15 days of purchase for a refund of the purchase price.

RISKS OF USING THIS PRODUCT

The Buyer and User (referred to collectively herein as "Buyer") of this product should be aware that there are inherent unintended risks associated with the use of this product which are impossible to eliminate. These risks include, but are not limited to, injury to plants and crops to which this product is applied, lack of control of the target pests or weeds, resistance of the target pest or weeds to this product, injury caused by drift, and injury to rotational crops caused by carryover in the soil. Such risks of crop injury, non-performance, resistance or other unintended consequences are unavoidable and may result because of such factors as weather, soil conditions, disease, moisture conditions, irrigation practices, condition of the crop at the time of application, presence of other materials either applied in the tank mix with this product or prior to application of this product, cultural practices or the manner of use or application, (or a combination of such factors) all of which are factors beyond the control of Valent. The Buyer should be aware that these inherent unintended risks may reduce the harvested yield of the crop in all or a portion of the treated acreage, or otherwise affect the crop such that additional care, treatment and expense are required to take the crop to harvest. If the Buyer chooses either to accept these risks. THEN THIS PRODUCT SHOULD NOT BE APPLIED. By applying this product Buyer acknowledges and accepts these inherent unintended risks AND TO THE FULLEST EXTENT CONSISTENT WITH APPLICABLE LAW, BUYER AGREES THAT ALL SUCH RISKS ASSOCIATED WITH THE APPLICATION AND USE ARE ASSUMED BY THE BUYER.

Valent shall not be responsible for losses or damages (including, but not limited to, loss of yield, increased expenses of farming the crop or such incidental, consequential or special damages that may be claimed) resulting from use of this product in any manner not set forth on the label. Buyer assumes all risks associated with the use of this product in any manner or under conditions not specifically directed or approved on the label.

LIMITED WARRANTY

Valent warrants only that this product conforms to the chemical description on the label and is reasonably fit for the purposes stated in the label, under average use conditions, when used strictly in accordance with the label and subject to the Risks of Using This Product as described above. To the extent consistent with applicable law AND AS SET FORTH ABOVE, VALENT MAKES NO OTHER WARRANTIES, EITHER EXPRESSED OR IMPLIED. No agent or representative of Valent or Seller is authorized to make or create any other express or implied warranty.

LIMITATION OF LIABILITY

To the fullest extent consistent with applicable law, Valent or Seller is not liable for any incidental, consequential, indirect or special damages resulting from the use or handling of this product. The limitation includes, but is not limited to, loss of yield on all or any portion of the treated acreage, increased care, treatment or other expenses required to take the crop to harvest, increased finance charges or altered finance ratings, emotional or mental distress and/or exemplary damages. TO THE FULLEST EXTENT CONSISTENT WITH APPLICABLE LAW, THE EXCLUSIVE REMEDY OF THE BUYER, AND THE EXCLUSIVE MAXIMUM LIABILITY OF VALENT OR SELLER FOR ANY AND ALL CLAIMS, LOSSES, INJURIES OR DAMAGES (INCLUDING CLAIMS BASED ON BREACH OF WARRANTY, CONTRACT, NEGLIGENCE, TORT, STRICT LIABILITY OR OTHERWISE) RESULTING FROM THE USE OR HANDLING OF THIS PRODUCT SHALL BE THE RETURN OF THE PURCHASE PRICE OF THIS PRODUCT OR, AT THE ELECTION OF VALENT OR SELLER, THE REPLACEMENT OF THE PRODUCT.

PROMPT NOTICE OF CLAIM

To the extent consistent with applicable law allowing such requirements Valent must be provided notice as soon as Buyer has reason to believe it may have a claim, but in no event later than twenty-one days from date of planting, or twenty-one days from the date of application, whichever is latter, so that an immediate inspection of the affected property and growing crops can be made.

To the extent consistent with applicable law if Buyer does not notify Valent of any claims, in such period, it shall be barred from obtaining any remedy.

NO AMENDMENTS

Valent and Seller offer this product, and Buyer accepts it, subject to the foregoing Disclaimer, Risks of Using This Product, Limited Warranty and Limitation of Liability, which may not be modified by any oral or written agreement.

TANK MIXES

NOTICE: Tank mixing or use of this product with any other product which is not specifically and expressly authorized by the label shall be the exclusive risk of user, applicator and/or application advisor, to the extent allowed by applicable law.

Read and follow the entire label of each product to be used in the tank mix with this product.

RESISTANCE MANAGEMENT RECOMMENDATIONS

V-10233 Herbicide is a premix of Group 14 and Group 15 herbicides. Any weed population may contain or develop plants naturally resistant to V-10233 Herbicide and other Group 14 and/or Group 15 herbicides. Weed species with acquired resistance to Group 14 and/or Group 15 herbicides may eventually dominate the weed population if Group 14 plus Group 15 herbicides are used repeatedly in the same field or in successive years as the primary method of control for targeted species. This may result in partial or total loss of control of those species by V-10233 Herbicide or other Group 14 and/or Group 15 herbicides.

To delay herbicide resistance consider:

- Avoiding the consecutive use of V-10233 Herbicide or other target site of action Group 14 and/or Group 15 herbicides that might have a similar target site of action, on the same weed species.
- Using tank mixtures or premixes with herbicides from different target site of action Groups as long as the involved products are all registered for the same use, have different sites of action and are both effective at the tank mix or prepack rate on the weed(s) of concern.
- Basing herbicide use on a comprehensive Integrated Pest Management (IPM) program.
- Monitoring treated weed populations for loss of field efficacy.
- Contacting your local extension specialist, certified crop advisors and/or manufacturer for herbicide resistance management and/or integrated weed management recommendations for specific crops and resistant weed biotypes.

For further information or to report suspected resistance, you may call the following toll-free number: 800-6-VALENT (682-5368).

TABLE OF CONTENTS

Use Information.....

Use Precautions and Restrictions.....

Table 1. Weeds Controlled or Suppressed by Residual Activity of V-10233 Herbicide.....

Soil Textures.....

Directions for Field Corn (No-Till and Minimum Till).....

 Restrictions and Limitations.....

 Spring Burndown Use Directions - For Pre-plant Applications in Field Corn.....

 Tank Mixes.....

Directions for Cotton (No-Till and Minimum Till).....

 Restrictions and Limitations.....

 Post Directed and Layby Use in Cotton.....

 Spring Burndown Use Directions - For Pre-plant Applications in Cotton.....

 Tank Mixes.....

 Post Directed and Layby Use Directions.....

 Carrier Volume and Spray Pressure.....

 Additives.....

 Application Equipment.....

 Timing to Cotton.....

 Timing to Weeds.....

 Tank Mixes.....

Table 2. Emerged Broadleaf Weeds Controlled by, Hooded, Shielded and Layby Application of V-10233 Herbicide Tank Mixes with Glyphosate or MSMA in Cotton.....

Directions for Soybean (No-Till, Minimum Till and Conventional Till).....

 Restrictions and Limitations.....

 Spring Burndown Use Directions - For Pre-plant Applications in Soybean.....

 Preemergence Use Directions.....

 Tank Mixes.....

Directions for Wheat (No-Till and Minimum Till).....

 Restrictions and Limitations.....

 Burndown Use Directions – For Pre-plant Applications in Wheat.....

 Tank Mixes.....

Directions for Use in Fall Burndown and Fallow Land.....

 Tank Mixes.....

Directions for Use to Maintain Bare Ground on Non-Crop Areas.....

 Use Restrictions.....

 Preemergence Application.....

 Postemergence Application.....

 Tank Mixes.....

 Important.....

Crop Rotational Interval Table.....

Application Information.....
 Sprayer Preparation
 Mixing Instructions
 Application Method.....
 1. Ground Application
 2. Aerial Application
 Carrier Volume and Spray Pressure
 1. Ground Application
 2. Aerial Application
 Nozzle Selection and Orientation.....
 Adjuvants and Drift Control Additives.....
 Spray Drift Management.....
 Sprayer Cleanup
Additives.....
 Jar Test to Determine Compatibility of Adjuvants and V-10233 Herbicide.....
Crop Failure
Storage and Disposal.....

USE INFORMATION

V-10233 Herbicide provides residual control of susceptible weeds in labeled crops and provides additional burndown activity when used as part of a burndown program. In addition, V-10233 Herbicide can be applied as part of a fall burndown program for control of susceptible winter annuals.

Weeds controlled or suppressed by V-10233 Herbicide are listed in Table 1. [Application rates of V-10233 Herbicide vary depending on soil type and organic matter; refer to Table 1.]

Moisture is necessary to activate V-10233 Herbicide in soil for residual weed control. When adequate moisture is not received after a V-10233 Herbicide application, weed residual control may be improved by irrigation with at least 1/2 inch of water. If emerged weeds are controlled by cultivation, residual weed control will be reduced.

Burndown program: Apply V-10233 Herbicide as part of a burndown program to actively growing weeds. Applying V-10233 Herbicide under conditions that do not promote active weed growth will reduce herbicide effectiveness. Do not apply V-10233 Herbicide when weeds are under stress due to drought, excessive water, extremes in temperature, disease or low humidity. Weeds under stress tend to become less susceptible to herbicidal action. V-10233 Herbicide is most effective when applied under warm sunny conditions.

[Rainfastness: V-10233 Herbicide is rainfast one hour after application. Do not apply V-10233 Herbicide if rain is expected within one hour of application or postemergence efficacy may be reduced.]

Soil Characteristics: Application of V-10233 Herbicide to soils with high organic matter and/or high clay content may require higher dosages than soils with low organic matter and/or low clay content. Application to cloddy seedbeds can result in reduced weed control.

Tank Mixes: Read tank mix product label for rates and weeds controlled. Always read and follow label directions for all tank mix products before using. Always confirm that the tank mix partners are registered for use on crop to be treated. The most restrictive labeling of any tank mix product must be followed.

USE PRECAUTIONS AND RESTRICTIONS

- Do not exceed the maximum seasonal rates as listed on this label.
- Do not apply to frozen or snow covered soil.
- Do not apply this product when weather conditions favor spray drift from treated areas.
- Do not apply during low-level inversion conditions, including fog.
- When applying by air, observe drift management restrictions and precautions listed under "Application Information" section.
- Any tillage operation after the application or mechanical incorporation into the soil will reduce residual weed control.
- Observe all rotational intervals as listed in the "Crop Rotational Interval" table.

Table 1. Weeds Controlled or Suppressed by Residual Activity of V-10233 Herbicide

Common Name	Scientific Name	V-10233 Herbicide Rates		
		3.0 oz/A [All soil textures Organic Matter <3%]	3.75 oz/A [Coarse and medium textured soil Organic Matter 3 to 5%]	4.5 oz/A [Fine textured soils Organic Matter 3 to 5%]
		[Preemergence followed by postemergence program - no glyphosate or ALS resistant weeds.]	[Preemergence followed by postemergence program -glyphosate or ALS resistant weeds or heavy weed pressure.]	[Non GMO program - or heavy weed pressure.]
C = Control or S = Suppression				
BROADLEAF WEED SPECIES				
Bristly Starbur	<i>Acanthospermum hispidum</i>	S	S	S
Carpetweed	<i>Mollugo verticillata</i>	C	C	C
Chickweeds				
Common	<i>Stellaria media</i>	C	C	C
Mouseear	<i>Cerastium vulgatum</i>	C	C	C
Coffee Senna	<i>Cassia occidentalis</i>	S	C	C
Copperleaf, Hophornbeam	<i>Acalypha ostryifolia</i>	S	S	S
Dandelion	<i>Taraxacum officinale</i>	C	C	C
Eclipta	<i>Eclipta prostrate</i>	C	C	C
Eveningprimrose, Cutleaf	<i>Oenothera laciniata</i>	C	C	C
Florida Beggarweed	<i>Desmodium tortuosum</i>	S	C	C
Florida Pusley	<i>Richardia scabra</i>	C	C	C
Golden Crownbeard	<i>Verbesina encelioides</i>	S	C	C
Hairy Indigo	<i>Indigofera hirsuta</i>	S	C	C
Hemp Sesbania	<i>Sesbania exaltata</i>	C	C	C
Henbit	<i>Lamium amplexicaule</i>	C	C	C
Jimsonweed	<i>Datura stramonium</i>	C	C	C
Kochia	<i>Kochia scoparia</i>	C	C	C
Lambsquarters, Common	<i>Chenopodium album</i>	C	C	C
Little Mallow	<i>Malva parviflora</i>	C	C	C
Marestail/Horseweed	<i>Conyza canadensis</i>	C	C	C
Morningglories¹				
Entireleaf	<i>Ipomoea hederacea</i> var. <i>Integruscula</i>	S	C	C
Ivyleaf	<i>Ipomoea hederacea</i>	S	C	C
Red/Scarlet	<i>Ipomoea coccinea</i>	S	C	C
Tall	<i>Ipomoea purpurea</i>	S	C	C
Mustard, Wild	<i>Brassica kaber</i>	C	C	C

continued

Table 1. Weeds Controlled or Suppressed by Residual Activity of V-10233 Herbicide

Common Name	Scientific Name	V-10233 Herbicide Rates		
		3.0 oz/A [All soil textures Organic Matter <3%]	3.75 oz/A [Coarse and medium textured soil Organic Matter 3 to 5%]	4.5 oz/A [Fine textured soils Organic Matter 3 to 5%]
		[Preemergence followed by postemergence program - no glyphosate or ALS resistant weeds.]	[Preemergence followed by postemergence program glyphosate or ALS resistant weeds or heavy weed pressure.]	[Non GMO program or heavy weed pressure.]
C = Control or S = Suppression				
BROADLEAF WEED SPECIES				
Nightshades				
Black	<i>Solanum nigrum</i>	C	C	C
Eastern Black	<i>Solanum ptycanthum</i>	C	C	C
Hairy	<i>Solanum sarrachoides</i>	C	C	C
Palmer Amaranth	<i>Amaranthus palmeri</i>	C	C	C
Pigweeds				
Redroot	<i>Amaranthus retroflexus</i>	C	C	C
Smooth	<i>Amaranthus hybridus</i>	C	C	C
Spiny Amaranth	<i>Amaranthus spinosus</i>	C	C	C
Tumble	<i>Amaranthus albus</i>	C	C	C
Prickly Sida (Teaweed)	<i>Sida spinosa</i>	C	C	C
Puncturevine	<i>Tribulus terrestris</i>	C	C	C
Purslane, Common	<i>Portulaca oleracea</i>	C	C	C
Radish, Wild	<i>Raphanus raphanistrum</i>	C	C	C
Ragweeds ²				
Common Ragweed	<i>Ambrosia artemisiifolia</i>	S	C	C
Ragweed, Giant	<i>Ambrosia trifida</i>	S	S	S
Redmaids	<i>Calandrinia ciliata</i> var <i>menziessii</i>	C	C	C
Russian Thistle	<i>Salsola iberica</i>	S	C	C
Shepherd's-purse	<i>Capsella bursa-pastoris</i>	C	C	C
Smallflower Morningglory	<i>Jacquemontia tamnifolia</i>	C	C	C
Spotted Spurge	<i>Euphorbia maculate</i>	C	C	C
Smartweeds				
Ladysthumb	<i>Polygonum persicaria</i>	S	S	S
Pennsylvania	<i>Polygonum pennsylvanicum</i>	S	S	S
Spurred Anoda	<i>Anoda cristata</i>	S	C	C
Tropic Croton	<i>Croton glandulosus</i>	S	C	C
Velvetleaf	<i>Abutilon theophrasti</i>	C	C	C
Venice Mallow	<i>Hibiscus trionum</i>	C	C	C
Waterhemp ²				
Common	<i>Amaranthus rudis</i>	C	C	C
Tall	<i>Amaranthus tuberculatus</i>	C	C	C
Wild Buckwheat	<i>Polygonum convolvulus</i>	S	S	S
Wild Poinsettia	<i>Euphorbia heterophylla</i>	S	C	C
Wormwood, Biennial	<i>Artemisia biennis</i>	S	S	S

continued

16/58

Table 1. Weeds Controlled or Suppressed by Residual Activity of V-10233 Herbicide

Common Name	Scientific Name	V-10233 Herbicide Rates		
		3.0 oz/A [All soil textures Organic Matter <3%]	3.75 oz/A [Coarse and medium textured soil Organic Matter 3 to 5%]	4.5 oz/A [Fine textured soils Organic Matter 3 to 5%]
		[Preemergence followed by postemergence program - no glyphosate or ALS resistant weeds.]	[Preemergence followed by postemergence program - glyphosate or ALS resistant weeds or heavy weed pressure.]	[Non GMO program - or heavy weed pressure.]
C = Control or S = Suppression				
GRASS WEED SPECIES				
Barnyardgrass	<i>Echinochloa crus-galli</i>	C	C	C
Bluegrass, Annual	<i>Poa annua</i>	C	C	C
Cheat	<i>Bromus secalinus</i>	C	C	C
Crabgrass				
Large	<i>Digitaria sanguinalis</i>	C	C	C
Smooth	<i>Digitaria ischaemum</i>	C	C	C
Cupgrass, Southwestern	<i>Eriochloa gracilis</i>	C	C	C
Downy Brome	<i>Bromus tectorum</i>	C	C	C
Foxtails				
Giant	<i>Setaria faberi</i>	C	C	C
Green	<i>Setaria viridis</i>	C	C	C
Yellow	<i>Setaria glauca</i>	C	C	C
Goosegrass	<i>Eleusine indica</i>	C	C	C
Johnsongrass (seedling)	<i>Sorghum halepense</i>	C	C	C
Lovegrass, California	<i>Eragrostis diffusa</i>	C	C	C
Panicums				
Fall	<i>Panicum dichotomiflorum</i>	C	C	C
Texas	<i>Panicum texanum</i>	C	C	C
Red Rice	<i>Oryza sativa</i>	C	C	C
Ryegrass				
Italian	<i>Lolium multiflorum</i>	C	C	C
Rigid	<i>Lolium rigidum</i>	C	C	C
Signalgrass, Broadleaf	<i>Brachiaria platyphylla</i>	C	C	C

¹ Morningglory species are not adequately controlled on fine soils or soils with greater than 3% organic matter.

² A postemergence herbicide, such as Cobra[®], Phoenix[™] or glyphosate (Roundup Ready[®] soybeans only) may be needed following a preemergence application of V-10233 Herbicide to adequately control common ragweed or waterhemp in soybean fields with heavy pressure.

SOIL TEXTURES

[Application rates of V-10233 Herbicide vary depending on soil type and organic matter, soil textures are defined as:

Coarse and Medium	Fine
[sandy loam,] loamy sand, loamy, silt-loam, silt, sandy clay, sandy clay loam	silty clay, silty clay loam, clay, clay loam]

**DIRECTIONS FOR FIELD CORN
(NO-TILL AND MINIMUM TILL)**

RESTRICTIONS AND LIMITATIONS

- Do not apply more than 4.5 oz per acre to field corn during a single growing season.
- Use only on no-till or minimum tillage fields where last years crop residue has not been incorporated into the soil.
- Do not use on popcorn, sweet corn or corn grown for seed.
- Do not use adjuvants when applying to corn.
- Do not apply after crop has emerged.
- [Do not use on soils with less than 1% organic matter unless an activation rainfall has occurred between application and planting.] [Do not plant corn within 30 days of V-10233 Herbicide application in the states of AR, LA, MS, OK or TX unless planting on raised beds.]
- [For field corn, Do not plant corn within 30 days of V-10233 Herbicide application in the states of AL, FL and GA, unless a strip tillage operation has occurred between application and planting.]

SPRING BURNDOWN USE DIRECTIONS – For Pre-plant Applications in Field Corn

Use V-10233 Herbicide as part of a burndown program for residual weed control and to assist in postemergence burndown of many weeds where field corn will be planted directly into the residue of the previous year. See Directions for Use in Fall Burndown and Fallow Land for rates and timing of applications. For control of emerged weeds, apply V-10233 Herbicide with an appropriate burndown tank mix partner. To ensure thorough coverage, use a minimum of 15 gallons of spray solution per acre. Always read and follow label directions for all tank mix products before using.

Apply V-10233 Herbicide at 3 to 4.5 oz/A early pre-plant. Plant corn between 7 and 30 days after application unless the application is made as part of a fall burndown program.

TANK MIXES

Do not use adjuvants when applying to corn. V-10233 Herbicide may be tank mixed with 2,4-D LVE, atrazine, Basis®, dicamba, Express®, glyphosate, Hornet®, paraquat, Python WDG, Resolve®, simazine, for pre-plant burndown applications. Refer to tank mix product labels for specific recommendations and weeds controlled.

**DIRECTIONS FOR COTTON
(NO-TILL AND MINIMUM TILL)**

RESTRICTIONS AND LIMITATIONS

Post Directed and Layby Use in Cotton

- Do not apply more than 3 oz of V-10233 Herbicide per acre during a single application.
- Do not apply more than 6 oz of V-10233 Herbicide per acre during a single growing season.
- Do not make a sequential V-10233 Herbicide application within 30 days of the first V-10233 Herbicide application.
- Do not apply within 60 days of harvest.
- Refer to most restrictive label for minimum interval between application and planting.

SPRING BURNDOWN USE DIRECTIONS – For Pre-plant Applications in Cotton

Use V-10233 Herbicide as part of a burndown program for residual weed control and to assist in postemergence burndown of many weeds where cotton will be planted directly into the residue of the previous year. See Directions for Use in Fall Burndown and Fallow Land for rates and timing of applications. For control of emerged weeds, apply V-10233 Herbicide with an appropriate burndown tank mix partner. To ensure thorough coverage, use a minimum of 15 gallons of spray solution per acre. Always read and follow label directions for all tank mix products before using.

- [For no-till cotton, a minimum of 14 days must pass, and 1 inch of rainfall/irrigation must occur, between V-10233 Herbicide application and planting when a V-10233 Herbicide rate of 1.5 oz/A is used and 21 days when a V-10233 Herbicide rate of 2 to 3 oz/A is used. The field must contain the stubble from the previous crop or cover crop such as rye or wheat.]
- [For strip-till cotton, V-10233 Herbicide may be applied up to 7 days prior to planting. Conduct strip-till operation anytime between application and planting.]
- [For fallow bed applications, cotton may be planted 7 days following application if the top 2 inches are dragged off the beds prior to planting.]
- Refer to most restrictive label for minimum interval between application and planting.

[V-10233 Herbicide must be applied under the following conditions for acceptable crop tolerance:

- Rate: 3 oz/A
- Timing: minimum of 30 days prior to planting
- Moisture: minimum of 1" rainfall and/or irrigation must occur between application and planting
- Residue: minimum of 25% of the soil surface covered with residue from the prior crop at the time of V-10233 Herbicide application.
- Soil Texture:
 - Do not use on soils classified as "Sand" in AR, AZ, LA, MS, NC, OK, SC, TX.
 - Do not use on soils classified as "Sand" or "Loamy Sand" or soils with over 80% sand in AL, FL, GA unless greater than 50% of the soil surface is covered with the previous crops residue.
- Tillage: A strip till operation should be performed in AL, FL, GA that inverts the soil during the tillage operation.]

19/
58

TANK MIXES

For control of emerged weeds, apply V-10233 Herbicide with an appropriate burndown tank mix partner.

POST DIRECTED AND LAYBY USE DIRECTIONS

For postemergence weed control, V-10233 Herbicide should be applied through a hooded or shielded sprayer or at layby, at 3 oz/A, in combinations with MSMA, diuron, or glyphosate, to assist in the control of weeds listed in Table 2, Emerged Broadleaf Weeds Controlled by, Hooded, Shielded and Layby Application of V-10233 Herbicide Tank Mixes With Glyphosate or MSMA in Cotton.

For best results, V-10233 Herbicide should be applied to actively growing weeds within the growth stages indicated in this label. Applying V-10233 Herbicide under conditions that do not promote active weed growth will reduce herbicide effectiveness. Do not apply V-10233 Herbicide when the crop or weeds are under stress due to drought, excessive water, extremes in temperature, disease or low humidity. Weeds under stress tend to become less susceptible to herbicidal action. V-10233 Herbicide is most effective when applied under sunny conditions at temperatures above 65°F.

V-10233 Herbicide is rainfast one hour after application. Applications should not be made if rain is expected within one hour of application or postemergence efficacy may be reduced. Rainfall within one hour of application will not adversely affect residual activity.

V-10233 Herbicide also provides residual weed control as listed in Table 1 when applied through hooded, shielded and layby application methods.

CARRIER VOLUME AND SPRAY PRESSURE

To ensure thorough coverage in hooded, shielded and layby applications, use a minimum of 15 gals spray solution per treated acre. Use a minimum of 20 gals per treated acre under heavy weed pressure. Nozzle selection should meet manufacturer's gallonage and pressure recommendations for application method being used. Do not use "Flood Jet" nozzles, as they tend to increase the chance of crop injury.

ADDITIVES

Weed control from hooded, shielded or layby application of V-10233 Herbicide in cotton requires the addition of an agronomically approved non-ionic surfactant to the spray mixture. Non-ionic surfactant must contain at least 80% active ingredient. Mixing compatibility qualities should be verified by a jar test. **The use of crop oil concentrates, methylated seed oils, organo-silicant surfactants or products containing these ingredients, may result in severe crop injury and should not be used.**

APPLICATION EQUIPMENT

Apply V-10233 Herbicide tank mixes, with ground equipment using standard commercial sprayers equipped with nozzles designed to deliver the desired spray pressure and spray volume. All nozzles must be under the hood or behind the shield to ensure no spray solution comes in contact with the cotton. Application equipment should be clean and in good repair. Nozzles should meet manufacturer's recommendations for spray pattern and placement on spray boom and should be checked frequently for accuracy.

TIMING TO COTTON

Hooded and Shielded Application

V-10233 Herbicide tank mixes may be applied with a hooded or shielded sprayer after cotton has reached a minimum of 6 inches in height. **Care must be taken to ensure the spray solution or drift does not come in contact with the cotton or severe crop injury can occur.**

Layby Application

Layby application of V-10233 Herbicide tank mixes may be made once cotton has reached a minimum of 16 inches in height. Cotton that is smaller than 16 inches in height may be injured by V-10233 Herbicide applications. V-10233 Herbicide application must be directed to the lower 2 inches of the cotton stem to avoid crop injury.

TIMING TO WEEDS

V-10233 Herbicide tank mix applications must be made to weeds within the height range given in Table 5.

TANK MIXES

V-10233 Herbicide must be tank mixed with glyphosate in Roundup Ready cotton, glufosinate in Liberty Link[®] cotton, and/or diuron and MSMA.

Table 2. Emerged Broadleaf Weeds Controlled by, Hooded, Shielded and Layby Application of V-10233 Herbicide Tank Mixes With Glyphosate or MSMA in Cotton

BROADLEAF WEED SPECIES		WEED HEIGHT (inches) 3 oz/A
COMMON NAME	SCIENTIFIC NAME	
Bindweed, Field ¹	<i>Convolvulus arvensis</i>	4
Carpetweed	<i>Mollugo verticillata</i>	4
Chickweed, Common	<i>Stellaria media</i>	4
Cocklebur, Common	<i>Xanthium strumarium</i>	4
Florida Beggarweed	<i>Desmodium tortuosum</i>	2
Hemp Sesbania	<i>Sesbania exaltata</i>	6
Jimsonweed	<i>Datura stramonium</i>	4
Lambsquarters, Common	<i>Chenopodium album</i>	4
Morningglories		
Entireleaf	<i>Ipomoea hederacea</i> var. <i>integruscula</i>	4
Ivyleaf	<i>Ipomoea hederacea</i>	4
Pitted	<i>Ipomoea lacunose</i>	4
Red	<i>Ipomoea coccinea</i>	4
Tall	<i>Ipomoea purpurea</i>	2
Mustard, Wild	<i>Brassica kaber</i>	6
Nightshades		
Black	<i>Solanum nigrum</i>	4
Eastern Black	<i>Solanum ptycanthum</i>	4
Hairy	<i>Solanum sarrachoides</i>	4
Pigweeds		
Palmer Amaranth	<i>Amaranthus palmeri</i>	4
Redroot	<i>Amaranthus retroflexus</i>	4
Smooth	<i>Amaranthus hybridus</i>	4
Plaintain, Broadleaf	<i>Plantago major</i>	6
Prickly Sida (Teaweed)	<i>Sida spinosa</i>	4
Purslane, Common	<i>Portulaca oleracea</i>	2
Ragweeds		
Common	<i>Ambrosia artemisiifolia</i>	2
Giant	<i>Ambrosia trifida</i>	4
Rice Flatsedge	<i>Cyperus iria</i>	2
Sicklepod	<i>Senna obtusifolia</i>	4
Smartweeds		
Ladysthumb	<i>Polygonum persicaria</i>	4
Pale	<i>Polygonum lapathifolium</i>	4
Pennsylvania	<i>Polygonum pensylvanicum</i>	4
Spotted Spurge	<i>Euphorbia maculat</i>	4
Velvetleaf	<i>Abutilon theophrasti</i>	4
Venice Mallow	<i>Hibiscus trionum</i>	2
Waterhemp		
Common	<i>Amaranthus rudis</i>	2
Tall	<i>Amaranthus tuberculatus</i>	2

¹V-10233 Herbicide tank mixes will control the above ground portion of field bindweed. Repeated applications will be needed to control regrowth.

DIRECTIONS FOR SOYBEAN (NO-TILL, MINIMUM TILL AND CONVENTIONAL TILL)

RESTRICTIONS AND LIMITATIONS

- Do not apply more than 4.5 oz of V-10233 Herbicide per acre during a single growing season.
- Do not use V-10233 Herbicide in soybeans in the same field that flufenacet (Axiom[®], Domain[®]), alachlor (Micro-Tech[®]), metolachlor (Dual[®] products or Boundary[®]) or dimethenamid (Frontier[®] or Outlook[®]) will be used preemergence, or soybean injury may occur.
- Do not irrigate when soybeans are cracking.
- Do not apply V-10233 Herbicide when soybeans have begun to crack or severe injury will result.
- Do not graze treated soybean fields or feed treated forage or hay to livestock.

SPRING BURNDOWN USE DIRECTIONS – For Pre-plant Applications in Soybean

Use V-10233 Herbicide as part of a burndown program, for residual weed control and to assist in postemergence burndown of many annual and perennial weeds where soybeans will be planted directly into the residue of the previous year. See Directions for Use in Fall Burndown and Fallow Land for rates and timing of applications. For control of emerged weeds, apply V-10233 Herbicide with an appropriate burndown tank mix partner. To ensure thorough coverage, use a minimum of 15 gallons of spray solution per acre. Always read and follow label directions for all tank mix products before using.

PREEMERGENCE USE DIRECTIONS

Apply V-10233 Herbicide to soybeans early pre-plant, prior to planting or preemergence. Preemergence application of V-10233 Herbicide must be made within 3 days after planting and prior to soybean emergence.

Apply V-10233 Herbicide at 3 to 4.5 oz/A.

TANK MIXES

V-10233 Herbicide may be tank mixed with chlorimuron, pendimethalin, Command[®], Extreme[®], Gangster[®], metribuzin, Firstrate[®], Lorox[®], Pursuit Plus[®], pendimethalin, Python[®] WDG, Scepter[®] Valor[®], Valor[®] XLT Refer to tank mix product labels for specific recommendations and weeds controlled.

**DIRECTIONS FOR WHEAT
(NO-TILL AND MINIMUM TILL)**

[For use in the states of
DE, ID, KY, MD, MN, MT, NC, ND, NJ, OR, SC, SD, TN, VA and WA Only]

RESTRICTIONS AND LIMITATIONS

- Do not apply more than 3.0 oz per acre to wheat during a single growing season.
- Use only on no-till or minimum tillage fields where last years crop residue has not been incorporated into the soil.
- Application of V-10233 Herbicide must be made no sooner than 30 days prior to wheat planting
- [Do not irrigate between emergence and spike.]
- [Wheat must be planted a minimum of 1" deep.]
- [Do not graze until wheat has reached 5 inches in height.]
- Application of lime within 30 days before or after application of this product may result in decreased weed control.
- A minimum of 30 days must pass, and 1 inch of rainfall/irrigation must occur, between V-10233 Herbicide application and wheat planting.

BURNDOWN USE DIRECTIONS – For Pre-plant Applications in Wheat

Use V-10233 Herbicide as part of a burndown program for residual weed control and to assist in postemergence burndown of many weeds where wheat will be planted directly into the residue of the previous year. For control of emerged weeds, apply V-10233 Herbicide with an appropriate burndown tank mix partner. To ensure thorough coverage, use a minimum of 15 gals of spray solution per acre. Always read and follow label directions for all tank mix products before using.

Apply V-10233 Herbicide at 3 oz/A.

TANK MIXES

For control of emerged weeds, apply V-10233 Herbicide with an appropriate burndown tank mix partner.

DIRECTIONS FOR USE IN FALL BURNDOWN AND FALLOW LAND

Apply V-10233 Herbicide at 3.0 to 4.5 oz/A in the fall to provide residual weed control in fields that will be planted the following spring as identified in the crop rotational interval table. Weeds controlled or suppressed by residual activity are listed in Table 1, Weeds Controlled or Suppressed by Residual Activity of V-10233 Herbicide. If weeds have emerged at the time of application, use V-10233 Herbicide in combination with a labeled burndown herbicide. Abnormally warm or wet winters will reduce the length of weed control observed in the spring.

TANK MIXES

V-10233 Herbicide, applied as part of a burndown program, may be used for residual weed control, as well as to assist in postemergence burndown of many annual and perennial weeds where crops will be planted directly into a stale seedbed, cover crop or in previous crop residues. Choose the most appropriate tank mix partner for control of emerged weeds. To ensure thorough coverage, use a minimum of 15 gals of spray solution per acre. Refer to tank mix partner's label.

DIRECTIONS FOR USE TO MAINTAIN BARE GROUND ON NON-CROP AREAS

Use V-10233 Herbicide to maintain bare ground on non-crop areas for non-selective vegetation control in areas such as around farm buildings, along ungrazed fence rows, wind breaks and shelter belts. Follow all directions as outlined in "Use Information" section of this label.

V-10233 Herbicide offers residual and postemergence control of susceptible broadleaf and grass weeds as well as an additional mode of action to assist in the control of ALS (acetolactate synthase) resistant weeds. V-10233 Herbicide can be tank mixed for increased residual or postemergence control. The length of residual control is dependent on the rate applied as well as on rainfall and temperature conditions. Length of residual control will decrease as temperature and precipitation increase. V-10233 Herbicide rates of 3 to 4.5 oz/A are required to provide residual control of the weeds listed in Table 1, Weeds Controlled or Suppressed by Residual Activity of V-10233 Herbicide.

USE RESTRICTIONS

- Do not apply more than 4.5 oz per acre per season.
- Do not apply to farm alleys or roads where traffic may result in treated dust settling onto crops or other desirable vegetation.
- Do not apply to ditch banks.

PREEMERGENCE APPLICATION

Apply V-10233 Herbicide at 3 to 4.5 oz/A per broadcast acre as a preemergence application. Make the preemergence (to weed emergence) applications of V-10233 Herbicide to a weed-free soil surface. Preemergence applications of V-10233 Herbicide must be completed prior to weed emergence. Moisture is necessary to activate V-10233 Herbicide on soil for residual weed control. Dry weather following application of V-10233 Herbicide may reduce effectiveness. However, when adequate moisture is received after dry conditions, V-10233 Herbicide will control susceptible germinating weeds.

POSTEMERGENCE APPLICATION

Apply V-10233 Herbicide at 3 to 4.5 oz/A per broadcast acre plus an adjuvant (0.25% v/v non-ionic surfactant or 1 qt/A crop oil concentrate). The addition of an adjuvant enhances V-10233 Herbicide activity on emerged weeds. Thorough spray coverage is necessary to maximize the postemergence activity of V-10233 Herbicide. Emerged weeds are controlled postemergence with V-10233 Herbicide, however, translocation of V-10233 Herbicide within a weed is limited, and control is affected by spray coverage and by the addition of an adjuvant. The most effective postemergence weed control with V-10233 Herbicide occurs when applied in combination with a surfactant to weeds less than 2 inches in height. A tank mix partner must not be used in combination with V-10233 Herbicide for the postemergence control of weeds larger than 2 inches.

TANK MIXES

For control of emerged weeds, apply V-10233 Herbicide with an appropriate burndown tank mix partner.

IMPORTANT: Completely read and follow the label of any potential tank mix partner with V-10233 Herbicide. When using tank mixtures, use conditions must be in accordance with the most restrictive of the label limitations and precautions on either herbicide label.

CROP ROTATIONAL INTERVAL			
The following rotational crops may be planted after applying V-10233 Herbicide at the listed rate. Planting earlier than the recommended rotational interval may result in crop injury.			
Crops	V-10233 Herbicide Use Rates		
	Interval Months		
	3 oz/A	3.75 oz/A	4.5 oz/A
Alfalfa	10	10	10
Corn, Field (conventional till)	1	1	1
Corn, Field (reduced till)	7 days	1	1
Cotton (conventional till)	45 days	2	2
Cotton (reduced till)	1	2	2
Edible Peas and other edible beans (except field peas)	11	11	11
Grass grown for seed	18	18	18
Lentils	6	7	7
Peanuts	4	4	4
Peas, Field	6	6	6
Potato	4	4	4
Rice	10	10	12
Small Grains (other than wheat)	11	12	12
Soybean	0	0	0
Sugarbeet	15	15	15
Sunflower	4	4	4
Sweet Potato	4	4	4
[Tobacco	12	12	12]
Wheat	1	2	2
Other crops not listed above	18	18	18

APPLICATION INFORMATION

SPRAYER PREPARATION

Before applying V-10233 Herbicide, start with clean, well maintained application equipment. The spray tank, as well as all hoses and booms, must be cleaned to ensure no residue from the previous spraying operation remains in the sprayer. Some pesticides, including but not limited to, the sulfonylurea and phenoxy herbicides, (i.e., Classic® and 2,4-D respectively) are active at very small amounts and can cause crop injury when applied to susceptible crops. The spray equipment must be cleaned according to the manufacturer's directions for the last product used before the equipment is used to apply V-10233 Herbicide. If two or more products were tank mixed prior to V-10233 Herbicide application, follow the most restrictive cleanup procedure.

MIXING INSTRUCTIONS

1. Fill clean spray tank 1/2 to 2/3 of desired level with clean water.
2. If a drift retardant is to be used, add 10 lbs of spray grade ammonium sulfate per 100 gallons of spray solution.
3. To ensure a uniform spray mixture, pre-slurry the required amount of V-10233 Herbicide with water prior to addition to the spray tank. Use a minimum of 1 gallon of water per 10 oz of V-10233 Herbicide.
4. While agitating, slowly add the pre-slurried V-10233 Herbicide to the spray tank. Agitation should create a rippling or rolling action on the water surface.
5. If tank mixing V-10233 Herbicide with other labeled herbicides, add water soluble bags first, followed by dry formulations, flowables, emulsifiable concentrates and then solutions. Prepare no more spray mixture than is required for the immediate spray operation.

6. Add any required adjuvants.
7. Fill spray tank to desired level with water. **Agitation should continue until all spray solution has been applied.**
8. Mix only the amount of spray solution that can be applied the day of mixing. V-10233 Herbicide should be applied within 6 hours of mixing.

APPLICATION METHOD

V-10233 Herbicide is applied by ground or by air. Application equipment should be clean and in good repair. Nozzles should be uniformly spaced on boom and frequently checked for accuracy.

1. GROUND APPLICATION

Apply V-10233 Herbicide, and V-10233 Herbicide tank mixes, with ground equipment using standard commercial sprayers equipped with flat fan (pre-plant or preemergence applications only) designed to deliver the desired spray pressure and spray volume.

2. AERIAL APPLICATION

Spray drift away from the site of application may cause damage to non-target vegetation. To minimize drift, apply the largest droplet size consistent with uniform coverage and satisfactory weed control. To obtain satisfactory application and avoid drift, the following directions must be observed:

- Do not apply during low-level inversion conditions (including fog), when winds are gusty or under other conditions that favor drift.
- Do not spray when wind velocity is less than 2 mph or more than 10 mph.
- Do not apply this product by air within 40 ft of non-target plants including non-target crops.
- Do not apply this product by air within 100 ft of emerged cotton crops.
- Do not apply this product by air within 40 ft of streams, wetlands, marshes, ponds, lakes and reservoirs.

CARRIER VOLUME AND SPRAY PRESSURE

1. GROUND APPLICATION:

Preemergence Application (Conventional Tillage): To ensure uniform coverage, use 10 to 30 gals of spray solution per acre for conventional tillage applications. Nozzle selection should meet manufacturer's gallonage and pressure recommendations for preemergence herbicide application.

Burndown Application (Prior to Crop Emergence): To ensure thorough coverage in burndown applications, use 15 to 60 gals spray solution per acre. Use 20 to 60 gals per acre if dense vegetation or heavy crop residue is present. Nozzle selection should meet manufacturer's gallonage and pressure recommendations for postemergence herbicide application. Do not use flood jet nozzles

2. AERIAL APPLICATION:

When used as part of a burndown weed control program, apply V-10233 Herbicide in 7 to 10 gallons of water per acre. Application at less than 7 gallons per acre may provide inadequate control. When used for preemergence weed control, apply V-10233 Herbicide in 5 to 10 gallons of water per acre. The higher gallonage applications generally afford more consistent weed control. Do not exceed the nozzle manufacturer's recommended pressures. For many nozzle types, lower pressure produces larger droplets. When higher flow rates are needed, use higher flow rate nozzles instead of increasing pressure.

NOZZLE SELECTION AND ORIENTATION

Use nozzles that produce flat or hollow cone spray patterns. Use non-drip type nozzles, such as diaphragm type nozzles, to avoid unwanted discharge of spray solution. The nozzles must be directed toward the rear of the aircraft, at an angle between 0 and 15° downward. Do not place nozzles on the outer 25% of the wings or rotors.

ADJUVANTS AND DRIFT CONTROL ADDITIVES

Do not use adjuvants when applying to corn. Refer to tank mix partner's label for adjuvant recommendation. Drift control additives may be used. When a drift control additive is used, read and carefully observe the cautionary statements and all other information appearing on the additive label.

Spray Drift Management

The interaction of many equipment and weather related factors determines the potential for spray drift. The applicator and the grower are responsible for considering all factors involved in minimizing drift potential.

Importance of Droplet Size

The best drift management strategy is to apply the largest droplets that provide sufficient coverage and control. Use nozzle types and nozzle arrangements that will provide maximum coverage and minimize the potential for off target movement of spray particles. Droplet size for both ground and air applications must be in the "medium" size category as defined in the August 1999 ASAE S572 publication entitled, "Spray Nozzle Classification by Drop Spectra". Refer to that publication for additional information. Regardless of droplet size, if applications are made improperly or under unfavorable environmental conditions off target movement will occur. (see Wind, Temperature and Humidity, and Temperature Inversion sections in this label).

Controlling Droplet Size

Volume: Use high flow rate nozzles that produce medium droplets to apply the highest practical spray volume.

Pressure: Use the lower spray pressures recommended for the nozzle and do not exceed the manufacturer's recommended pressure. Higher pressure reduces droplet size and does not improve canopy penetration. When higher flow rates are needed, use higher flow rate nozzles instead of increasing pressure.

Number of nozzles: Use the minimum number of nozzles that provide uniform coverage.

Nozzle orientation: Orienting nozzles so that the spray is released backwards parallel to the air-stream will produce larger droplets than other orientations. Significant deflection from the horizontal will reduce droplet size and increase drift potential.

Nozzle type: Use a nozzle type that is designed for the intended application. Do not use air inducting or flood type nozzles.

Boom length: For some use patterns, reducing the effective boom length to less than 3/4 of the wingspan or rotor length may further reduce drift without reducing swath width.

Ground Boom Application Height: Applications should not be made at a height greater than 4 feet above the top of the largest plants. Making applications at the lowest possible height reduces exposure of droplets to evaporation and wind.

Swath Adjustment

When applications are made with a cross wind, the swath will be displaced downwind. Therefore, on the up and downwind edges of the field, the applicator must compensate for this displacement by adjusting the path of the aircraft upwind. Swath adjustment distance should increase with increasing drift potential (higher wind, smaller drops, etc.).

Wind

Variable wind speeds with changing directions may pose the largest potential for drift damage if crops other than rice are adjacent to the field to be sprayed. Drift potential is lowest between wind speeds of 2 to 8 mph. However, many factors, including droplet size and equipment type determine drift potential at any given speed. Application must be avoided if wind speed is below 2 mph due to variable wind direction and high inversion potential. Note: local terrain can influence wind patterns. Every applicator should be familiar with local wind patterns and how they affect drift.

Temperature and Humidity

When making applications in low relative humidity, set up equipment to produce larger droplets to compensate for evaporation, but they still should remain within the medium droplet size category. Droplet evaporation is most severe when conditions are both hot and dry.

Temperature Inversions

Do not spray at times when spray particles may be entrained into a temperature inversion layer. If inversion conditions are suspected, consult with local weather services before making an application. Applications must not occur during temperature inversion, because drift potential is high. Temperature inversions restrict vertical air mixing, which causes small, suspended droplets to remain in a concentrated cloud. This cloud can move in unpredictable directions due to the light variable winds common during inversions. Temperature inversions are characterized by increasing temperatures with altitude and are common on nights with limited cloud cover and light to no wind. They begin to form as the sun sets and often continue into the morning. Their presence can be indicated by ground fog; however, if fog is not present, inversions can also be identified by the movement of smoke from a ground source or an aircraft smoke generator. Smoke that layers and moves laterally in a connected cloud (under low wind conditions) indicates an inversion, while smoke that moves upwards and rapidly dissipates indicates good vertical air mixing.

Sensitive Areas

The pesticide must only be applied when the potential for drift to adjacent sensitive areas (e.g., residential areas, bodies of water, known habitat for threatened or endangered species, non-target crops) is minimal (i.e., when wind is blowing away from the sensitive areas).

SPRAYER CLEANUP

Spray equipment, including mixing vessels and nurse tanks, must be cleaned each day following V-10233 Herbicide application. After V-10233 Herbicide is applied, the following steps must be used to clean the spray equipment:

1. Completely drain the spray tank, rinse the sprayer thoroughly, including the inside and outside of the tank and all in-line screens.
2. Fill the spray tank with clean water and flush all hoses, booms, screens and nozzles.
3. Top off tank, add 1 gallon of 3% household ammonia (or equivalent) for every 100 gallons of water, circulate through sprayer for 5 minutes, and then flush all hoses, booms, screens and nozzles for a minimum of 15 minutes. If diaphragms are being used on the spray boom, loosen diaphragms before flushing the spray system, allowing cleaning solution to spray through the open diaphragm. If spray lines have any end caps, they must be loosened before flushing the system, allowing cleaning solution to spray through the loosened caps. To enhance removal of V-10233 Herbicide from the spray system, add a tank cleaner such as "Valent Tank Cleaner", in place of ammonia and allow the cleaning solution to remain in the pressurized spray system (spray tank, hoses and boom) for 8 hours before flushing the system for a minimum of 15 minutes.
4. Drain tank completely.
5. Add enough clean water to the spray tank to allow all hoses, booms, screens and nozzles to be flushed for 2 minutes.
6. Remove all nozzles and screens and rinse them in clean water.

Thoroughly clean spray equipment, including all tanks, hoses, booms, screens and nozzles, before it is used to apply postemergence pesticides. Equipment with V-10233 Herbicide residue remaining in the system may result in crop injury to the subsequently treated crop.

ADDITIVES

Do not use adjuvants when applying to corn. When an adjuvant is to be used with V-10233 Herbicide, Valent USA Corporation recommends the use of a Chemical Producers and Distributors Association certified adjuvant. Either a crop oil concentrate or methylated seed oil which contains at least 15% emulsifiers and 80% oil or a non-ionic surfactant at 0.25% v/v, may be used when applying V-10233 Herbicide as part of a burndown program. Some tank mix partners, such as Roundup PowerMAX®, are formulated with sufficient adjuvants and do not require the addition of a crop oil concentrate, methylated seed oil or non-ionic surfactant when tank mixed with V-10233 Herbicide. The addition of a crop oil concentrate or methylated seed oil may increase the burndown activity on certain weeds such as cutleaf eveningprimrose and Carolina geranium. Verify mixing compatibility qualities by a jar test.

A spray grade nitrogen source (either ammonium sulfate at 2 to 2.5 lbs/A or a 28 to 32% nitrogen solution at 1 to 2 qts/A) may be added to the spray mixture along with either a crop oil concentrate, methylated seed oil or non-ionic surfactant to enhance weed control. The addition of a nitrogen source does not replace the need for a crop oil concentrate, a methylated seed oil or a non-ionic surfactant.

JAR TEST TO DETERMINE COMPATIBILITY OF ADJUVANTS AND V-10233 HERBICIDE

When using V-10233 Herbicide and an adjuvant, such as in stale seed bed or reduced tillage situations, a jar test should be performed before mixing commercial quantities of V-10233 Herbicide, when using V-10233 Herbicide for the first time, when using new adjuvants or when a new water source is being used.

1. Add 1 pt of the water to a quart jar. The water should be from the same source and temperature as which will be used in the spray tank mixing operation.
2. Add 1 g of V-10233 Herbicide to the quart jar for every 3 oz of V-10233 Herbicide per acre being applied (2 g if 6 oz/A is the desired V-10233 Herbicide rate), gently mix until product goes into suspension.
3. Add 60 ml (4 Tbsps or 2 fl oz) of the crop oil or methylated seed oil to the quart jar or 1 ml of non-ionic surfactant if it is being used in place of oil, gently mix.
4. If nitrogen is being used, add 16 ml (1 Tbsp or 0.5 oz) of the 28 to 32% nitrogen source to the quart jar. If ammonium sulfate is being used, add 19 g AMS to the quart jar in place of the 28 to 32% nitrogen.
5. Place cap on jar, invert 10 times, let stand for 15 minutes, evaluate.
6. An ideal tank mix combination will be uniform and free of suspended particles. If any of the following conditions are observed the choice of adjuvant should be questioned:
 - a) Layer of oil or globules on the mixture's surface.
 - b) Flocculation: fine particles in suspension or as a layer on the bottom of the jar.
 - c) Clabbering: Thickening texture (coagulated) like gelatin.

CROP FAILURE

If the crop treated with V-10233 Herbicide is lost due to a catastrophe, such as hail or other forms of inclement weather refer to Crop Rotational Interval Table for re-plant intervals.

STORAGE AND DISPOSAL

Do not contaminate water, food or feed by storage, disposal or cleaning of equipment.

PESTICIDE STORAGE

Keep pesticide in original container.

Store in a cool, dry, secure place.

Do not put formulation or dilute spray solution into food or drink containers.

Do not contaminate food or foodstuffs.

Do not store or transport near feed or food.

Not for use or storage in or around the home.

For help with any spill, leak, fire or exposure involving this material, call day or night

(800) 892-0099.

PESTICIDE DISPOSAL

Wastes resulting from the use of this product may be disposed of on site or at an approved waste disposal facility.

CONTAINER HANDLING

Nonrefillable container. Do not reuse or refill this container. Offer for recycling, if available. Clean container promptly after emptying. Triple rinse container (or equivalent) promptly after emptying. Triple rinse as follows: Empty the remaining contents into application equipment or a mix tank and drain for 10 seconds after the flow begins to drip. Fill the container 1/4 full with water and recap. Shake for 10 seconds. Pour rinsate into application equipment or a mix tank or store rinsate for later use or disposal. Drain for 10 seconds after the flow begins to drip. Repeat this procedure two more times. Then offer for recycling if available or puncture and dispose of in a sanitary landfill, or by incineration, or, if allowed by state and local authorities, by burning. If burned, stay out of smoke.

©2014 Valent U.S.A. Corporation

Cobra, Gangster, Phoenix, Valor and Valor XLT are trademarks and registered trademarks of Valent U.S.A. Corporation; Valent Tank Cleaner is a product of Valent U.S.A. Corporation
Axiom, Domain and Liberty Link are registered trademarks of Bayer
Boundary and Dual are registered trademarks of Syngenta
Command is a registered trademark of FMC Corporation
Extreme, Frontier, Outlook, Pursuit Plus and Scepter are registered trademarks of BASF
Firstrate and Python are registered trademarks of Dow AgroSciences LLC
Classic and Lorox are registered trademarks of E. I. DuPont de Nemours & Co., Inc
Micro-Tech, Roundup Ready and Roundup PowerMAX are registered trademarks of Monsanto Co.

Manufactured for:

Valent U.S.A. Corporation
P.O. Box 8025
Walnut Creek, CA 94596-8025

Made in U.S.A.

EPA Reg. No. 59639-193
EPA Est.

059639-00193.20140214.V-10233.AMEND

[Sub Label 2]

V-10233 Herbicide

For control and/or suppression of certain weeds to maintain bare ground on non-crop areas.



GROUP 14 15 HERBICIDE

V-10233 Herbicide

FOR CONTROL AND/OR SUPPRESSION OF CERTAIN WEEDS TO MAINTAIN BARE GROUND ON NON-CROP AREAS.

Active Ingredient	By Wt
Flumioxazin*	33.5%
Pyroxasulfone**	42.5%
Other Ingredients	<u>24.0%</u>
Total	100.0%

*2-[7-fluoro-3,4-dihydro-3-oxo-4-(2-propynyl)-2H-1,4-benzoxazin-6-yl]-4,5,6,7-tetrahydro-1H-indole-1,3(2H)-dione

**3-[[[5-(difluoromethoxy)-1-methyl-3-(trifluoromethyl)-1H-pyrazol-4-yl]methyl]sulfonyl]-4,5-dihydro-5,5-dimethylisoxazole

V-10233 Herbicide is a water dispersible granule containing 76% active ingredient.

CAS No. 447399-55-5

KEEP OUT OF REACH OF CHILDREN

CAUTION

SEE NEXT PAGE FOR ADDITIONAL PRECAUTIONARY STATEMENTS.

NET WEIGHT 6 POUNDS

PRECAUTIONARY STATEMENTS
HAZARDS TO HUMANS & DOMESTIC ANIMALS
CAUTION

Avoid contact with skin, eyes, or clothing. Causes moderate eye irritation.

FIRST AID	
If on skin or clothing:	<ul style="list-style-type: none"> • Take off contaminated clothing. • Rinse skin immediately with plenty of water for 15-20 minutes. • Call a poison control center or doctor for treatment advice.
If in eyes:	<ul style="list-style-type: none"> • Hold eye open and rinse slowly and gently with water for 15-20 minutes. • Remove contact lenses, if present, after the first 5 minutes, then continue rinsing eye. • Call a poison control center or doctor for treatment advice.
If inhaled:	<ul style="list-style-type: none"> • Move person to fresh air. • If person is not breathing, call 911 or an ambulance, then give artificial respiration, preferable by mouth-to-mouth, if possible. • Call a poison control center or doctor for further treatment advice.
If swallowed:	<ul style="list-style-type: none"> • Call a poison control center or doctor immediately for treatment advice. • Have person sip a glass of water if able to swallow. • Do not induce vomiting unless told to do so by the poison control center or doctor. • Do not give anything by mouth to an unconscious person.
HOT LINE NUMBER	
<p>Have the product container or label with you when calling a poison control center or doctor or going for treatment. You may also contact 800-892-0099 for emergency medical treatment information.</p>	

When handlers use closed systems, enclosed cabs, or aircraft in a manner that meets the requirements listed in the Worker Protection Standards (WPS) for agricultural pesticides (40 CFR 170.240(d)(4-6), the handler PPE requirements may be reduced or modified as specified in the WPS.

PERSONAL PROTECTIVE EQUIPMENT (PPE):

Some of the materials that are chemical-resistant to this product are listed below. If you want more options, follow the instructions for category A on an EPA chemical-resistance category selection chart.

Applicators and other handlers must wear: long-sleeved shirt and long pants, chemical-resistant gloves made of any waterproof material such as polyethylene or polyvinyl chloride, shoes and socks.

Follow manufacturer's instructions for cleaning/maintaining PPE. If there are no such instructions for washables exist, use detergent and hot water. Keep and wash PPE separately from other laundry.

USER SAFETY RECOMMENDATIONS

Users should:

- Wash thoroughly with soap and water after handling and before eating, drinking, chewing gum, using tobacco or using the toilet.
- Remove clothing immediately if pesticide gets inside. Then wash thoroughly and put on clean clothing.
- Remove PPE immediately after handling this product. Wash the outside of gloves before removing. As soon as possible, wash thoroughly and change into clean clothing.

ENVIRONMENTAL HAZARDS:

This product is toxic to non-target plants and aquatic invertebrates. Do not apply when weather conditions favor drift from treated areas. Do not contaminate water when disposing of equipment washwaters.

This pesticide is toxic to plants and should be used strictly in accordance with the drift and run-off precautions on this label in order to minimize off-site exposures.

Ground Water Advisory: This chemical has properties and characteristics associated with chemicals detected in ground water. This chemical may leach into ground water if used in areas where soils are permeable, particularly where the water table is shallow.

Surface Water Advisories: Do not apply directly to water, to areas where surface water is present, or to intertidal areas below the mean high water mark. Drift and runoff may be hazardous to aquatic organisms in water adjacent to treated areas. Do not contaminate water when disposing of equipment wash waters or rinsate.

The product may impact surface water quality due to runoff of rainwater. This is especially true for poorly draining soils and soils with shallow ground water. This product is classified as having a high potential for reaching surface water via runoff for several months or more after application. A level, well maintained vegetative buffer strip between areas to which this product is applied and surface water features such as ponds, streams, and springs will reduce potential loading of pyroxsulfone and its degradation product, 5-difluoromethoxy-1H-pyrazol-4-yl) methanesulfonic acid (M1), from runoff water and sediment. Runoff of this product will be reduced by avoiding applications when rainfall is forecasted to occur within 48 hours.

DIRECTIONS FOR USE

It is a violation of Federal law to use this product in a manner inconsistent with its labeling.

READ ENTIRE LABEL. USE STRICTLY IN ACCORDANCE WITH PRECAUTIONARY STATEMENTS AND DIRECTIONS, AND WITH APPLICABLE STATE AND FEDERAL REGULATIONS.

Do not apply this product in a way that will contact workers or other persons, either directly or through drift. Only protected handlers may be in the area during application. For any requirements specific to your State or Tribe, consult the agency responsible for pesticide regulation.

NON-AGRICULTURAL USE REQUIREMENTS

The requirements in this box apply to uses of this product that are NOT within the scope of the Worker Protection Standards for agricultural pesticides (40 CFR Part 170). The WPS applies when this product is used to produce agricultural plants on farms, forest, nurseries, or greenhouses.

Keep all unprotected persons out of operating areas, or vicinity where there may be drift.

Do not enter or allow others to enter treated areas until sprays have dried.

**DISCLAIMER, RISKS OF USING THIS PRODUCT,
LIMITED WARRANTY
AND LIMITATION OF LIABILITY**

IMPORTANT: Read the entire Label including this Disclaimer, Risks of Using this Product, Limited Warranty, and Limitation of Liability before using this product. If the terms are not acceptable THEN DO NOT USE THE PRODUCT; rather, return the unopened product within 15 days of purchase for a refund of the purchase price.

RISKS OF USING THIS PRODUCT

The Buyer and User (referred to collectively herein as "Buyer") of this product should be aware that there are inherent unintended risks associated with the use of this product which are impossible to eliminate. These risks include, but are not limited to, injury to plants and crops to which this product is applied, lack of control of the target pests or weeds, resistance of the target pest or weeds to this product, injury caused by drift, and injury to rotational crops caused by carryover in the soil. Such risks of crop injury, non-performance, resistance or other unintended consequences are unavoidable and may result because of such factors as weather, soil conditions, disease, moisture conditions, irrigation practices, condition of the crop at the time of application, presence of other materials either applied in the tank mix with this product or prior to application of this product, cultural practices or the manner of use or application, (or a combination of such factors) all of which are factors beyond the control of Valent. The Buyer should be aware that these inherent unintended risks may reduce the harvested yield of the crop in all or a portion of the treated acreage, or otherwise affect the crop such that additional care, treatment and expense are required to take the crop to harvest. If the Buyer chooses not to accept these risks, THEN THIS PRODUCT SHOULD NOT BE APPLIED. By applying this product Buyer acknowledges and accepts these inherent unintended risks AND TO THE FULLEST EXTENT CONSISTENT WITH APPLICABLE LAW, BUYER AGREES THAT ALL SUCH RISKS ASSOCIATED WITH THE APPLICATION AND USE ARE ASSUMED BY THE BUYER.

Valent shall not be responsible for losses or damages (including, but not limited to, loss of yield, increased expenses of farming the crop or such incidental, consequential or special damages that may be claimed) resulting from use of this product in any manner not set forth on the label. Buyer assumes all risks associated with the use of this product in any manner or under conditions not specifically directed or approved on the label.

LIMITED WARRANTY

Valent warrants only that this product conforms to the chemical description on the label and is reasonably fit for the purposes stated in the label, under average use conditions, when used strictly in accordance with the label and subject to the Risks of Using This Product as described above. To the extent consistent with applicable law AND AS SET FORTH ABOVE, VALENT MAKES NO OTHER WARRANTIES, EITHER EXPRESSED OR IMPLIED. No agent or representative of Valent or Seller is authorized to make or create any other express or implied warranty.

LIMITATION OF LIABILITY

To the fullest extent consistent with applicable law, Valent or Seller is not liable for any incidental, consequential, indirect or special damages resulting from the use or handling of this product. The limitation includes, but is not limited to, loss of yield on all or any portion of the treated acreage, increased care, treatment or other expenses required to take the crop to harvest, increased finance charges or altered finance ratings, emotional or mental distress and/or exemplary damages. TO THE FULLEST EXTENT CONSISTENT WITH APPLICABLE LAW, THE EXCLUSIVE REMEDY OF THE BUYER, AND THE EXCLUSIVE MAXIMUM LIABILITY OF VALENT OR SELLER FOR ANY AND ALL CLAIMS, LOSSES, INJURIES OR DAMAGES (INCLUDING CLAIMS BASED ON BREACH OF WARRANTY, CONTRACT, NEGLIGENCE, TORT, STRICT LIABILITY OR OTHERWISE) RESULTING FROM THE USE OR HANDLING OF THIS PRODUCT SHALL BE THE RETURN OF THE PURCHASE PRICE OF THIS PRODUCT OR, AT THE ELECTION OF VALENT OR SELLER, THE REPLACEMENT OF THE PRODUCT.

PROMPT NOTICE OF CLAIM

To the extent consistent with applicable law allowing such requirements Valent must be provided notice as soon as Buyer has reason to believe it may have a claim, but in no event later than twenty-one days from date of planting, or twenty-one days from the date of application, whichever is latter, so that an immediate inspection of the affected property and growing crops can be made.

To the extent consistent with applicable law if Buyer does not notify Valent of any claims, in such period, it shall be barred from obtaining any remedy.

NO AMENDMENTS

Valent and Seller offer this product, and Buyer accepts it, subject to the foregoing Disclaimer, Risks of Using This Product, Limited Warranty and Limitation of Liability, which may not be modified by any oral or written agreement.

TANK MIXES

NOTICE: Tank mixing or use of this product with any other product which is not specifically and expressly authorized by the label shall be the exclusive risk of user, applicator and/or application advisor, to the extent allowed by applicable law.

Read and follow the entire label of each product to be used in the tank mix with this product.

RESISTANCE MANAGEMENT RECOMMENDATIONS

V-10233 Herbicide is a premix of Group 14 and Group 15 herbicides. Any weed population may contain or develop plants naturally resistant to V-10233 Herbicide and other Group 14 and/or Group 15 herbicides. Weed species with acquired resistance to Group 14 and/or Group 15 herbicides may eventually dominate the weed population if Group 14 plus Group 15 herbicides are used repeatedly in the same field or in successive years as the primary method of control for targeted species. This may result in partial or total loss of control of those species by V-10233 Herbicide or other Group 14 and/or Group 15 herbicides.

To delay herbicide resistance consider:

- Avoiding the consecutive use of V-10233 Herbicide or other target site of action Group 14 and/or Group 15 herbicides that might have a similar target site of action, on the same weed species.
- Using tank mixtures or premixes with herbicides from different target site of action Groups as long as the involved products are all registered for the same use, have different sites of action and are both effective at the tank mix or prepack rate on the weed(s) of concern.
- Basing herbicide use on a comprehensive Integrated Pest Management (IPM) program.
- Monitoring treated weed populations for loss of field efficacy.
- Contacting your local extension specialist, certified crop advisors and/or manufacturer for herbicide resistance management and/or integrated weed management recommendations for specific crops and resistant weed biotypes.

For further information or to report suspected resistance, you may call the following toll-free number: 800-89-VALENT (898-2536).

TABLE OF CONTENTS

Product Information.....

Product Use Restrictions and Precautions for Non-Crop Areas

Application Information.....

 Sprayer Preparation

 Mixing Instructions

 Application Method.....

 1. Ground Application.....

 2. Aerial Application.....

 Carrier Volume and Spray Pressure

 Nozzle Selection and Orientation

 Adjuvants and Drift Control Additives.....

Spray Drift Management.....

Sprayer Cleanup.....

Additives.....

 Jar Test to Determine Compatibility of Adjuvants and V-10233 Herbicide.....

 Table 1. Weeds Controlled or suppressed by Residual Activity of V-10233 Herbicide.....

 Directions for Use to Maintain Bare Ground on Non-Crop Areas

 Preemergence Application

 Postemergence Application

 Table 2. Suggested Tank Mix Combinations For Non-Selective Vegetation Control.....

Storage and Disposal.....

PRODUCT INFORMATION

V-10233 Herbicide is a preemergence and early postemergence herbicide for control of selected grass and broadleaf weeds in and around ornamental woody shrubs, deciduous trees and conifers grown outdoors in containers or in the field (in ground) and to maintain bare ground non-crop areas.

Weeds controlled by V-10233 Herbicide are listed in Table 1, Weeds Controlled or Suppressed by Residual Activity of V-10233 Herbicide.

Preemergence weed control with V-10233 Herbicide is most effective when applied to clean, weed free soil surfaces. The most effective postemergence weed control with V-10233 Herbicide occurs when applied in combination with a surfactant to weeds less than 2 inches in height. Follow specific site use directions prior to using surfactant as certain over the top applications restrict the use of the surfactants.

PRODUCT USE RESTRICTIONS AND PRECAUTIONS FOR NON-CROP AREAS

- Do not apply more than 10 oz per acre per year by ground application
- Do not apply more than 4.5 oz per acre per year by aerial application
- Do not rotate to food or feed crops after application to bare ground on noncrop areas.
- Do not apply in enclosed greenhouse structures.
- Do not apply when weather conditions favor spray drift from treated areas.
- Do not incorporate into soil after application.
- Do not apply this product through any type of irrigation system.
- Do not apply to turfgrass.
- Do not apply to areas with adjacent non-dormant pome or stone fruit crops.
- Treatment of powdery, dry soil or light sandy soil, or light sandy soil when there is little to no likelihood of rainfall soon after may result in off target movement and possible damage to actively growing susceptible crops when soil particles are moved by wind or water.
- Do not apply when these soil environmental conditions are present.

APPLICATION INFORMATION

SPRAYER PREPARATION

Before applying V-10233 Herbicide, start with clean, well maintained application equipment. The spray tank, as well as all hoses and booms, must be cleaned to ensure no residue from the previous spraying operation remains in the sprayer. Some pesticides, including but not limited to, the sulfonyleurea and phenoxy herbicides, are active at very small amounts and can cause crop injury when applied to susceptible crops. The spray equipment must be cleaned according to the manufacturer's directions for the last product used before the equipment is used to apply V-10233 Herbicide. Follow the most restrictive cleanup procedure if two or more products were tank mixed prior to V-10233 Herbicide application.

MIXING INSTRUCTIONS

1. Fill clean spray tank 1/2 to 2/3 of desired level with clean water.
2. If a drift retardant is to be used, add 10 lbs of spray grade ammonium sulfate per 100 gallons of spray solution.
3. To ensure a uniform spray mixture, pre-slurry the required amount of V-10233 Herbicide with water prior to addition to the spray tank. Use a minimum of 1 gallon of water per 10 oz of V-10233 Herbicide.
4. While agitating, slowly add the pre-slurried V-10233 Herbicide to the spray tank. Agitation should create a rippling or rolling action on the water surface.

5. If tank mixing V-10233 Herbicide with other labeled herbicides, add water soluble bags first, followed by dry formulations, flowables, emulsifiable concentrates and then solutions. Prepare no more spray mixture than is required for the immediate spray operation.
6. Add any required adjuvants.
7. Fill spray tank to desired level with water. **Agitation should continue until all spray solution has been applied.**
8. Mix only the amount of spray solution that can be applied the day of mixing. V-10233 Herbicide should be applied within 6 hours of mixing.

APPLICATION METHOD

V-10233 Herbicide is applied by ground or by air. Application equipment should be clean and in good repair. Nozzles should be uniformly spaced on boom and frequently checked for accuracy.

1. GROUND APPLICATION

Apply V-10233 Herbicide, and V-10233 Herbicide tank mixes, with ground equipment using standard commercial sprayers equipped with flat fan (pre-plant or preemergence applications only) designed to deliver the desired spray pressure and spray volume.

2. AERIAL APPLICATION

Spray drift away from the site of application may cause damage to non-target vegetation. To minimize drift, apply the largest droplet size consistent with uniform coverage and satisfactory weed control. To obtain satisfactory application and avoid drift, the following directions must be observed:

- Do not apply during low-level inversion conditions (including fog), when winds are gusty or under other conditions that favor drift.
- Do not spray when wind velocity is less than 2 mph or more than 10 mph.
- Do not apply this product by air within 40 ft of non-target plants including non-target crops.
- Do not apply this product by air within 100 ft of emerged cotton crops.
- Do not apply this product by air within 40 ft of streams, wetlands, marshes, ponds, lakes and reservoirs.

CARRIER VOLUME AND SPRAY PRESSURE

When used as part of a burndown or preemergence weed control program, apply V-10233 Herbicide in a minimum of 7 gallons of water per acre. Application at less than 7 gallons per acre may provide inadequate control. Do not exceed the nozzle manufacturer's recommended pressures. For many nozzle types, lower pressure produces larger droplets. When higher flow rates are needed, use higher flow rate nozzles instead of increasing pressure.

NOZZLE SELECTION AND ORIENTATION

Use nozzles that produce flat or hollow cone spray patterns. Use non-drip type nozzles, such as diaphragm type nozzles, to avoid unwanted discharge of spray solution. The nozzles must be directed toward the rear of the aircraft, at an angle between 0 and 15° downward. Do not place nozzles on the outer 25% of the wings or rotors.

ADJUVANTS AND DRIFT CONTROL ADDITIVES

Refer to tank mix partner's label for adjuvant recommendation. Drift control additives may be used. When a drift control additive is used, read and carefully observe the cautionary statements and all other information appearing on the additive label.

SPRAY DRIFT MANAGEMENT

The interaction of many equipment and weather related factors determines the potential for spray drift. The applicator and the grower are responsible for considering all factors involved in minimizing drift potential.

Importance of Droplet Size

The best drift management strategy is to apply the largest droplets that provide sufficient coverage and control. Use nozzle types and nozzle arrangements that will provide maximum coverage and minimize the potential for off target movement of spray particles. Droplet size for both ground and air applications must be in the "medium" size category as defined in the August 1999 ASAE S572 publication entitled, "Spray Nozzle Classification by Drop Spectra". Refer to that publication for additional information. Regardless of droplet size, if applications are made improperly or under unfavorable environmental conditions off target movement will occur. (see Wind, Temperature and Humidity, and Temperature Inversion sections in this label).

Controlling Droplet Size

Volume: Use high flow rate nozzles that produce medium droplets to apply the highest practical spray volume.

Pressure: Use the lower spray pressures recommended for the nozzle and do not exceed the manufacturer's recommended pressure. Higher pressure reduces droplet size and does not improve canopy penetration. When higher flow rates are needed, use higher flow rate nozzles instead of increasing pressure.

Number of nozzles: Use the minimum number of nozzles that provide uniform coverage.

Nozzle orientation: Orienting nozzles so that the spray is released backwards parallel to the air-stream will produce larger droplets than other orientations. Significant deflection from the horizontal will reduce droplet size and increase drift potential.

Nozzle type: Use a nozzle type that is designed for the intended application. Do not use air inducing or flood type nozzles.

Boom length: For some use patterns, reducing the effective boom length to less than 3/4 of the wingspan or rotor length may further reduce drift without reducing swath width.

Ground Boom Application Height: Applications should not be made at a height greater than 4 feet above the top of the largest plants. Making applications at the lowest possible height reduces exposure of droplets to evaporation and wind.

Swath Adjustment

When applications are made with a cross wind, the swath will be displaced downwind. Therefore, on the up and downwind edges of the field, the applicator must compensate for this displacement by adjusting the path of the aircraft upwind. Swath adjustment distance should increase with increasing drift potential (higher wind, smaller drops, etc.).

Wind

Variable wind speeds with changing directions may pose the largest potential for drift damage if crops other than rice are adjacent to the field to be sprayed. Drift potential is lowest between wind speeds of 2 to 8 mph. However, many factors, including droplet size and equipment type determine drift potential at any given speed. Application must be avoided if wind speed is below 2 mph due to variable wind direction and high inversion potential. Note: local terrain can influence wind patterns. Every applicator should be familiar with local wind patterns and how they affect drift.

Temperature and Humidity

When making applications in low relative humidity, set up equipment to produce larger droplets to compensate for evaporation, but they still should remain within the medium droplet size category. Droplet evaporation is most severe when conditions are both hot and dry.

Temperature Inversions

Do not spray at times when spray particles may be entrained into a temperature inversion layer. If inversion conditions are suspected, consult with local weather services before making an application. Applications must not occur during temperature inversion, because drift potential is high. Temperature inversions restrict vertical air mixing, which causes small, suspended droplets to remain in a concentrated cloud. This cloud can move in unpredictable directions due to the light variable winds common during inversions. Temperature inversions are characterized by increasing temperatures with altitude and are common on nights with limited cloud cover and light to no wind. They begin to form as the sun sets and often continue into the morning. Their presence can be indicated by ground fog; however, if fog is not present, inversions can also be identified by the movement of smoke from a ground source or an aircraft smoke generator. Smoke that layers and moves laterally in a connected cloud (under low wind conditions) indicates an inversion, while smoke that moves upwards and rapidly dissipates indicates good vertical air mixing.

Sensitive Areas

The pesticide must only be applied when the potential for drift to adjacent sensitive areas (e.g., residential areas, bodies of water, known habitat for threatened or endangered species, non-target crops) is minimal (i.e., when wind is blowing away from the sensitive areas).

SPRAYER CLEANUP

Spray equipment, including mixing vessels and nurse tanks, must be cleaned each day following V-10233 Herbicide application. After V-10233 Herbicide is applied, the following steps must be used to clean the spray equipment:

- Completely drain the spray tank, rinse the sprayer thoroughly, including the inside and outside of the tank and all in-line screens.
- Fill the spray tank with clean water and flush all hoses, booms, screens and nozzles.
- Top off tank, add 1 gallon of 3% household ammonia (or equivalent) for every 100 gallons of water, circulate through sprayer for 5 minutes, and then flush all hoses, booms, screens and nozzles for a minimum of 15 minutes. If diaphragms are being used on the spray boom, loosen diaphragms before flushing the spray system, allowing cleaning solution to spray through the open diaphragm. If spray lines have any end caps, they must be loosened before flushing the system, allowing cleaning solution to spray through the loosened caps. To enhance removal of V-10233 Herbicide from the spray system, add a tank cleaner such as "Valent Tank Cleaner", in place of ammonia and allow the cleaning solution to remain in the pressurized spray system (spray tank, hoses and boom) for 8 hours before flushing the system for a minimum of 15 minutes.
- Drain tank completely.
- Add enough clean water to the spray tank to allow all hoses, booms, screens and nozzles to be flushed for 2 minutes.
- Remove all nozzles and screens and rinse them in clean water.

Thoroughly clean the spray equipment, including all tanks, hoses, booms, screens and nozzles, before it is used to apply postemergence pesticides. Equipment with V-10233 Herbicide residue remaining in the system may result in crop injury to the subsequently treated crop.

ADDITIVES

When an adjuvant is to be used with this product, Valent recommends the use of a Chemical Producers and Distributors Association certified adjuvant. Mix V-10233 Herbicide with a crop oil concentrate that contains at least 15% emulsifiers and 80% oil or a non-ionic surfactant containing at least 80% active ingredient when applying V-10233 Herbicide as part of a postemergence weed control program. Verify the mixing compatibility by a jar test before using. Do not mix V-10233 Herbicide with a surfactant when applying over the top of dormant woody ornamentals or conifer trees.

A spray-grade nitrogen source (either ammonium sulfate at 2.0 to 2.5 lb/A or a 28 to 32% nitrogen solution at 1 to 2 qts/A) may be added to the spray mixture along with a crop oil concentrate or non-ionic surfactant to enhance weed control. The addition of a nitrogen source does not replace the need for crop oil concentrate or non-ionic surfactant.

JAR TEST TO DETERMINE COMPATIBILITY OF ADJUVANTS AND V-10233 HERBICIDE

When using V-10233 Herbicide and an adjuvant, such as in stale seed bed or reduced tillage situations, a jar test should be performed before mixing commercial quantities of V-10233 Herbicide, when using V-10233 Herbicide for the first time, when using new adjuvants or when a new water source is being used.

1. Add 1 pt of the water to a quart jar. The water should be from the same source and temperature as which will be used in the spray tank mixing operation.
2. Add 1 g of V-10233 Herbicide to the quart jar for every 3 oz of V-10233 Herbicide per acre being applied (2 g if 6 oz/A is the desired V-10233 Herbicide rate), gently mix until product goes into suspension.
3. Add 60 ml (4 Tbsps or 2 fl oz) of the crop oil or methylated seed oil to the quart jar or 1 ml of non-ionic surfactant if it is being used in place of oil, gently mix.
4. If nitrogen is being used, add 16 ml (1 Tbsp or 0.5 oz) of the 28 to 32% nitrogen source to the quart jar. If ammonium sulfate is being used, add 19 g AMS to the quart jar in place of the 28 to 32% nitrogen.
5. Place cap on jar, invert 10 times, let stand for 15 minutes, evaluate.
6. An ideal tank mix combination will be uniform and free of suspended particles. If any of the following conditions are observed the choice of adjuvant should be questioned:
 - a) Layer of oil or globules on the mixture's surface.
 - b) Flocculation: fine particles in suspension or as a layer on the bottom of the jar.
 - c) Clabbering: Thickening texture (coagulated) like gelatin.

Table 1. Weeds Controlled or Suppressed by Residual Activity of V-10233 Herbicide

Common Name	Scientific Name	C = Control S = Suppression
BROADLEAF WEED SPECIES		
Bristly Starbur	<i>Acanthospermum hispidum</i>	S
Carpetweed	<i>Mollugo verticillata</i>	C
Chickweeds		
Common	<i>Stellaria media</i>	C
Mouseear	<i>Cerastium vulgatum</i>	C
Copperleaf, Hophornbeam	<i>Acalypha ostryifolia</i>	S
Dandelion	<i>Taraxacum officinale</i>	C
Eclipta	<i>Eclipta prostrate</i>	C
Eveningprimrose, Cutleaf	<i>Oenothera laciniata</i>	C
Florida Pusley	<i>Richardia scabra</i>	C
Henbit	<i>Lamium amplexicaule</i>	C
Lambsquarters, Common	<i>Chenopodium album</i>	C
Little Mallow	<i>Malva parviflora</i>	C
Marestail/Horseweed	<i>Conyza canadensis</i>	C
Nightshades		
Black	<i>Solanum nigrum</i>	C
Eastern Black	<i>Solanum ptycanthum</i>	C
Hairy	<i>Solanum sarrachoides</i>	C
Pigweeds		
Redroot	<i>Amaranthus retroflexus</i>	C
Smooth	<i>Amaranthus hybridus</i>	C
Spiny Amaranth	<i>Amaranthus spinosus</i>	C
Tumble	<i>Amaranthus albus</i>	C
Prickly Sida (Teaweed)	<i>Sida spinosa</i>	C
Puncturevine	<i>Tribulus terrestris</i>	C
Purslane, Common	<i>Portulaca oleracea</i>	C
Radish, Wild	<i>Raphanus raphanistrum</i>	C
Redmaids	<i>Calandrinia ciliata var menziessii</i>	C
Shepherd's-purse	<i>Capsella bursa-pastoris</i>	C
Smallflower Morningglory	<i>Jacquemontia tamnifolia</i>	C
Spotted Spurge	<i>Euphorbia maculate</i>	C
Venice Mallow	<i>Hibiscus trionum</i>	C
Coffee Senna	<i>Cassia occidentalis</i>	C
Common Ragweed	<i>Ambrosia artemisiifolia</i>	C
Florida Beggarweed	<i>Desmodium tortuosum</i>	C
Golden Crownbeard	<i>Verbesina encelioides</i>	C
Hairy Indigo	<i>Indigofera hirsuta</i>	C
Hemp Sesbania	<i>Sesbania exaltata</i>	C
Jimsonweed	<i>Datura stramonium</i>	C

continued

Table 1. Weeds Controlled or Suppressed by Residual Activity of V-10233 Herbicide

Common Name	Scientific Name	C = Control S = Suppression
BROADLEAF WEED SPECIES		
Kochia	<i>Kochia scoparia</i>	C
Morningglories		
Entireleaf	<i>Ipomoea hederacea</i> var. <i>integriuscula</i>	C
Ivyleaf	<i>Ipomoea hederacea</i>	C
Red/Scarlet	<i>Ipomoea coccinea</i>	C
Tall	<i>Ipomoea purpurea</i>	C
Mustard, Wild	<i>Brassica kaber</i>	C
Palmer Amaranth	<i>Amaranthus palmeri</i>	C
Ragweed, Giant	<i>Ambrosia trifida</i>	S
Russian Thistle	<i>Salsola iberica</i>	C
Smartweeds		
Ladysthumb	<i>Polygonum persicaria</i>	S
Pennsylvania	<i>Polygonum pensylvanicum</i>	S
Spurred Anoda	<i>Anoda cristata</i>	C
Tropic Croton	<i>Croton glandulosus</i>	C
Velvetleaf	<i>Abutilon theophrasti</i>	C
Waterhemp		
Common	<i>Amaranthus rudis</i>	C
Tall	<i>Amaranthus tuberculatus</i>	C
Wild Buckwheat	<i>Polygonum convolvulus</i>	S
Wild Poinsettia	<i>Euphorbia heterophylla</i>	C
Wormwood, Biennial	<i>Artemisia biennis</i>	S
GRASS WEED SPECIES		
Barnyardgrass	<i>Echinochloa crus-galli</i>	C
Bluegrass, Annual	<i>Poa annua</i>	C
Cheat	<i>Bromus secalinus</i>	C
Crabgrass		
Large	<i>Digitaria sanguinalis</i>	C
Smooth	<i>Digitaria ischaemum</i>	C
Cupgrass, Southwestern	<i>Eriochloa gracilis</i>	C
Downy Brome	<i>Bromus tectorum</i>	C
Foxtails		
Giant	<i>Setaria faberi</i>	C
Green	<i>Setaria viridis</i>	C
Yellow	<i>Setaria glauca</i>	C
Goosegrass	<i>Eleusine indica</i>	C
Johnsongrass (seedling)	<i>Sorghum halepense</i>	C
Lovegrass, California	<i>Eragrostis diffusa</i>	C

continued

Table 1. Weeds Controlled or Suppressed by Residual Activity of V-10233 Herbicide
(continued)

Common Name	Scientific Name	C = Control S = Suppression
GRASS WEED SPECIES		
Panicums		
Fall	<i>Panicum dichotomiflorum</i>	C
Texas	<i>Panicum texanum</i>	C
Red Rice	<i>Oryza sativa</i>	C
Ryegrass		
Italian	<i>Lolium multiflorum</i>	C
Rigid	<i>Lolium rigidum</i>	C
Signalgrass, Broadleaf	<i>Brachiaria platyphylla</i>	C

DIRECTIONS FOR USE TO MAINTAIN BARE GROUND ON NON-CROP AREAS

V-10233 Herbicide, when used as directed, can be used for non-selective vegetation control to maintain bare ground non-crop areas that must be kept weed-free. Apply V-10233 Herbicide only to:

- Bare ground under guardrails, pipelines, railroad beds, railroad yards and surrounding areas
- Bare ground in parking and storage areas, plant sites, substations, pumping stations, and tank farms
- Bare ground areas of airports, brickyards, industrial plant sites, lumber yards and military installations, and storage areas
- Bare ground around farm buildings and along ungrazed fencerows, wind breaks, and shelter belts
- Road surfaces, improved roadside areas and gravel shoulders

V-10233 Herbicide offers residual and postemergence control of susceptible broadleaf and grass weeds as well as an additional mode of action to assist in the control of ALS (acetolactate synthase) resistant weeds listed in Table 1, Weeds Controlled or Suppressed by Residual Activity of V-10233 Herbicide. V-10233 Herbicide can be tank mixed with the herbicides listed in Table 2 for increased residual or postemergence control. The length of residual control is dependent on the rate applied as well as on rainfall and temperature conditions. Length of residual control will decrease as temperature and precipitation increase.

PREEMERGENCE APPLICATION

Apply 10 oz by ground or 4.5 oz by air of V-10233 Herbicide per broadcast acre as a preemergence application on all soil types (up to 5% organic matter). Make the preemergence (to weed emergence) applications of V-10233 Herbicide to a weed-free soil surface. Preemergence applications of V-10233 Herbicide must be completed prior to weed emergence. Moisture is necessary to activate V-10233 Herbicide on soil for residual weed control. Dry weather following application of V-10233 Herbicide may reduce effectiveness. However, when adequate moisture is received after dry conditions, V-10233 Herbicide will control susceptible germinating weeds.

POSTEMERGENCE APPLICATION

Apply 10 oz by ground or 4.5 oz by air of V-10233 Herbicide per broadcast acre plus an adjuvant (0.25% v/v non-ionic surfactant or 1 qt/A crop oil concentrate). The addition of an adjuvant enhances V-10233 Herbicide activity on emerged weeds. Thorough spray coverage is necessary to maximize the postemergence activity of V-10233 Herbicide. Emerged weeds are controlled postemergence with V-10233 Herbicide, however, translocation of V-10233 Herbicide within a weed is limited, and control is affected by spray coverage and by the addition of an adjuvant. The most effective postemergence weed control with V-10233 Herbicide occurs when applied in combination with a surfactant to weeds less than 2 inches in height. Use a tank mix partner in combination with V-10233 Herbicide for the postemergence control of weeds larger than 2 inches. Recommended tank mix partners are listed in Table 2, Suggested Tank Mix Combinations For Non-Selective Vegetation Control.

IMPORTANT: Completely read and follow the label of any potential tank mix partner with V-10233 Herbicide. When using tank mixtures, use conditions must be in accordance with the most restrictive of the label limitations and precautions on either herbicide label.

Table 2. Suggested Tank Mix Combinations For Non-Selective Vegetation Control

2,4-D	hexazinone	picloram
Bromacil	imazapic	pramitol
Chlorsulfuron	imazapyr	prodiamine
Dicamba	metsulfuron methyl	simazine
Diuron	norfurazon	Sulfometuron methyl
Chlorpyralid	oryzalin	tebuthiuron
Glyphosate	pendimethalin	Triclopyr
Sulfentrazone	aminopyralid	Topramezone

STORAGE AND DISPOSAL

Do not contaminate water, food or feed by storage, disposal or cleaning of equipment.

PESTICIDE STORAGE

Keep pesticide in original container.

Store in a cool, dry, secure place.

Do not put formulation or dilute spray solution into food or drink containers.

Do not contaminate food or foodstuffs.

Do not store or transport near feed or food.

Not for use or storage in or around the home.

For help with any spill, leak, fire or exposure involving this material, call day or night (800) 892-0099.

PESTICIDE DISPOSAL

Wastes resulting from the use of this product may be disposed of on site or at an approved waste disposal facility.

CONTAINER HANDLING

Nonrefillable container. Do not reuse or refill this container. Offer for recycling, if available.

Clean container promptly after emptying. Triple rinse container (or equivalent) promptly after emptying. Triple rinse as follows: Empty the remaining contents into application equipment or a mix tank and drain for 10 seconds after the flow begins to drip. Fill the container 1/4 full with water and recap. Shake for 10 seconds. Pour rinsate into application equipment or a mix tank or store rinsate for later use or disposal. Drain for 10 seconds after the flow begins to drip.

Repeat this procedure two more times. Then offer for recycling if available or puncture and dispose of in a sanitary landfill, or by incineration, or, if allowed by state and local authorities, by burning. If burned, stay out of smoke.

©2014 Valent U.S.A. Corporation

Manufactured for:

Valent U.S.A. Corporation

P.O. Box 8025

Walnut Creek, CA 94596-8025

Made in U.S.A.

EPA Reg. No. 59639-193

EPA Est.

059639-00193.20140214.V-10233.AMEND

50/58

Supplemental Label



ACCEPTED
MAR 14 2014
Under the Federal Insecticide, Fungicide, and Rodenticide Act, as amended for the pesticide registered under EPA Reg. No. 59639-193

V-10233 HERBICIDE EPA Reg. No. 59639-193

REVISED CROP ROTATIONAL INTERVAL

This supplemental label expires February 16, 2017 and must not be used or distributed after this date.

THIS LABELING MUST BE IN THE POSSESSION OF THE USER AT THE TIME OF APPLICATION. READ THE LABEL AFFIXED TO THE CONTAINER FOR V-10233 HERBICIDE BEFORE APPLYING. USE OF V-10233 HERBICIDE ACCORDING TO THIS LABELING IS SUBJECT TO THE USE PRECAUTIONS AND LIMITATIONS IMPOSED BY THE LABEL AFFIXED TO THE CONTAINER FOR V-10233 HERBICIDE

DIRECTIONS FOR USE

It is a violation of Federal law to use this product in a manner inconsistent with its labeling.

CROP ROTATIONAL INTERVAL		
The following rotational crops may be planted after applying V-10233 Herbicide at the listed rate. Planting earlier than the recommended rotational interval may result in crop injury.		
Crops	V-10233 Herbicide Use Rates	
	3 oz/A	3.75 oz/A
Alfalfa	10	10
Corn, Field (conventional till)	1	1
Corn, Field (reduced till)	7 days	1
Cotton (conventional till)	45 days	2
Cotton (reduced till)	1	2
Edible Peas and other edible beans (except field peas)	11	11
Grass grown for seed	18	18
Lentils	6	7
Peanuts	4	4
Peas, Field	6	6
Potato	4	4
Rice	10	10
Small Grains (other than wheat)	11	12
Soybean	0	0
Sugarbeet	15	15
Sunflower	4	4
Sweet Potato	4	4
Wheat	1	2
Other crops not listed above	18	18

PLEASE CONTACT VALENT U.S.A. CORPORATION AT 800-6-VALENT (682-5368) TO DETERMINE IF THIS USE IS REGISTERED IN YOUR STATE.

©2014 Valent U.S.A. Corporation

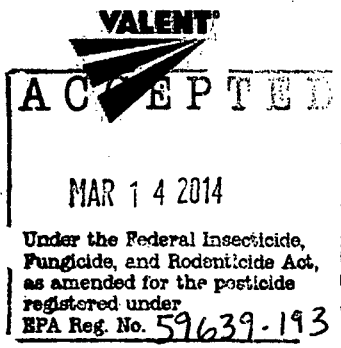
Manufactured for:
Valent U.S.A. Corporation
P. O. Box 8025
Walnut Creek, CA 94596-8025

Made in U.S.A.

059639-00193.20140214.V-10233.fed supp.croprot.

52/58

Supplemental Label



V-10233 HERBICIDE EPA Reg. No. 59639-193

V-10233 HERBICIDE FOR SPRING PREPLANT BURNDOWN, FALL BURNDOWN AND FALLOW SEEDBED PROGRAMS IN COTTON

This supplemental label expires February 16, 2017 and must not be used or distributed after this date.

THIS LABELING MUST BE IN THE POSSESSION OF THE USER AT THE TIME OF APPLICATION. READ THE LABEL AFFIXED TO THE CONTAINER FOR V-10233 HERBICIDE BEFORE APPLYING. USE OF V-10233 HERBICIDE ACCORDING TO THIS LABELING IS SUBJECT TO THE USE PRECAUTIONS AND LIMITATIONS IMPOSED BY THE LABEL AFFIXED TO THE CONTAINER FOR V-10233 HERBICIDE.

DIRECTIONS FOR USE

It is a violation of Federal law to use this product in a manner inconsistent with its labeling.

In addition to the PPE required on the container label the following is also required:
For aerial application to cotton mixers and loaders must also wear: PF 5 respirator.

USE PRECAUTIONS AND RESTRICTIONS

- Do not exceed the maximum seasonal rates as listed on this label.
- Do not apply to frozen or snow covered soil.
- Do not apply this product when weather conditions favor spray drift from treated areas.
- Do not apply during low-level inversion conditions, including fog.
- When applying by air, observe drift management restrictions and precautions listed under "Application Information" section on the container label.
- Any tillage operation after the application or mechanical incorporation into the soil will reduce residual weed control.
- Observe all rotational intervals as listed in the Crop Rotational Interval table on the container label or supplemental labeling provided by Valent U.S.A. Corporation.

SPRING PREPLANT BURNDOWN USE DIRECTIONS For Pre-plant Applications in Cotton

Use V-10233 Herbicide as part of a burndown program for residual weed control and to assist in postemergence burndown of many weeds where cotton will be planted directly into the residue of the previous year. For control of emerged weeds, apply V-10233 Herbicide with an appropriate burndown tank mix partner. To ensure thorough coverage, use a minimum of 15 gallons of spray solution per acre. Always read and follow label directions for all tank mix products before using.

- Refer to most restrictive label for minimum interval between application and planting.

V-10233 Herbicide must be applied under the following conditions for acceptable crop tolerance:

- Rate: 3 oz/A
- Timing: minimum of 30 days prior to planting
- Moisture: minimum of 1" rainfall and/or irrigation must occur between application and planting
- Residue: minimum of 25% of the soil surface covered with residue from the prior crop at the time of V-10233 Herbicide application.
- Soil Texture:
 - Do not use on soils classified as "Sand" in AR, AZ, LA, MS, NC, OK, SC, TX.
 - Do not use on soils classified as "Sand" or "Loamy Sand" or soils with over 80% sand in AL, FL, GA unless greater than 50% of the soil surface is covered with the previous crops residue.
- Tillage: A strip till operation should be performed in AL, FL, GA that inverts the soil during the tillage operation.

TANK MIXES

For control of emerged weeds, apply V-10233 Herbicide with an appropriate burndown tank mix partner.

DIRECTIONS FOR USE IN FALL BURNDOWN AND FALLOW LAND

Apply V-10233 Herbicide at 3.0 to 3.75 oz/A in the fall to provide residual weed control in fields that will be planted the following spring as identified in the Crop Rotational Interval table on the container label or supplemental labeling provided by Valent U.S.A. Corporation. Weeds controlled or suppressed by residual activity are listed in Table 1, Weeds Controlled or Suppressed by Residual Activity of V-10233 Herbicide. If weeds have emerged at the time of application, use V-10233 Herbicide in combination with a labeled burndown herbicide. Abnormally warm or wet winters will reduce the length of weed control observed in the spring.

TANK MIXES

V-10233 Herbicide, applied as part of a burndown program, may be used for residual weed control, as well as to assist in postemergence burndown of many annual and perennial weeds where crops will be planted directly into a stale seedbed, cover crop or in previous crop residues. Choose the most appropriate tank mix partner for control of emerged weeds. To ensure thorough coverage, use a minimum of 15 gals of spray solution per acre. Refer to tank mix partner's label.

Table 1. Weeds Controlled or Suppressed by Residual Activity of V-10233 Herbicide

Common Name	Scientific Name	V-10233 Herbicide Rates	
		C = Control or S = Suppression	
		3.0 oz/A	3.75 oz/A
Bristly Starbur	<i>Acanthospermum hispidum</i>	S	S
Carpetweed	<i>Mollugo verticillata</i>	C	C
Chickweeds			
Common	<i>Stellaria media</i>	C	C
Mouseear	<i>Cerastium vulgatum</i>	C	C
Coffee Senna	<i>Cassia occidentalis</i>	S	C
Copperleaf, Hophornbeam	<i>Acalypha ostryifolia</i>	S	C
Dandelion	<i>Taraxacum officinale</i>	C	C
Eclipta	<i>Eclipta prostrate</i>	C	C
Eveningprimrose, Cutleaf	<i>Oenothera laciniata</i>	C	C
Florida Beggarweed	<i>Desmodium tortuosum</i>	S	C
Florida Pusley	<i>Richardia scabra</i>	C	C
Golden Crownbeard	<i>Verbesina encelioides</i>	S	C
Hairy Indigo	<i>Indigofera hirsuta</i>	S	C
Hemp Sesbania	<i>Sesbania exaltata</i>	C	C
Henbit	<i>Lamium amplexicaule</i>	C	C
Jimsonweed	<i>Datura stramonium</i>	C	C
Kochia	<i>Kochia scoparia</i>	C	C
Lambsquarters, Common	<i>Chenopodium album</i>	C	C
Little Mallow	<i>Malva parviflora</i>	C	C
Marestail/Horseweed	<i>Conyza canadensis</i>	C	C
Morningglories ¹			C
Entireleaf	<i>Ipomoea hederacea</i> var. <i>Integriscula</i>	S	C
Ivyleaf	<i>Ipomoea hederacea</i>	S	C
Red/Scarlet	<i>Ipomoea coccinea</i>	S	C
Tall	<i>Ipomoea purpurea</i>	S	C
Mustard, Wild	<i>Brassica kaber</i>	C	C
Nightshades			
Black	<i>Solanum nigrum</i>	C	C
Eastern Black	<i>Solanum ptycanthum</i>	C	C
Hairy	<i>Solanum sarrachoides</i>	C	C

continued

Table 1. Weeds Controlled or Suppressed by Residual Activity of V-10233 Herbicide

Common Name	Scientific Name	V-10233 Herbicide Rates	
		C = Control or S = Suppression	
		3.0 oz/A	3.75 oz/A
Palmer Amaranth	<i>Amaranthus palmeri</i>	C	C
Pigweeds			C
Redroot	<i>Amaranthus retroflexus</i>	C	C
Smooth	<i>Amaranthus hybridus</i>	C	C
Spiny Amaranth	<i>Amaranthus spinosus</i>	C	C
Tumble	<i>Amaranthus albus</i>	C	C
Prickly Sida (Teaweed)	<i>Sida spinosa</i>	C	C
Puncturevine	<i>Tribulus terrestris</i>	C	C
Purslane, Common	<i>Portulaca oleracea</i>	C	C
Radish, Wild	<i>Raphanus raphanistrum</i>	C	C
Ragweeds			
Common Ragweed	<i>Ambrosia artemisiifolia</i>	S	C
Giant Ragweed	<i>Ambrosia trifida</i>	S	S
Redmaids	<i>Calandrinia ciliata var menziessii</i>	C	C
Russian Thistle	<i>Salsola iberica</i>	S	C
Shepherd's-purse	<i>Capsella bursa-pastoris</i>	C	C
Smallflower Morningglory	<i>Jacquemontia tamnifolia</i>	C	C
Spotted Spurge	<i>Euphorbia maculate</i>	C	C
Smartweeds			
Ladysthumb	<i>Polygonum persicaria</i>	S	S
Pennsylvania	<i>Polygonum pennsylvanicum</i>	S	S
Spurred Anoda	<i>Anoda cristata</i>	S	C
Tropic Croton	<i>Croton glandulosus</i>	S	C
Velvetleaf	<i>Abutilon theophrasti</i>	C	C
Venice Mallow	<i>Hibiscus trionum</i>	C	C
Waterhemp			
Common	<i>Amaranthus rudis</i>	C	C
Tall	<i>Amaranthus tuberculatus</i>	C	C
Wild Buckwheat	<i>Polygonum convolvulus</i>	S	S
Wild Poinsettia	<i>Euphorbia heterophylla</i>	S	C
Wormwood, Biennial	<i>Artemisia biennis</i>	S	S
GRASS WEED SPECIES			
Barnyardgrass	<i>Echinochloa crus-galli</i>	C	C
Bluegrass, Annual	<i>Poa annua</i>	C	C
Cheat	<i>Bromus secalinus</i>	C	C
Crabgrass			
Large	<i>Digitaria sanguinalis</i>	C	C
Smooth	<i>Digitaria ischaemum</i>	C	C
Cupgrass, Southwestern	<i>Eriochloa gracilis</i>	C	C
Downy Brome	<i>Bromus tectorum</i>	C	C

continued

Table 1. Weeds Controlled or Suppressed by Residual Activity of V-10233 Herbicide

Common Name	Scientific Name	V-10233 Herbicide Rate	
		C = Control or S = Suppression	
		3.0 oz/A	3.75 oz/A
Foxtails			
Giant	<i>Setaria faberi</i>	C	C
Green	<i>Setaria viridis</i>	C	C
Yellow	<i>Setaria glauca</i>	C	C
Goosegrass	<i>Eleusine indica</i>	C	C
Johnsongrass (seedling)	<i>Sorghum halepense</i>	C	C
Lovegrass, California	<i>Eragrostis diffusa</i>	C	C
Panicums			
Fall	<i>Panicum dichotomiflorum</i>	C	C
Texas	<i>Panicum texanum</i>	C	C
Red Rice	<i>Oryza sativa</i>	C	C
Ryegrass			
Italian	<i>Lolium multiflorum</i>	C	C
Rigid	<i>Lolium rigidum</i>	C	C
Signalgrass, Broadleaf	<i>Brachiaria platyphylla</i>	C	C

¹ Morningglory species are not adequately controlled on fine soils or soils with greater than 3% organic matter.

PLEASE CONTACT VALENT U.S.A. CORPORATION AT 800-6-VALENT (682-5368) TO DETERMINE IF THIS USE IS REGISTERED IN YOUR STATE.


©2014 Valent U.S.A. Corporation

Manufactured for:
Valent U.S.A. Corporation
P. O. Box 8025
Walnut Creek, CA 94596-8025

Made in U.S.A.

059639-00193.20140214.V-10233.fed supp.cottonburndown

Supplemental Label



V-10233 HERBICIDE EPA Reg. No. 59639-193

V-10233 HERBICIDE DIRECTIONS FOR WHEAT (NO-TILL AND MINIMUM TILL)

This supplemental label expires February 16, 2017 and must not be used or distributed after this date.

THIS LABELING MUST BE IN THE POSSESSION OF THE USER AT THE TIME OF APPLICATION. READ THE LABEL AFFIXED TO THE CONTAINER FOR V-10233 HERBICIDE BEFORE APPLYING. USE OF V-10233 HERBICIDE ACCORDING TO THIS LABELING IS SUBJECT TO THE USE PRECAUTIONS AND LIMITATIONS IMPOSED BY THE LABEL AFFIXED TO THE CONTAINER FOR V-10233 HERBICIDE

DIRECTIONS FOR USE

It is a violation of Federal law to use this product in a manner inconsistent with its labeling.

RESTRICTIONS AND LIMITATIONS

- Do not apply more than 3 oz per acre to wheat during a single growing season.
- Use only on no-till or minimum tillage fields where last years crop residue has not been incorporated into the soil.
- Application of V-10233 Herbicide must be made no sooner than 30 days prior to wheat planting
- Do not irrigate between emergence and spike.
- Wheat must be planted a minimum of 1" deep.
- Do not graze until wheat has reached 5 inches in height.
- Application of lime within 30 days before or after application of this product may result in decreased weed control.
- A minimum of 30 days must pass, and 1 inch of rainfall/irrigation must occur, between V-10233 Herbicide application and wheat planting.

BURNDOWN USE DIRECTIONS – For Pre-plant Applications in Wheat

Use V-10233 Herbicide as part of a burndown program for residual weed control and to assist in postemergence burndown of many weeds where wheat will be planted directly into the residue of the previous year. For control of emerged weeds, apply V-10233 Herbicide with an appropriate burndown tank mix partner. To ensure thorough coverage, use a minimum of 15 gals of spray solution per acre. Always read and follow label directions for all tank mix products before using.

Apply V-10233 Herbicide at 3 oz/A.

TANK MIXES

For control of emerged weeds, apply V-10233 Herbicide with an appropriate burndown tank mix partner.

58/58

PLEASE CONTACT VALENT U.S.A. CORPORATION AT 800-6-VALENT (682-5368) TO DETERMINE IF THIS USE IS REGISTERED IN YOUR STATE.

©2014 Valent U.S.A. Corporation

Manufactured for:
Valent U.S.A. Corporation
P. O. Box 8025
Walnut Creek, CA 94596-8025

Made in U.S.A.

059639-00193.20140214.V-10233.fed supp.wheat