

59639-179

5/7/2013

1/26



UNITED STATES ENVIRONMENTAL PROTECTION  
AGENCY  
WASHINGTON, D.C. 20460

**NOTIFICATION**

OFFICE OF CHEMICAL, SAFETY  
AND POLLUTION PREVENTION

**MAY 07 2013**

Linda Obrestad  
Valent U.S.A. Corporation  
1600 Riviera Ave., Suite 200  
Walnut Creek, CA 94596

Subject: Notification of a new alternate brand name  
EPA Registration # 59639-179  
Primary Brand Name: V-10135 4 SC Fungicide  
Submission Date: April 9, 2013

Dear Ms. Obrestad:

The Agency is in receipt of your Application for Pesticide Notification under PRN 98-10  
for:

**Alternate Brand Name: Protexio Fungicide**

The Registration Division (RD) has reviewed this request and finds that the action requested falls within the scope of PRN 98-10. The label submitted with the application has been stamped "Notification" and will be placed in our records. If you have any questions, please contact Gene Benbow at (703) 347-0235 or via email at [benbow.gene@epa.gov](mailto:benbow.gene@epa.gov).

Sincerely,

A handwritten signature in black ink, appearing to be "Gene Benbow".

Gene Benbow  
Wildlife Biologist  
Insecticide-Rodenticide Branch  
Registration Division (7505P)

2/26

Please read instructions on reverse before completing form.

Form Approved MB No. 2070-0060. Approval expires 2-28-95



United States  
Environmental Protection Agency  
Washington, DC 20460

<input type="checkbox"/>	Registration
<input type="checkbox"/>	Amendment
<input checked="" type="checkbox"/>	Other

OPP Identifier Number

### Application for Pesticide - Section I

1. Company/Product Number 59639-179	2. EPA Product Manager Mr. John Herbert	3. Proposed Classification <input type="checkbox"/> None <input type="checkbox"/> Restricted
4. Company/Product (Name) V-10135 4 SC Fungicide	PM# 07	
5. Name and Address of Applicant (Include ZIP Code) Valent U.S.A. Corporation 1600 Riviera Ave., Suite 200 Walnut Creek, CA 94596-8025 <input type="checkbox"/> Check if this is a new address	6. Expedited Review. In accordance with FIFRA Section 3(c)(3)(b)(i), my product is similar or identical in composition and labeling to: EPA Reg. No. _____ Product Name _____	

### Section - II

<input type="checkbox"/> Amendment - Explain below.	<input type="checkbox"/> Final printed labels in response to Agency letter dated _____
<input type="checkbox"/> Resubmission in response to Agency letter dated _____	<input type="checkbox"/> "Me Too" Application.
<input checked="" type="checkbox"/> Notification - Explain below.	<input type="checkbox"/> Other - Explain below.

Explanation: Use additional page(s) if necessary. (For section I and Section II.)

Notification: Alternate Brand Name - Protexio Fungicide

### Section - III

1. Material This Product Will Be Packaged In:				2. Type of Container	
Child-Resistant Packaging <input type="checkbox"/> Yes <input checked="" type="checkbox"/> No	Unit Packaging <input type="checkbox"/> Yes <input checked="" type="checkbox"/> No	Water Soluble Packaging <input type="checkbox"/> Yes <input checked="" type="checkbox"/> No		<input type="checkbox"/> Metal	<input checked="" type="checkbox"/> Plastic
				<input type="checkbox"/> Glass	<input type="checkbox"/> Paper
* Certification must be submitted		If "Yes" Unit Packaging wgt.	No. per container	If "Yes" Package wgt	Other (Specify) _____
3. Location of Net Contents Information <input checked="" type="checkbox"/> Label <input type="checkbox"/> Container		4. Size(s) Retail Container 3 lb. 2 oz(10-5 oz)& 40 oz(10-4oz)		5. Location of Label Directions <input checked="" type="checkbox"/> On Labeling	
6. Manner in Which Label is Affixed to Product <input checked="" type="checkbox"/> Lithograph Paper glued <input type="checkbox"/> Stenciled				<input type="checkbox"/> Other _____	

### Section - IV

1. Contact Point (Complete items directly below for identification of individual to be contacted, if necessary, to process this application.)					
Name Linda Obrestad		Title Regulatory Analyst		Telephone No. (Include Area Code) 925-256-2791	
<p align="center"><b>Certification</b></p> <p>I certify that the statements I have made on this form and all attachments thereto are true, accurate and complete. I acknowledge that any knowingly false or misleading statement may be punishable by fine or imprisonment or both under applicable law.</p>					6. Date Application Received  (Stamped)
2. Signature <i>Linda Obrestad</i>			3. Title Regulatory Analyst		
4. Typed Name Linda Obrestad			5. Date April 9, 2013		



4/26



**NOTIFICATION**

**MAY 07 2013**

GROUP	17	FUNGICIDE
-------	----	-----------

**V-10135 4 SC Fungicide Protexio™ Fungicide**

**FOR CONTROL OF CERTAIN DISEASES IN ALMOND, BUSHBERRY SUBGROUP 13-07B, CANEBERRY SUBGROUP 13-07A, GINSENG, LETTUCE (HEAD AND LEAF), LOW GROWING BERRY SUBGROUP 13-07G, PISTACHIO, SMALL FRUIT VINE CLIMBING SUBGROUP, EXCEPT FUZZY KIWIFRUIT 13-07F AND ORNAMENTALS**

Active Ingredient	By Wt
Fenpyrazamine* .....	43.6%
Other Ingredients .....	56.4%
Total	100.0%

\*5-amino-2,3-dihydro-2-(1-methylethyl)-4-(2-methylphenyl)-3-oxo-1H-pyrazole-1-carbothioic acid, S-2-propen-1-yl ester

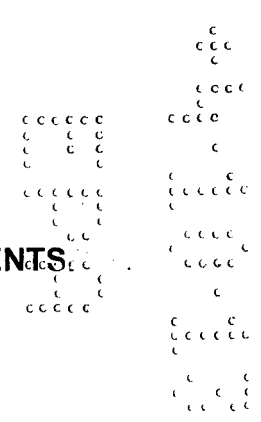
V-10135-4-SC-Protexio™ Fungicide is a suspension concentrate containing 4 pounds active ingredient per gallon.

**KEEP OUT OF REACH OF CHILDREN**

**CAUTION**

**SEE NEXT PAGE FOR ADDITIONAL PRECAUTIONARY STATEMENTS**

**NET CONTENTS** \_\_\_\_\_



**PRECAUTIONARY STATEMENTS  
HAZARDS TO HUMANS & DOMESTIC ANIMALS**

**CAUTION**

Harmful if swallowed. Prolonged or frequently repeated skin contact may cause allergic reactions in some individuals. Wash thoroughly with soap and water after handling and before eating, drinking, chewing gum, using tobacco or using the toilet. Wear long-sleeved shirt and long pants, socks, shoes and gloves.


<b>FIRST AID</b>	
<b>If swallowed:</b>	<ul style="list-style-type: none"> <li>• Call a poison control center or doctor immediately for treatment advice.</li> <li>• Have person sip a glass of water if able to swallow.</li> <li>• Do not induce vomiting unless told to do so by a poison control center or doctor.</li> <li>• Do not give anything to an unconscious person.</li> </ul>
<b>HOT LINE NUMBER</b>	
Have the product container or label with you when calling a poison control center or doctor, or going for treatment. You may also contact <b>800-892-0099</b> for emergency medical treatment information.	

**PERSONAL PROTECTIVE EQUIPMENT (PPE):**

Some of the materials that are chemical-resistant to this product are listed below. If you want more options, follow the instructions for category A on an EPA chemical-resistance category selection chart.

**Applicators and other handlers must wear:** long-sleeved shirt and long pants, chemical-resistant gloves made of any waterproof material such as natural rubber ≥ 14 mils, socks and shoes.

Follow the manufacturer's instructions for cleaning/maintaining PPE. If there are no such instructions for washables, use detergent and hot water. Keep and wash PPE separately from other laundry.



**USER SAFETY RECOMMENDATIONS**

**Users should:**

- Wash hands before eating, drinking, chewing gum, using tobacco or using the toilet.
- Remove clothing immediately if pesticide gets inside. Then wash thoroughly and put on clean clothing.
- Remove PPE immediately after handling this product. As soon as possible, wash thoroughly and change into clean clothing.

**ENVIRONMENTAL HAZARDS**

**For terrestrial uses:** Do not apply directly to water, or to areas where surface water is present or to intertidal areas below the mean high water mark. Do not contaminate water when disposing of equipment washwater or rinsate.

**Ground Water Advisory:** This chemical has properties and characteristics associated with chemicals detected in ground water. This chemical may leach into ground water if used in areas where soils are permeable, particularly where the water table is shallow.

**Surface Water Advisory:** This product may impact surface water quality due to runoff of rain water. This is especially true for poorly draining soils and soils with shallow ground water. This product is classified as having a high potential for reaching surface water via runoff for several months or more after application. A level, well-maintained vegetative buffer strip between areas to which this product is applied and surface water features such as ponds, streams, and springs will reduce the potential loading of fenpyrazamine. Runoff of this product will be reduced by avoiding applications when rainfall is forecasted to occur within 48 hours.

**DIRECTIONS FOR USE**

It is a violation of Federal law to use this product in a manner inconsistent with its labeling.

**READ ENTIRE LABEL. USE STRICTLY IN ACCORDANCE WITH PRECAUTIONARY STATEMENTS AND DIRECTIONS, AND WITH APPLICABLE STATE AND FEDERAL REGULATIONS.**

Do not apply this product in a way that will contact workers or other persons, either directly or through drift. Only protected handlers may be in the area during application. For any requirements specific to your State or Tribe, consult the agency responsible for pesticide regulation.

### AGRICULTURAL USE REQUIREMENTS

Use this product only in accordance with its labeling and with the Worker Protection Standard, 40 CFR part 170. This Standard contains requirements for the protection of agricultural workers on farms, forests, nurseries and greenhouses and handlers of agricultural pesticides. It contains requirements for training, decontamination, notification and emergency assistance. It also contains specific instructions and exceptions pertaining to the statements on this label about personal protective equipment (PPE) and restricted entry interval. The requirements in this box only apply to uses of this product that are covered by the Worker Protection Standard.


Do not enter or allow worker entry into treated areas during the restricted entry interval (REI) of 12 hours.

PPE required for early entry to treated areas that is permitted under the Worker Protection Standard and that involves contact with anything that has been treated, such as plants, soil or water, is coveralls, gloves made of any waterproof material such as natural rubber  $\geq$  14 mils, socks and shoes.

### NON-AGRICULTURAL USE REQUIREMENTS

The requirements in this box apply to uses of this product that are NOT within the scope of the Worker Protection Standard (WPS) for agricultural pesticides (40 CFR Part 170). The WPS applies when this product is used to produce agricultural plants on farms, forests, nurseries, greenhouses or sodfarms.

Keep all unprotected persons out of operating areas or vicinity where there may be drift. Do not enter treated areas without protective clothing until sprays have dried.



**DISCLAIMER, RISKS OF USING THIS PRODUCT,  
LIMITED WARRANTY  
AND LIMITATION OF LIABILITY**

**IMPORTANT:** Read the entire Label including this Disclaimer, Risks of Using this Product, Limited Warranty, and Limitation of Liability before using this product. If the terms are not acceptable THEN DO NOT USE THE PRODUCT; rather, return the unopened product within 15 days of purchase for a refund of the purchase price.

**RISKS OF USING THIS PRODUCT**

The Buyer and User (referred to collectively herein as "Buyer") of this product should be aware that there are inherent unintended risks associated with the use of this product which are impossible to eliminate. These risks include, but are not limited to, injury to plants and crops to which this product is applied, lack of control of the target pests or weeds, resistance of the target pest or weeds to this product, injury caused by drift, and injury to rotational crops caused by carryover in the soil. Such risks of crop injury, non-performance, resistance or other unintended consequences are unavoidable and may result because of such factors as weather, soil conditions, disease, moisture conditions, irrigation practices, condition of the crop at the time of application, presence of other materials either applied in the tank mix with this product or prior to application of this product, cultural practices or the manner of use or application, (or a combination of such factors) all of which are factors beyond the control of Valent. The Buyer should be aware that these inherent unintended risks may reduce the harvested yield of the crop in all or a portion of the treated acreage, or otherwise affect the crop such that additional care, treatment and expense are required to take the crop to harvest. If the Buyer chooses not to accept these risks, THEN THIS PRODUCT SHOULD NOT BE APPLIED. By applying this product Buyer acknowledges and accepts these inherent unintended risks TO THE FULLEST EXTENT ALLOWED BY LAW, AGREES THAT ALL SUCH RISKS ASSOCIATED WITH THE APPLICATION AND USE ARE ASSUMED BY THE BUYER.

Valent shall not be responsible for losses or damages (including, but not limited to, loss of yield, increased expenses of farming the crop or such incidental, consequential or special damages that may be claimed) resulting from use of this product in any manner not set forth on the label. Buyer assumes all risks associated with the use of this product in any manner or under conditions not specifically directed or approved on the label.

**LIMITED WARRANTY**

Valent warrants only that this product conforms to the chemical description on the label and is reasonably fit for the purposes stated in the label, under average use conditions, when used strictly in accordance with the label and subject to the Risks of Using This Product as described above. To the extent consistent with applicable law AND AS SET FORTH ABOVE, VALENT MAKES NO OTHER WARRANTIES, EITHER EXPRESSED OR IMPLIED. No agent or representative of Valent or Seller is authorized to make or create any other express or implied warranty.

**LIMITATION OF LIABILITY**

To the fullest extent allowed by law, Valent or Seller is not liable for any incidental, consequential, indirect or special damages resulting from the use or handling of this product. The limitation includes, but is not limited to, loss of yield on all or any portion of the treated acreage, increased care, treatment or other expenses required to take the crop to harvest, increased finance charges or altered finance ratings, emotional or mental distress and/or exemplary damages. TO THE FULLEST EXTENT ALLOWED BY LAW, THE EXCLUSIVE REMEDY OF THE BUYER, AND THE EXCLUSIVE MAXIMUM LIABILITY OF VALENT OR SELLER FOR ANY AND ALL CLAIMS, LOSSES, INJURIES OR DAMAGES (INCLUDING CLAIMS BASED ON BREACH OF WARRANTY, CONTRACT, NEGLIGENCE, TORT, STRICT LIABILITY OR OTHERWISE) RESULTING FROM THE USE OR HANDLING OF THIS PRODUCT SHALL BE THE RETURN OF THE PURCHASE PRICE OF THIS PRODUCT OR, AT THE ELECTION OF VALENT OR SELLER, THE REPLACEMENT OF THE PRODUCT.

**PROMPT NOTICE OF CLAIM**

To the extent consistent with applicable law allowing such requirements Valent must be provided notice as soon as Buyer has reason to believe it may have a claim, but in no event later than twenty-one days from date of planting, or twenty-one days from the date of application, whichever is latter, so that an immediate inspection of the affected property and growing crops can be made.

To the extent consistent with applicable law if Buyer does not notify Valent of any claims, in such period, it shall be barred from obtaining any remedy.

**NO AMENDMENTS**

Valent and Seller offer this product, and Buyer accepts it, subject to the foregoing Disclaimer, Risks of Using This Product, Limited Warranty and Limitation of Liability, which may not be modified by any oral or written agreement.

**TANK MIXES**

**NOTICE:** Tank mixing or use of this product with any other product which is not specifically and expressly authorized by the label shall be the exclusive risk of user, applicator and/or application advisor.

Read and follow the entire label of each product to be used in the tank mix with this product.





### PRODUCT INFORMATION

~~V-10135-4 SC Protexio~~ Fungicide is formulated with 4 lb active ingredient per gallon. The active ingredient in ~~V-10135-4 SC Fungicide~~ is fenpyrazamine. ~~V-10135-4 SC Protexio~~ Fungicide is systemic and is quickly absorbed into plant tissue, providing translaminar activity and movement upward, but not downward in the plant.

~~V-10135-4 SC Protexio~~ Fungicide is a protectant and should be applied prior to infection. Optimal disease control is achieved when ~~V-10135-4 SC Protexio~~ Fungicide is applied in a regularly scheduled spray program used in combination and/or rotation with other effective fungicides that have different modes of action (i.e., non-Group 17 fungicides).

#### MODE OF ACTION

The active ingredient in ~~V-10135-4 SC Protexio~~ Fungicide fenpyrazamine, belongs to the hydroxylanilide group of fungicides classified by the U.S. EPA and Canada PMRA as a Group 17 fungicide. As with other Group 17 fungicides, fenpyrazamine acts by inhibiting ergosterol bio-synthesis at the C4-demethylation step. This results in the inhibition of germ tube and mycelium elongation in targeted fungal pathogens.

#### RESISTANCE MANAGEMENT

~~V-10135-4 SC Protexio~~ Fungicide contains fenpyrazamine, a Group 17 fungicide (hydroxylanilide), one of several sterol biosynthesis inhibitors. ~~V-10135-4 SC Protexio~~ Fungicide is effective against pathogens resistant to fungicides with modes of action different from Group 17 fungicides, (e.g., fenpyrazamine and fenhexamid). Therefore, avoid rotating with other Group 17 fungicides such as Elevate®. Fungal isolates may eventually dominate the fungal population if ~~V-10135-4 SC Protexio~~ Fungicide is used repeatedly, at the same site or in successive years, as the primary method of control for the targeted pathogen species. Selection for resistance may be particularly rapid if resistance to Group 17 fungicides is already present in the pathogen population. This may result in reduced disease control by ~~V-10135-4 SC Protexio~~ Fungicide or other Group 17 fungicides. Group 17 resistance may result in reduced disease control by ~~V-10135-4 SC Protexio~~ Fungicide or other Group 17 fungicides. To maintain the performance of ~~V-10135-4 SC Protexio~~ Fungicide in the field, do not exceed the total number of sequential applications or the total number of seasonal applications of ~~V-10135-4 SC Protexio~~ Fungicide as stated in "RESTRICTIONS AND LIMITATIONS-ALL CROPS". Adhere to the label instructions regarding the consecutive uses of ~~V-10135-4 SC Protexio~~ Fungicide or other Group 17 fungicides on the same pathogens. The following recommendations may be considered to further delay the development of Group 17 fungicide resistance:

1. **Tank Mixtures:** If ~~V-10135-4 SC Protexio~~ Fungicide is used in tank mixtures with fungicides with a different mode of action that are registered and/or permitted for the same use and that are effective against the pathogens of concern, Valent recommends using at least the minimum labeled rates of each fungicide in the tank mix.
2. **Integrated Pest Management (IPM):** Integrate ~~V-10135-4 SC Protexio~~ Fungicide into an overall disease and pest management program. Follow cultural practices known to reduce disease development. Consult your local Extension Specialist, Certified Crop Advisor and/or Valent representative for additional IPM strategies established for your area. ~~V-10135-4 SC Protexio~~ Fungicide may be used in advisory (disease forecasting) programs, which recommend application timing based on environmental factors favorable for disease development.

- 3. **Monitoring:** Monitor efficacy of all fungicides used in the disease management program against the targeted pathogen and record other factors that may influence fungicide performance and/or disease development.
- 4. **Reporting:** If a Group 17 fungicide appears to be less or no longer effective against a pathogen that it previously controlled or suppressed, contact a Valent representative, local Extension Specialist and/or Certified Crop Advisor to assist in determining the cause of reduced performance.

**RAINFASTNESS**

~~V-10135-4 SC~~Protexio Fungicide is rainfast 2 hours after application. Applications should not be made if rain is expected within 2 hours of application or disease control may be reduced.

**JAR TEST TO DETERMINE COMPATIBILITY OF ADJUVANTS AND ~~V-10135-4 SC~~Protexio FUNGICIDE**

Perform a jar test before mixing commercial quantities of ~~V-10135-4 SC~~Protexio Fungicide when using this product for the first time, when using new adjuvants, when using new tank mixes, or when using a new water source. When an adjuvant is to be used with this product, Valent recommends the use of a Chemical Producers and Distributors Association certified adjuvant.

- 1. Add 1 pint of water to a quart jar. Use water from the same source and temperature as that to be used in the spray tank mixing operation.
- 2. Add 6 ml of ~~V-10135-4 SC~~Protexio Fungicide to the quart jar, gently mix until product goes into suspension.
- 3. Add 1 ml of new adjuvant or and/or appropriate amount of new tank mix partner and gently mix.
- 4. Place cap on jar, invert 10 times, let stand for 15 minutes, evaluate.
- 5. An acceptable tank mix combination will have a smooth, uniform appearance. If any of the following conditions are observed, the choice of spray mix components should be questioned:
  - a) Layer of oil or globules on the mixture's surface.
  - b) Flocculation: formation of fluffy, cloudlike aggregates or masses in suspension or as a layer on the bottom of the jar.
  - c) Clabbering: Thickening texture (coagulated) like gelatin or cottage cheese.

**SPRAYER PREPARATION**

Before applying ~~V-10135-4 SC~~Protexio Fungicide, start with clean, well maintained application equipment. The spray tank hoses and booms must be cleaned to ensure no residue from previous spraying operations remain in the sprayer. Clean the spray equipment according to the manufacturer's directions for the last product used before the equipment is used to apply ~~V-10135-4 SC~~Protexio Fungicide. If two or more products were tank mixed prior to ~~V-10135-4 SC~~Protexio Fungicide application, follow the most restrictive cleanup procedure.

### MIXING INSTRUCTIONS

1. Fill clean spray tank 1/2 to 2/3 of desired level with clean water.
2. While agitating, slowly add the ~~V-10135-4 SC~~ Protexio Fungicide to the spray tank. Agitation should create a rippling or rolling action on the water surface.
3. If tank mixing ~~V-10135-4 SC~~ Protexio Fungicide with other labeled pesticides, add water soluble bags first, followed by dry formulations, flowables, emulsifiable concentrates and then solutions.
4. Add any required adjuvants.
5. Fill spray tank to desired level with water. Continue agitation until all spray solution has been applied.
6. Mix only the amount of spray solution that can be applied the day of mixing. Apply ~~V-10135-4 SC~~ Protexio Fungicide within 24 hours of mixing.

### SPRAYER CLEANUP

Clean spray equipment each day following ~~V-10135-4 SC~~ Protexio Fungicide application. After application is complete, use the following steps to clean the spray equipment:

1. Completely drain the spray tank, rinse the sprayer thoroughly, including the inside and outside of the tank and all in-line screens.
2. Fill the spray tank with clean water and flush all hoses, booms, screens and nozzles.
3. Drain tank completely.
4. Remove all nozzles and screens and rinse them in clean water.

### APPLICATION EQUIPMENT

Use application equipment that is clean and in good repair. Frequently check nozzles for accuracy.

### CARRIER VOLUME

Apply ~~V-10135-4 SC~~ Protexio Fungicide in sufficient water to ensure thorough coverage of foliage, blossoms and fruit. Thorough coverage is required for optimal disease control. Follow individual "CROP SPECIFIC RECOMMENDATIONS, RESTRICTIONS, AND LIMITATIONS" for appropriate spray volumes.

### AERIAL APPLICATION

To minimize drift, apply the largest droplet size consistent with uniform coverage and satisfactory disease control. To obtain satisfactory application and avoid drift, the following directions must be observed:

Do not apply during low level inversion conditions, when winds are gusty or under other conditions that favor drift. Do not spray when wind velocity is less than 2 mph or more than 10 mph.

- **Carrier Volume and Spray Pressure**

Do not exceed the nozzle manufacturer's recommended pressures. For many nozzle types, lower pressures produce larger droplets. When higher flow rates are needed, use higher flow rate nozzles instead of increasing pressure.

- **For Aerial Application on Row Crops:** use a minimum of 5 gal of water per acre. Higher gallonage applications, 7 gal or more of water, generally afford more consistent disease control.

- **For Aerial Application on Orchards/Vineyards:** use a minimum of 20 gal of water per acre.

- **Nozzle Selection and Orientation**

Formation of very small drops may be minimized by appropriate nozzle selection, by orienting nozzles away from the air stream as much as possible and by avoiding excessive spray pressure. Use nozzles that produce flat fan or cone spray patterns. Use non-drip type nozzles, such as diaphragm type nozzles, to avoid unwanted discharge of spray solution. The nozzles must be directed toward the rear of the aircraft, producing a spray discharge at an angle between 0 and 15° downward. Do not place nozzles on the outer 25% of the wings or rotors.

- **Adjuvants and Drift Control Additives**

Refer to tank mix partner's label for adjuvant recommendations. Drift control additives may be used. For drift control, coarser sprays through appropriate nozzle and pressure selection are usually more effective. When a drift control additive is used, read and carefully observe the cautionary statements and all other information appearing on the additive label. Compatibility of all of the tank mix and nozzle types being used should be tested.

**CHEMIGATION (SPRINKLER IRRIGATION)**

~~V-10135-4 SC~~Protexio Fungicide may be applied through sprinkler irrigation systems. Follow all label requirements regarding application rates, timing of application, special instructions and precautions.

For chemigation applications, apply this product only through center pivot, solid set and hand move systems. Do not apply this product through any other type of irrigation system.

Crop injury, lack of efficacy or illegal pesticide residues in the crop can result from non-uniform distribution of treated water.

The system must be properly calibrated (with water only) to ensure that the amount of ~~V-10135-4 SC~~Protexio Fungicide applied corresponds to the required rate on this label for the crop being chemigated.

Apply ~~V-10135-4 SC~~Protexio Fungicide in 1/2 to 3/4 inches of water during the first sprinkler set. Allow time for all lines to flush the fungicide through all nozzles before turning off irrigation water. To ensure the lines are flushed and free of remaining fungicide, a dye indicator may be injected into the lines to mark the end of the application period.

If you have any questions about calibration, contact your State Extension Specialist, equipment manufacturers or other experts.

**Chemigation of Ornamentals**

For chemigation to ornamental sites apply this product only through microirrigation (individual spaghetti tube), overhead irrigation or motorized calibrated irrigation equipment.

**Special Precautions for Chemigation**

1. Do not connect an irrigation system used for pesticide application to a public water system unless the pesticide label-prescribed safety devices for public water systems are in place.
2. A person knowledgeable of the chemigation system and responsible for its operation or under the supervision of that person, shall shut the system down and make necessary adjustments .
3. The system must be free of leaks and clogged nozzles.
4. The pesticide must be supplied continuously for the duration of the aqueous application. An uneven application may cause injury to the crop or poor control.
5. Agitation must be maintained in the nurse tank.
6. The sprinkler chemigation system must contain a functional check valve, vacuum relief valve and low pressure drain appropriately located on the irrigation pipeline to prevent water source contamination from backflow.
7. The pesticide injection pipeline must contain a functional, automatic, quick closing check valve to prevent the flow of fluid back toward the injection pump.
8. The pesticide injection pipeline must contain a functional, normally closed, solenoid operated valve located on the intake side of the injection pump and connected to the system interlock to prevent fluid from being withdrawn from the supply tank when the irrigation system is either automatically or manually shut down.
9. The system must contain functional interlocking controls to automatically shut off the pesticide injection pump when the water pump motor stops, or in the case where there is no water pump, when the water pressure decreases to the point where pesticide distribution is adversely affected.
10. The irrigation line or water pump must include a functional pressure switch which will stop the water pump motor when the water pressure decreases to the point where pesticide distribution is adversely affected.
11. Systems must use a metering pump, such as a positive displacement injection pump (e.g., diaphragm pump), effectively designed and constructed of materials that are compatible with the pesticides being used and capable of being fitted with a system interlock.
12. Do not apply when wind speed favors drift beyond the area intended for treatment

**Chemigation Systems Connected to Public Water Systems**

1. Public water system means a system for the provision to the public of piped water for human consumption, if such a system has at least 15 service connections or regularly serves an average of at least 25 individuals daily at least 60 days out of the year.
2. Chemigation systems connected to the public water system must contain a functional, reduced pressure zone (RPZ), backflow preventer or the functional equivalent in the water supply line upstream from the point of pesticide introduction. As an option to the RPZ, discharge the water from the public water system into a reservoir tank prior to pesticide introduction. There shall be a complete physical break (air gap) between the outlet end of the fill pipe and the top overflow rim of the reservoir tank of at least twice the inside diameter of the fill pipe.
3. All chemigation systems connected to the public water system must also follow restrictions listed in the preceding section titled "Special Precautions for Chemigation".

### SPRAY DRIFT MANAGEMENT

Avoiding spray drift at the application site is the responsibility of the applicator. Do not apply this product when weather conditions favor spray drift from treated areas. The interaction of many equipment and weather related factors determine the potential for spray drift. The applicator is responsible for considering all of these factors when making decisions. Observe more stringent state regulations. When applying by air, observe drift management restrictions and precautions listed under "AERIAL APPLICATION".

### ROTATIONAL CROP RESTRICTIONS

CROPS	ROTATIONAL INTERVAL
Almond Bushberry (Subgroup 13-07B) Caneberry (Subgroup 13-07A) Ginseng Lettuce, Head and Leaf Low Growing Berry Subgroup 13-07G Pistachio Small Fruit Vine Climbing Subgroup, Except Fuzzy Kiwifruit 13-07F	Immediately
All Other Crops	12 Months

### RESTRICTIONS AND LIMITATIONS – ALL CROPS

1. Maximum seasonal use rate: Do not apply more than the maximum rate per acre per season (see Table 1. Food Crop Use Pattern Summary).
2. Maximum rate per application: Do not apply more than the maximum rate per acre per application (see Table 1. Food Crop Use Pattern Summary).
3. Do not make more than the total number of applications of V-10135-4 SC Protexis Fungicide per season (see Table 1. Food Crop Use Pattern Summary).
4. Pre-harvest Interval (PHI): Observe PHI intervals listed in Table 1. Food Crop Use Pattern Summary.

**Table 1. Food Crop Use Pattern Summary**

Crops	Minimum Time from Application to Harvest (PHI) Days	Maximum Rate per Acre per Application (fl oz)	Maximum Number of Sequential Applications	Maximum Number of Applications per Season	Maximum Rate per Acre per Season (fl oz)	Livestock Grazing or Feeding Restriction
Almond	21	12 (0.375 lb ai/A)	2	3	36 (1.125 lb ai/A)	No
Bushberry Subgroup 13-07B	0	16 (0.5 lb ai/A)	2	3	48 (1.5 lb ai/A)	n/a
Caneberry Subgroup 13-07A	0	16 (0.5 lb ai/A)	2	3	48 (1.5 lb ai/A)	n/a
Ginseng	2	16 (0.5 lb ai/A)	2	4	64 (2 lb ai/A)	n/a
Lettuce (Head and Leaf)	14	16 (0.5 lb ai/A)	2	3	48 (1.5 lb ai/A)	n/a
Low Growing Berry Subgroup 13-07G	0	16 (0.5 lb ai/A)	2	4	64 (2 lb ai/A)	n/a
Pistachio	21	12 (0.375 lb ai/A)	2	3	36 (1.125 lb ai/A)	No
Small Fruit Vine Climbing Subgroup, Except Fuzzy Kiwifruit 13-07F	3	16 (0.5 lb ai/A)	2	3	48 (1.5 lb ai/A)	n/a





**CROP SPECIFIC RECOMMENDATION, RESTRICTIONS AND LIMITATIONS**

**Bushberry Subgroup 13-07B**

Aronia Berry; Blueberry, Highbush and Lowbush; Buffalo Currant; Chilean Guava; Cranberry, Highbush; Currant, Black; Currant, Red; Elderberry; European Barberry; Gooseberry; Honeysuckle, Edible; Huckleberry; Jostaberry; Juneberry (Saskatoon Berry); Lingonberry; Native Currant; Salal; Sea Buckthorn; cultivars, varieties, and/or hybrids of these.

Diseases	Application Rates		When to Apply	Special Use Instructions
	fl oz/A	GPA (minimum)		
Gray Mold <i>(Botrytis cinerea)</i>  Mummy Berry <i>(Monilinia vacini-corymbosi)</i>	12 to 16 (0.375 to 0.5 lb ai/A)	Ground: 20  Aerial: 5	Apply when conditions favor disease development and prior to infection. Continue applications on a 7- to 14-day interval.	Use <del>V-10135-4 SC</del> Protexio Fungicide as part of an Integrated Pest Management (IPM) program.  Apply as a foliar spray in sufficient water to obtain thorough coverage of blossoms, foliage and/or fruit.  Use the higher rate and shorter spray intervals under severe disease conditions.

**RESTRICTIONS**

- ~~V-10135-4 SC~~ Protexio Fungicide can be applied on the day of harvest.
- Do not make more than 2 sequential applications of ~~V-10135-4 SC~~ Protexio Fungicide, without alternating with an application of a non-Group 17 fungicide labeled for gray mold control.
- Do not make more than 3 applications of ~~V-10135-4 SC~~ Protexio Fungicide per season.
- Do not apply more than 48 fl oz/A of ~~V-10135-4 SC~~ Protexio Fungicide per season.

continued





**CROP SPECIFIC RECOMMENDATION, RESTRICTIONS AND LIMITATIONS - continued**

<b>Lettuce (Head &amp; Leaf)</b>				
Head Lettuce: Crisphead Varieties Only; Leaf Lettuce: Cos (Romaine), Butterhead varieties				
Diseases	Application Rates		When to Apply	Special Use Instructions
	fl oz/A	GPA (minimum)		
Lettuce Drop ( <i>Sclerotinia</i> spp.) Gray Mold ( <i>Botrytis cinerea</i> )	12 to 16 (0.375 to 0.5 lb ai/A)	Ground: 20  Aerial: 5	Apply from planting to just after thinning and again 10 days later. If conditions still favor disease development, a third application should be made 7 to 10 days after the second spray.	Use <del>V-10135-4-SC</del> <i>Protexio</i> Fungicide as part of an Integrated Pest Management (IPM) program.  Apply as a foliar spray in sufficient water to obtain thorough coverage of blossoms, foliage and/or fruit.  Use the higher rate and shorter spray intervals under severe disease conditions.

**RESTRICTIONS**

- Do not apply ~~V-10135-4-SC~~ *Protexio* Fungicide within 14 days of harvest.
- Do not make more than 2 sequential applications of ~~V-10135-4-SC~~ *Protexio* Fungicide, without alternating with an application of a non-Group 17 fungicide labeled for gray mold control.
- Do not make more than 3 applications of ~~V-10135-4-SC~~ *Protexio* Fungicide per season.
- Do not apply more than 48 fl oz/A of ~~V-10135-4-SC~~ *Protexio* Fungicide per season.

continued





**CROP SPECIFIC RECOMMENDATION, RESTRICTIONS AND LIMITATIONS - continued**

**Small Fruit Vine Climbing Subgroup, Except Fuzzy Kiwifruit, 13-07F**  
 Amur River Grape; Gooseberry; Grape; Kiwifruit, Hardy; Maypop; Schisandra Berry; cultivars, varieties and /or hybrids of these

Diseases	Application Rates		When to Apply	Special Use Instructions
	fl oz/A	GPA (minimum)		
Botrytis Bunch Rot ( <i>Botrytis cinerea</i> )	12 to 16 (0.375 to 0.5 lb ai/A)	Ground: 100  Aerial: 20	First application at early bloom. Second application at pre-bunch closure. Third application at veraison. Up to 3 days prior to harvest.	Use <del>V-10135-4</del> <i>SCProtexio</i> Fungicide as part of an Integrated Pest Management (IPM) program.  Apply as a foliar spray in sufficient water to obtain thorough coverage of blossoms, foliage and/or fruit.  Use the higher rate and shorter spray intervals under severe disease conditions.

**RESTRICTIONS**

- Do not apply ~~V-10135-4~~ *SCProtexio* Fungicide within 3 days of harvest.
- Do not make more than 2 sequential applications of ~~V-10135-4~~ *SCProtexio* Fungicide, without alternating with an application of a non-Group 17 fungicide labeled for botrytis bunch rot control.
- Do not make more than 3 applications of ~~V-10135-4~~ *SCProtexio* Fungicide per season.
- Do not apply more than 48 fl oz/A of ~~V-10135-4~~ *SCProtexio* Fungicide per season.

continued



**CROP SPECIFIC RECOMMENDATION, RESTRICTIONS AND LIMITATIONS**

**ORNAMENTALS**

(Greenhouse and Nursery)

Conifers, Deciduous Trees and Ornamental Plants Including: Bedding Plants, Conifers, Flowering Plants, Foliage Plants, Ground Covers, Non-Bearing Fruit Trees, Non-Bearing Nut Trees, Non-Bearing Vines, Ornamentals, Shrubs

Diseases	Application Rates fl oz/100 gal	When to Apply	Special Use Instructions
Botrytis Blight Gray Mold ( <i>Botrytis cinerea</i> )	12 to 16 fl oz of product per 100 gal  (0.375 to 0.5 lb ai/100 gal)	Apply before disease development.  Reapply after 7 to 14 days.	Use <del>V-10135-4 SC</del> Protexio Fungicide as part of an Integrated Pest Management (IPM) program.  Use the higher rate and shorter spray intervals under severe disease conditions.  100 gal of spray solution will treat approximately 20,000 sq ft of area. Apply the spray solution to all plant surfaces and to the point of run-off.

**NOTE:** Since ornamental varieties are numerous, constantly changing, and may react differently to ~~V-10135-4 SC~~Protexio Fungicide and tank mixtures, test the product(s) on a small scale before making large-scale applications.

**RESTRICTIONS**

- Do not make more than 2 sequential applications of ~~V-10135-4 SC~~Protexio Fungicide, without alternating with an application of a non Group 17 fungicide labeled for *Botrytis cinerea*.
- Do not make more than 3 applications of ~~V-10135-4 SC~~Protexio Fungicide per growing cycle.
- Do not apply more than 48 fl oz of ~~V-10135-4 SC~~Protexio Fungicide per 20,000 sq ft per growing cycle.

**STORAGE AND DISPOSAL**

Do not contaminate water, food or feed by storage, disposal or cleaning of equipment.

**PESTICIDE STORAGE**

Store in a cool dry place.  
Keep pesticide in original container.  
Keep container closed when not in use.  
Do not put dilute into food or drink containers.  
Not for use or storage in or around the home.  
For help with any spill, leak, fire or exposure involving this material, call day or night  
800-892-0099.

**PESTICIDE DISPOSAL**

Waste resulting from the use of this product may be disposed of on site or at an approved waste disposal facility.

**CONTAINER HANDLING**

Nonrefillable container. Do not reuse or refill this container. Offer for recycling, if available. Clean container promptly after emptying. Triple rinse as follows: Empty the remaining contents into application equipment or a mix tank and drain for 10 seconds after the flow begins to drip. Fill the container 1/4 full with water and recap. Shake for 10 seconds. Pour rinsate into application equipment or a mix tank or store rinsate for later use or disposal. Drain for 10 seconds after the flow begins to drip. Repeat this procedure two more times.

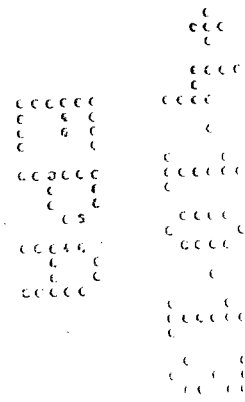
© 2013 by Valent U.S.A. Corporation

Elevate® is a registered trademark of Arvesta Corporation

Manufactured for:  
**Valent U.S.A. Corporation**  
P.O. Box 8025  
Walnut Creek, CA 94596-8025  
www.valent.com

Made in U.S.A.

EPA Reg. No. 59639-179  
EPA Est. No.



059639-00179.20130409.V101354 4 SC.NOTIF.ABN