

59639-147

8/6/2010

1 of 18



UNITED STATES ENVIRONMENTAL PROTECTION AGENCY  
WASHINGTON, D.C. 20460

OFFICE OF CHEMICAL SAFETY  
AND POLLUTION PREVENTION

AUG 6 2010

Ms. Linda Obrestad  
Labeling Specialist  
Valent U.S.A. Corporation  
1600 Riviera Ave., Suite 200  
Walnut Creek, CA 94596-8025

Re: Notification of an update to label Metconazole 50 WDG Fungicide  
EPA Reg No.: 59639-147  
Date of Submission: August 14, 2009

Dear Ms. Obrestad:

The Agency is in receipt of your Application for Pesticide Notification under Pesticide Registration Notice (PRN) 98-10 dated August 14, 2009, for the above mentioned product. The Registration Division (RD) has conducted a review of this request for its applicability under PRN 98-10 and finds that the action(s) requested fall within the scope of PRN 98-10. The label submitted with the application has been stamped "Notification" and will be placed in our records.

If you have any questions, please call me directly at 703-305-6249 or Joyce Edwards of my staff at 703-308-5479.

Sincerely,

A handwritten signature in cursive script that reads "Rachel C. Holloman".

Paul Mastradone  
Acting, Notifications & Minor Formulations  
Registration Division (7505P)  
Office of Pesticide Programs

20918



United States  
Environmental Protection Agency  
Washington, DC 20460

<input type="checkbox"/>	Registration
<input type="checkbox"/>	Amendment
<input checked="" type="checkbox"/>	Other

OPP Identifier Number

### Application for Pesticide - Section I

1. Company/Product Number 59639-147	2. EPA Product Manager Ms. Mary L. Waller	3. Proposed Classification <input type="checkbox"/> None <input type="checkbox"/> Restricted
4. Company/Product (Name) Metconazole 50 WDG Fungicide	PM# 21	
5. Name and Address of Applicant (Include ZIP Code) Valent U.S.A. Corporation 1600 Riviera Ave. Suite 200 Walnut Creek, CA 94596-8025 <input type="checkbox"/> Check if this is a new address	6. Expedited Review. In accordance with FIFRA Section 3(c)(3) (b)(i), my product is similar or identical in composition and labeling to: EPA Reg. No. _____ Product Name _____	

### Section - II

<input type="checkbox"/> Amendment - Explain below.	<input type="checkbox"/> Final printed labels in response to Agency letter dated _____	<b>NOTIFICATION</b>  <b>AUG - 6 2010</b>
<input type="checkbox"/> Resubmission in response to Agency letter dated _____	<input type="checkbox"/> "Me Too" Application.	
<input checked="" type="checkbox"/> Notification - Explain below.	<input type="checkbox"/> Other - Explain below.	

**Explanation:** Use additional page(s) if necessary. (For section I and Section II.)  
 NOTIFICATION: To correct a typographical error of the maximum seasonal rate for tree nuts - Almond and Walnut (p. 13), Filbert and Pecan (p. 14).

### Section - III

1. Material This Product Will Be Packaged In:				2. Type of Container	
Child-Resistant Packaging <input type="checkbox"/> Yes <input checked="" type="checkbox"/> No	Unit Packaging <input type="checkbox"/> Yes <input checked="" type="checkbox"/> No	Water Soluble Packaging <input type="checkbox"/> Yes <input checked="" type="checkbox"/> No	<input type="checkbox"/> Metal <input checked="" type="checkbox"/> Plastic <input type="checkbox"/> Glass <input type="checkbox"/> Paper <input type="checkbox"/> Other (Specify) _____		
<i>Certification must submitted</i>		If "Yes" Unit Packaging wgt.    No. per container If "Yes" Package wgt    No. per container			
3. Location of Net Contents Information <input checked="" type="checkbox"/> Label <input type="checkbox"/> Container		4. Size(s) Retail Container	5. Location of Label Directions <input checked="" type="checkbox"/> On Labeling		
6. Manner in Which Label is Affixed to Product <input checked="" type="checkbox"/> Lithograph Paper glued <input type="checkbox"/> Stenciled			<input type="checkbox"/> Other _____		

### Section - IV

1. Contact Point (Complete items directly below for identification of individual to be contacted, if necessary, to process this application.)			
Name Linda Obrestad	Title Labeling Specialist	Telephone No. (Include Area Code) (925) 256-2791	
<b>Certification</b> I certify that the statements I have made on this form and all attachments thereto are true, accurate and complete. I acknowledge that any knowingly false or misleading statement may be punishable by fine or imprisonment both under applicable law.			6. Date Application Received (Stamped)
2. Signature <i>Linda Obrestad</i>	3. Title Labeling Specialist		
4. Typed Name Linda Obrestad	5. Date August 14, 2009		

30 of 18

NO CD included  
in my package  
7/21/09



August 14, 2009

**Metconazole 50 WDG Fungicide  
EPA Reg. No. 59639-147  
NOTIFICATION**

Ms. Mary L. Waller (Team 21)  
Fungicide Branch  
Document Processing Desk (7505P)  
Office of Pesticide Programs (NOTIF)  
U.S. Environmental Protection Agency  
Room S4900, One Potomac Yard  
2777 S. Crystal Drive  
Arlington, VA 22202

Dear Ms. Waller:

Valent U.S.A. Corporation is notifying the Agency of an update to our product label Metconazole 50 WDG Fungicide (EPA Reg. No. 59639-147). We would like to correct a typographical error for the maximum seasonal application rate for certain tree nuts. The maximum seasonal rate on page 9, Restrictions and Limitations for Tree Nuts (Almond, Filbert, Pecan and Walnut) is 14 oz/A. In the Use Restrictions on pages 13 (Almond and Walnut) and page 14 (Filbert and Pecan), last bullet shows the inconsistent maximum seasonal application rate as 16 oz/A. We have corrected this inconsistency by showing the correct 14 oz/A.

- Enclosed are the following documents to support this Notification request:
- Pesticide application form 8570-1
  - Certification statement with the provisions of PR-Notice 98-10
  - One (1) copy of proposed label (clean version)
  - One (1) copy of proposed label (redline version with additions/strike through)
  - A CD with proposed label and a Certification Statement with Respect to Label Integrity.

If you should have any questions please contact me at (925) 256-2791 or by email at [linda.obrestad@valent.com](mailto:linda.obrestad@valent.com) or Sue Shen, Project Manager (972) 244-6543 or by email at [sue.shen@valent.com](mailto:sue.shen@valent.com) .

Sincerely,  
*Linda Obrestad*  
Linda Obrestad  
Regulatory Analyst  
Registration and Regulatory Affairs



Enclosures

40918



# NOTIFICATION

AUG - 6 2010

## NOTIFICATION

GROUP **3** FUNGICIDE

# METCONAZOLE 50 WDG Fungicide

FOR CONTROL AND/OR SUPPRESSION OF CERTAIN DISEASES IN CANOLA, PEANUT, STONE FRUIT AND TREE NUTS

Active Ingredient	By Wt.
Metconazole* .....	50%
Other Ingredients .....	50%
Total .....	100%

\*5-[(4-chlorophenyl)methyl]-2,2-dimethyl-1-(1H-1,2,4-triazol-1-ylmethyl)cyclopentanol

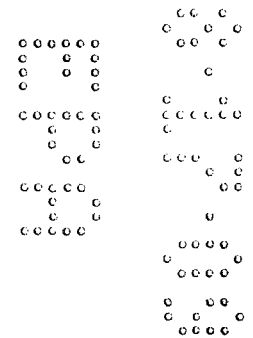
Metconazole 50 WDG Fungicide is a water dispersible granule containing 50% active ingredient.

KEEP OUT OF REACH OF CHILDREN

## CAUTION

SEE NEXT PAGE FOR ADDITIONAL PRECAUTIONARY STATEMENTS.

NET WEIGHT \_\_\_\_\_



## PRECAUTIONARY STATEMENTS

### FIRST AID

- If swallowed:**
- Call a poison control center or doctor immediately for treatment advice.
  - Have person sip a glass of water if able to swallow.
  - Do not induce vomiting unless told to do so by the poison control center or doctor.
  - Do not give anything by mouth to an unconscious person.
- If in eyes:**
- Hold eye open and rinse slowly and gently with water for 15-20 minutes.
  - Remove contact lenses, if present, after the first 5 minutes, then continue rinsing eye.
  - Call a poison control center or doctor for treatment advice.

### HOT LINE NUMBER

Have the product container or label with you when calling a poison control center or doctor, or going for treatment. You may also contact **800-892-0099** for emergency medical treatment information.

## HAZARDS TO HUMANS & DOMESTIC ANIMALS

### CAUTION

Harmful if swallowed. Causes moderate eye irritation. Avoid contact with eyes. Wash thoroughly with soap and water after handling and before eating, drinking, chewing gum or using tobacco.

### PERSONAL PROTECTIVE EQUIPMENT (PPE):

**Applicators and other handlers must wear:** long-sleeved shirt and long pants, chemical resistant gloves made of any waterproof material, socks and shoes.

Follow the manufacturer's instructions for cleaning/maintaining PPE. If there are no such instructions for washables, use detergent and hot water. Keep and wash PPE separately from other laundry.

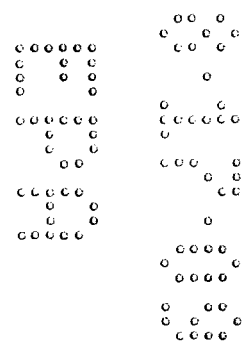
### USER SAFETY RECOMMENDATIONS

Users should:

- Wash hands before eating, drinking, chewing gum, using tobacco or using the toilet.
- Remove clothing immediately if pesticide gets inside. Then wash thoroughly and put on clean clothing.
- Remove PPE immediately after handling this product. As soon as possible, wash thoroughly and change into clean clothing.

## ENVIRONMENTAL HAZARDS

This pesticide is toxic to shrimp. Do not apply directly to water, or to areas where surface water is present or to intertidal areas below the mean high water mark. Do not contaminate water by disposing of equipment washwaters or rinsate. Drift and runoff from treated areas may be hazardous to aquatic organisms in water adjacent to treated areas.



### DIRECTIONS FOR USE

It is a violation of Federal law to use this product in a manner inconsistent with its labeling.

**READ ENTIRE LABEL. USE STRICTLY IN ACCORDANCE WITH PRECAUTIONARY STATEMENTS AND DIRECTIONS, AND WITH APPLICABLE STATE AND FEDERAL REGULATIONS.**

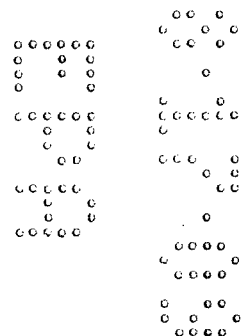
Do not apply this product in a way that will contact workers or other persons, either directly or through drift. Only protected handlers may be in the area during application. For any requirements specific to your State or Tribe, consult the agency responsible for pesticide regulation.

### AGRICULTURAL USE REQUIREMENTS

Use this product only in accordance with its labeling and with the Worker Protection Standard, 40 CFR part 170. This Standard contains requirements for the protection of agricultural workers on farms, forests, nurseries and greenhouses and handlers of agricultural pesticides. It contains requirements for training, decontamination, notification and emergency assistance. It also contains specific instructions and exceptions pertaining to the statements on this label about personal protective equipment (PPE) and restricted entry interval. The requirements in this box only apply to uses of this product that are covered by the Worker Protection Standard.

Do not enter or allow worker entry into treated areas during the restricted entry interval (REI) of 12 hours.

PPE required for early entry to treated areas that is permitted under the Worker Protection Standard and that involves contact with anything that has been treated, such as plants, soil or water, is coveralls, chemical resistant gloves made of any waterproof material, socks and shoes.



**DISCLAIMER, RISKS OF USING THIS PRODUCT,  
LIMITED WARRANTY  
AND LIMITATION OF LIABILITY**

**IMPORTANT: Read the entire Label including this Disclaimer, Risks of Using this Product, Limited Warranty, and Limitation of Liability before using this product. If the terms are not acceptable THEN DO NOT USE THE PRODUCT; rather, return the unopened product within 15 days of purchase for a refund of the purchase price.**

**RISKS OF USING THIS PRODUCT**

The Buyer and User (referred to collectively herein as "Buyer") of this product should be aware that there are inherent unintended risks associated with the use of this product which are impossible to eliminate. These risks include, but are not limited to, injury to plants and crops to which this product is applied, lack of control of the target pests or weeds, resistance of the target pest or weeds to this product. Such risks of crop injury, non-performance, resistance or other unintended consequences are unavoidable and may result because of such factors as weather, soil conditions, disease, moisture conditions, irrigation practices, condition of the crop at the time of application, presence of other materials either applied in the tank mix with this product or prior to application of this product, cultural practices or the manner of use or application, (or a combination of such factors) all of which are factors beyond the control of Valent. The Buyer should be aware that these inherent unintended risks may reduce the harvested yield of the crop in all or a portion of the treated acreage, or otherwise affect the crop such that additional care, treatment and expense are required to take the crop to harvest. If the Buyer chooses not to accept these risks, **THEN THIS PRODUCT SHOULD NOT BE APPLIED.** By applying this product Buyer acknowledges and accepts these inherent unintended risks **AND AGREES THAT TO THE EXTENT CONSISTENT WITH APPLICABLE LAW, RISKS ASSOCIATED WITH THE APPLICATION AND USE ARE ASSUMED BY THE BUYER.**

To the extent consistent with applicable law, Valent shall not be responsible for losses or damages (including, but not limited to, loss of yield, increased expenses of farming the crop or such incidental, consequential or special damages that may be claimed) resulting from use of this product in any manner not set forth on the label. To the extent consistent with applicable law, Buyer assumes all risks associated with the use of this product in any manner or under conditions not specifically directed or approved on the label.

**LIMITED WARRANTY**

Valent warrants only that this product conforms to the chemical description on the label and is reasonably fit for the purposes stated in the label, under average use conditions, when used strictly in accordance with the label **and subject to the Risks of Using This Product as described above. TO THE EXTENT CONSISTENT WITH APPLICABLE LAW, EXCEPT AS SET FORTH ABOVE, VALENT MAKES NO OTHER WARRANTIES, EITHER EXPRESSED OR IMPLIED.** No agent or representative of Valent or Seller is authorized to make or create any other express or implied warranty.

**LIMITATION OF LIABILITY**

To the extent consistent with applicable law, Valent or Seller shall not be liable for any incidental, consequential, indirect or special damages resulting from the use or handling of this product. The limitation includes, but is not limited to, loss of yield on all or any portion of the treated acreage, increased care, treatment or other expenses required to take the crop to harvest, increased finance charges or altered finance ratings, emotional or mental distress and/or exemplary damages. **TO THE FULLEST EXTENT ALLOWED BY LAW, THE EXCLUSIVE REMEDY OF THE BUYER, AND THE EXCLUSIVE MAXIMUM LIABILITY OF VALENT OR SELLER FOR ANY AND ALL CLAIMS, LOSSES, INJURIES OR DAMAGES (INCLUDING CLAIMS BASED ON BREACH OF WARRANTY, CONTRACT, NEGLIGENCE, TORT, STRICT LIABILITY OR OTHERWISE) RESULTING FROM THE USE OR HANDLING OF THIS PRODUCT SHALL BE THE RETURN OF THE PURCHASE PRICE OF THIS PRODUCT OR, AT THE ELECTION OF VALENT OR SELLER, THE REPLACEMENT OF THE PRODUCT.**

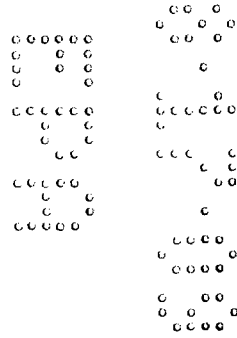
**PROMPT NOTICE OF CLAIM**

Valent must be provided notice as soon as Buyer has reason to believe it may have a claim, but in no event later than twenty-one days from date of planting, or twenty-one days from the date of application, whichever is latter, so that an immediate inspection of the affected property and growing crops can be made.

To the extent consistent with applicable law, if Buyer does not notify Valent of any claims, in such period, it shall be barred from obtaining any remedy.

**NO AMENDMENTS**

Valent and Seller offer this product, and Buyer accepts it, subject to the foregoing **Disclaimer, Risks of Using This Product, Limited Warranty and Limitation of Liability**, which may not be modified by any oral or written agreement.



### TABLE OF CONTENTS

General Information.....

Mode of Action .....

Resistance Management.....

Rainfastness.....

Jar Test to Determine Compatibility of Adjuvants and *Metconazole* 50 WDG.....

Sprayer Preparation .....

Application Equipment.....

Sprayer Cleanup .....

Mixing Instructions.....

Carrier Volume .....

Aerial Application.....

Spray Drift Management .....

Rotational Restrictions .....

Restrictions and Limitations – All Crops.....


Crop Specific Directions, Restrictions and Limitations – Canola .....

Crop Specific Directions, Restrictions and Limitations – Peanut .....

Crop Specific Directions, Restrictions and Limitations – Stone Fruit.....

Crop Specific Directions, Restrictions and Limitations – Tree Nuts.....

Storage and Disposal .....





## GENERAL INFORMATION

*Metconazole* 50 WDG Fungicide is formulated as 50% water dispersible granular (WDG). The active ingredient in *Metconazole* 50 WDG is metconazole, a broad-spectrum triazole fungicide that works by inhibiting demethylation and other processes in sterol biosynthesis. *Metconazole* 50 WDG is systemic and is quickly absorbed into plant tissue. Metconazole is absorbed quickly into the plant tissue and can move up, but not down in the plant. Metconazole has no effect on fungal spore germination, but interferes with other early developmental processes in the life cycle of certain fungi. Although *Metconazole* 50 WDG cannot prevent spore germination, it prevents spore formation and inhibits mycelial growth.

*Metconazole* 50 WDG can be applied pre- or post- infection, but is most effective when applied prior to infection. Optimal disease control is achieved when *Metconazole* 50 WDG is applied in a regularly scheduled spray program used in combination and/or rotation with other effective fungicides that have different modes of action (i.e., non Group 3 fungicides). *Metconazole* 50 WDG is a sterol biosynthesis inhibitor; avoid rotating with other sterol biosynthesis inhibitors, such as Folicur®, Nova®, Procure® or Tilt®.

### MODE OF ACTION

The active ingredient in *Metconazole* 50 WDG, metconazole, belongs to the sterol biosynthesis inhibitor group of fungicides as classified by the U.S. EPA and Canada PMRA as a target site of action Group 3 fungicide.

### RESISTANCE MANAGEMENT

*Metconazole* 50 WDG contains metconazole a Group 3 fungicide (sterol biosynthesis inhibitors). Metconazole is effective against pathogens resistant to fungicides with modes of action different from those of target site Groups 3 fungicides, (e.g., dicarboximides, strobilurins, benzimidazoles or phenylamides). Fungal isolates may eventually dominate the fungal population if used repeatedly at the same site or in successive years as the primary method of control for the targeted pathogen species. Selection for resistance may be particularly rapid if resistance to Group 3 fungicides is already present in the pathogen population. This may result in reduced disease control by *Metconazole* 50 WDG or other Group 3 fungicides. Group 3 resistance may result in reduced disease control by *Metconazole* 50 WDG or other Group 3 fungicides. To maintain the performance of *Metconazole* 50 WDG in the field, do not exceed the total number of sequential applications or the total number of seasonal applications of *Metconazole* 50 WDG as stated in "CROP SPECIFIC DIRECTIONS, RESTRICTIONS, AND LIMITATIONS". Adhere to the label instructions regarding the consecutive uses of *Metconazole* 50 WDG or other target site of action Group 3 fungicides on the same pathogens. The following recommendations may be considered to further delay the development of Group 3 fungicide resistance:

1. **Tank Mixtures:** If *Metconazole* 50 WDG is used in tank mixtures with fungicides from different target site of action groups that are registered and/or permitted for the same use and that are effective against the pathogens of concern, Valent recommends using at least the minimum labeled rates of each fungicide in the tank mix. Do not tank mix with any product which contains a prohibition on tank mixing. Follow the more restrictive labeling of any tank mix partner.
2. **Integrated Pest Management (IPM):** *Metconazole* 50 WDG should be integrated into an overall disease and pest management program. Cultural practices known to reduce disease development should be followed. Consult your local extension specialist, certified crop advisor and/or Valent representative for additional IPM strategies established for your area. *Metconazole* 50 WDG may be used in advisory (disease forecasting) programs, which recommend application timing based on environmental factors favorable for disease development.
3. **Monitoring:** Monitor efficacy of all fungicides used in the disease management program against the targeted pathogen and record other factors that may influence fungicide performance and/or disease development.
4. **Reporting:** If a Group 3 target site fungicide appears to be less or no longer effective against a pathogen that it previously controlled or suppressed, contact a Valent representative, local extension specialist and/or certified crop advisor to assist in determining the cause of reduced performance.

**RAINFASTNESS**

*Metconazole* 50 WDG is rainfast 2 hours after application. Applications should not be made if rain is expected within 2 hours of application or disease control may be reduced.

**JAR TEST TO DETERMINE COMPATIBILITY OF ADJUVANTS AND METCONAZOLE 50 WDG**

A jar test should be performed before mixing commercial quantities of *Metconazole* 50 WDG, when using this product for the first time, when using new adjuvants, when using new tank mixes, or when using a new water source.

1. Add 1 pt. of the water to a quart jar. The water should be from the same source and temperature as that to be used in the spray tank mixing operation.
2. Add 2 g of *Metconazole* 50 WDG to the quart jar, gently mix until product goes into suspension.
3. Add 1 ml of new adjuvant or and/or appropriate amount of new tank mix partner and gently mix.
4. Place cap on jar, invert 10 times, let stand for 15 minutes, evaluate.
5. An acceptable tank mix combination will have a smooth, uniform appearance. If any of the following conditions are observed, the choice of spray mix components should be questioned:
  - a) Layer of oil or globules on the mixture's surface.
  - b) Flocculation: formation of fluffy, cloudlike aggregates or masses in suspension or as a layer on the bottom of the jar.
  - c) Clabbering: Thickening texture (coagulated) like gelatin or cottage cheese.

**SPRAYER PREPARATION**

Before applying *Metconazole* 50 WDG, start with clean, well maintained application equipment. The spray tank hoses and booms must be cleaned to ensure no residue from the previous spraying operations remain in the sprayer. The spray equipment must be cleaned according to the manufacturer's directions for the last product used before the equipment is used to apply *Metconazole* 50 WDG. If two or more products were tank mixed prior to *Metconazole* 50 WDG application, the most restrictive cleanup procedure must be followed.

**APPLICATION EQUIPMENT**

Application equipment must be clean and in good repair. Check nozzles frequently for accuracy.


**SPRAYER CLEANUP**

Clean sprayer equipment each day following *Metconazole* 50 WDG application. After application is complete, use the following steps to clean spray equipment:

1. Completely drain the spray tank, rinse the sprayer thoroughly, including the inside and outside of the tank and all in-line screens.
2. Fill the spray tank with clean water and flush all hoses, booms, screens and nozzles.
3. Drain tank completely.
4. Remove all nozzles and screens and rinse them in clean water.

**MIXING INSTRUCTIONS**

1. Fill clean spray tank 1/2 to 2/3 of desired level with clean water.
2. While agitating, slowly add the *Metconazole* 50 WDG to the spray tank. Agitate to create a rippling or rolling action on the water surface.
3. If tank mixing *Metconazole* 50 WDG with other labeled pesticides, add water soluble bags first, followed by dry formulations, flowables, emulsifiable concentrates and then solutions.
4. Add any required adjuvants.
5. Fill spray tank to desired level with water. Continue agitation until all spray solution has been applied.
6. Mix only the amount of spray solution that can be applied the day of mixing. Apply *Metconazole* 50 WDG within 24 hours of mixing.



**CARRIER VOLUME**

Apply *Metconazole* 50 WDG in sufficient water to ensure thorough coverage of foliage, blossoms and fruit. Thorough coverage is required for optimal disease control. Follow individual "CROP SPECIFIC DIRECTIONS, RESTRICTIONS, AND LIMITATIONS for appropriate spray volumes.

**AERIAL APPLICATION**

To minimize drift, apply the largest droplet size consistent with uniform coverage and satisfactory disease control. To obtain satisfactory application and avoid drift, the following directions must be observed:

Do not apply during low level inversion conditions, when winds are gusty or under other conditions that favor drift. Do not spray when wind velocity is less than 2 mph or more than 10 mph.

• **Carrier Volume and Spray Pressure**

Do not exceed the nozzle manufacturer's recommended pressures. For many nozzle types, lower pressures produce larger droplets. When higher flow rates are needed, use higher flow rate nozzles instead of increasing pressure.

**For aerial application on peanut:** use a minimum of 5 gals. of water per acre. Higher gallage applications, 7 gals. or more of water, generally afford more consistent disease control.

**For aerial application on orchards:** use a minimum of 20 gals. of water per acre.

• **Nozzle Selection and Orientation**

Formation of very small drops may be minimized by appropriate nozzle selection, by orienting nozzles away from the air stream as much as possible and by avoiding excessive spray pressure. Use nozzles that produce flat fan or cone spray patterns. Use non-drip type nozzles, such as diaphragm type nozzles, to avoid unwanted discharge of spray solution. The nozzles must be directed toward the rear of the aircraft, producing a spray discharge at an angle between 0 and 15° downward. Do not place nozzles on the outer 25% of the wings or rotors.

• **Drift Control Additives**

Drift control additives may be used. For drift control, coarser sprays through appropriate nozzle and pressure selection is usually more effective. When a drift control additive is used, read and carefully observe the cautionary statements and all other information appearing on the additive label. Compatibility of all of the tank mix and nozzle types being used should be tested.

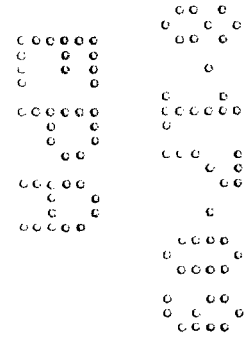
**SPRAY DRIFT MANAGEMENT**

Avoiding spray drift at the application site is the responsibility of the applicator. Do not apply this product when weather conditions favor spray drift from treated areas. The interaction of many equipment and weather related factors determine the potential for spray drift. The applicator is responsible for considering all of these factors when making decisions. Where states have more stringent regulations, they must be observed.

Do not apply this product when weather conditions favor spray drift from treated areas. When applying by air, observe drift management restrictions and precautions listed under "AERIAL APPLICATION".

**ROTATIONAL RESTRICTIONS**

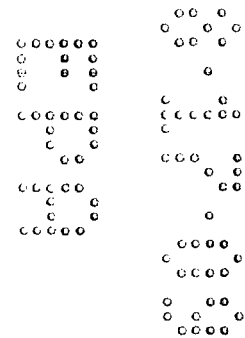
A 30 day plant back interval for brassica leafy vegetables and leafy vegetables and a 120-day plant back interval for all crops other than Barley, Oat, Peanut, Rye, Soybean, Sugar Beet, Triticale, Wheat and those listed on the label.



**RESTRICTIONS AND LIMITATIONS – ALL CROPS**

1. Do not apply this product through any type of irrigation system.
2. Maximum seasonal use rate: Do not apply more than the maximum rate per acre per season as listed in "CROP SPECIFIC DIRECTIONS, RESTRICTIONS AND LIMITATIONS".
3. Maximum rate per application: Do not apply more than the maximum rate per acre per application as listed in "CROP SPECIFIC DIRECTIONS, RESTRICTIONS AND LIMITATIONS".
4. Do not make more than the total number of applications of *Metconazole* 50 WDG per season as listed in "CROP SPECIFIC DIRECTIONS, RESTRICTIONS AND LIMITATIONS".
5. Preharvest Interval (PHI): See "CROP SPECIFIC DIRECTIONS, RESTRICTIONS AND LIMITATIONS".

Crops	Minimum Time from Application to Harvest (PHI) Days	Maximum Rate per Acre per Application (oz)	Maximum Number of Sequential Applications	Maximum Number of Applications per Season	Maximum Rate per Acre per Season (oz)	Livestock Grazing or Feeding Restriction
Canola	35	4.0 (0.125 lb ai/A)	1	1	4.0 (0.125 lb ai/A)	No
Peanut	14	4.0 (0.125 lb ai/A)	4	4	16 (0.500 lb ai/A)	Yes
Pistachio	25	4.0 (0.125 lb ai/A)	2	4	16 (0.500 lb ai/A)	Not Applicable
Stone Fruits: Apricot Cherry Nectarine Peach Plum	14	4.0 (0.125 lb ai/A)	2	3	12 (0.375 lb ai/A)	Not Applicable
Tree Nuts: Almond Filbert Pecan Walnut	25	3.5 (0.11 lb ai/A)	2	4	14 (0.438 lb ai/A)	Not Applicable



**CROP SPECIFIC DIRECTIONS, RESTRICTIONS AND LIMITATIONS - CANOLA**

Canola					
Diseases	Application Rates		When to Apply	Special Use Instructions	Use Restrictions
	oz/A	GPA			
White Mold/ Sclerotinia Stem Rot ( <i>Sclerotinia sclerotiorum</i> )	2.0 to 4.0 (0.0625 to 0.125 lb ai/A)	10 to 20  Aerial: Minimum 5 GPA	Make application between 20% and 50% bloom.	<i>Metconazole</i> 50 WDG should be used as a part of an Integrated Pest Management (IPM) program.  Apply as a foliar spray in sufficient water to obtain thorough coverage of the plant.  Under high disease pressure, use the application rate of 4 oz/A	<ul style="list-style-type: none"> <li>Do not apply within 35 days of harvest.</li> <li>Do not apply more than 4 oz/A per season.</li> <li>Do not apply more than one application per season.</li> </ul>

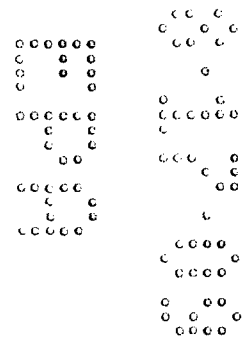
**CROP SPECIFIC DIRECTIONS, RESTRICTIONS AND LIMITATIONS - PEANUT**

Peanut					
Diseases	Application Rates		When to Apply	Special Use Instructions	Use Restrictions
	oz/A	GPA			
Leaf spot - Early ( <i>Cercospora arachidicola</i> )	1.75 to 2.5 (0.054 to 0.08 lb ai/A)	10 to 20  Aerial: Minimum 5 GPA	Schedule: Apply <i>Metconazole</i> 50 WDG in applications 1, 2, 6 and 7 on a 14 day schedule. Applications 3, 4 and 5 should target leaf spot and rust with a non- group 3 fungicide.	For optimal control of leaf spot and rust, <i>Metconazole</i> 50 WDG should be tank mixed with a non-ionic surfactant.  Apply as a foliar spray in sufficient water to obtain thorough coverage of the plant.	<ul style="list-style-type: none"> <li>Do not apply within 14 days of harvest.</li> <li>Do not apply more than 16 oz/A per season.</li> <li>Do not harvest peanut straws for livestock feed.</li> </ul>
Leaf Spot - Late ( <i>Cercosporidium personatum</i> )					
Rust ( <i>Puccinia arachidis</i> )					
Stem Rot/Southern Blight ( <i>Sclerotium rolfsii</i> )	2.5 to 4.0 (0.08 to 0.125 lb ai/A)	15 to 20  Aerial: Minimum 5 GPA	Make applications on a 14 day schedule. Apply <i>Metconazole</i> 50 WDG in applications 3, 4, 5 and 6. Tank mix <i>Headline</i> ® with <i>Metconazole</i> 50 WDG in applications 4 and 6 for resistance management.  Make applications on a 14 day schedule. Applications 1, 2 and 7 should target leaf spot with a non-group 3 fungicide such as <i>chlorothalonil</i> .	Under high disease pressure the higher rate should be used	

**CROP SPECIFIC DIRECTIONS, RESTRICTIONS AND LIMITATIONS – STONE FRUIT**

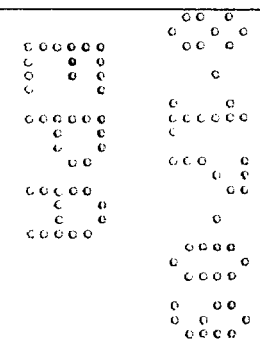
Cherry (Sweet and Tart)					
Diseases	Application Rates		When to Apply	Special Use Instructions	Use Restrictions
	oz/A	GPA			
Brown Rot Blossom Blight ( <i>Monilinia</i> spp.)	2.5 to 3.5 (0.08 to 0.11 lb ai/A)	100 to 400  Aerial: Minimum 20 GPA	Begin applications at green tip. If conditions are favorable for disease development, make additional applications at full bloom and at petal fall.	<i>Metconazole</i> 50 WDG should be used as part of an Integrated Pest Management (IPM) program.	<ul style="list-style-type: none"> <li>Do not apply within 14 days of harvest.</li> <li>Do not make more than 2 applications after petal fall.</li> <li>Do not make more than 3 applications per season.</li> <li>Do not apply more than 12 oz/A per season.</li> </ul>
Cherry Leaf Spot ( <i>Blumeriella jaapii</i> ) - excluding pathogen types resistant to group 3 fungicides	4.0 (0.125 lb ai/A)				
Fruit Brown Rot ( <i>Monilinia</i> spp.)	2.5 to 4.0 (0.08 to 0.125 lb ai/A)		Make application 14 to 21 days prior to harvest.	Under high disease pressure the higher rate and shorter spray intervals should be used.	
Powdery Mildew ( <i>Podosphaera clandestina</i> )	3.5 to 4.0 (0.11 to 0.125 lb ai/A)		Following brown rot/blossom blight schedule, make additional applications on a 10 to 14 day interval until terminal growth ceases. Application can be made after harvest.		

continued



**CROP SPECIFIC DIRECTIONS, RESTRICTIONS AND LIMITATIONS – STONE FRUIT (continued)**

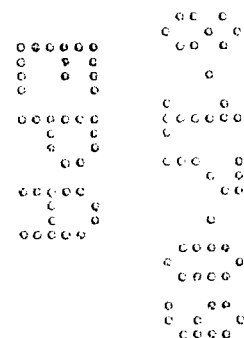
Apricot, Nectarine and Peach					
Diseases	Application Rates		When to Apply	Special Use Instructions	Use Restrictions
	oz/A	GPA			
Brown Rot Blossom Blight ( <i>Monilinia</i> spp.)	2.5 to 3.5 (0.08 to 0.11 lb ai/A)	100 to 400  Aerial: Minimum 20 GPA	Begin applications at early pink bud stage before infection occurs. If conditions are favorable for disease development, make additional applications at full bloom and at petal fall.	<i>Metconazole</i> 50 WDG should be used as part of an Integrated Pest Management (IPM) program.  Apply as a foliar spray in sufficient water to obtain thorough coverage of blossoms, foliage and/or fruit.	<ul style="list-style-type: none"> <li>Do not apply within 14 days of harvest.</li> <li>Do not make more than 2 applications after petal fall.</li> <li>Do not make more than 3 applications per season.</li> <li>Do not apply more than 12 oz/A per season.</li> </ul>
Fruit Brown Rot ( <i>Monilinia</i> spp.)	2.5 to 4.0 (0.08 to 0.125 lb ai/A)		Make application 14 to 21 days prior to harvest.	Under high disease pressure the higher rate and shorter spray intervals should be used.	
Scab ( <i>Cladosporium carpophilum</i> )	2.5 to 3.5 (0.08 to 0.11 lb ai/A)		Begin application when bud tissue is susceptible to disease development (i.e., pink, white or red bud). If conditions are favorable for disease development, make a second application at full bloom or at petal fall.		
Plum					
Disease	Application Rates		When to Apply	Special Use Instructions	Use Restrictions
	oz/A	GPA			
Brown Rot Blossom Blight ( <i>Monilinia</i> spp.)	2.5 to 3.5 (0.08 to 0.11 lb ai/A)	100 to 400  Aerial: Minimum 20 GPA	Begin applications at green tip. If conditions are favorable for disease development, make additional applications at full bloom and at petal fall.	<i>Metconazole</i> 50 WDG should be used as part of an Integrated Pest Management (IPM) program.  Apply as a foliar spray in sufficient water to obtain thorough coverage of blossoms, foliage and/or fruit.	<ul style="list-style-type: none"> <li>Do not apply within 14 days of harvest.</li> <li>Do not make more than 2 applications after petal fall.</li> <li>Do not make more than 3 applications per season.</li> <li>Do not apply more than 12 oz/A per season.</li> <li>Do not apply <i>Metconazole</i> 50 WDG to "Stanley" type plums.</li> </ul>
Powdery Mildew ( <i>Podosphaera</i> spp.)	3.5 to 4.0 (0.11 to 0.125 lb ai/A)		Following brown rot/blossom blight schedule, make additional applications on a 10 to 14 day interval until terminal growth ceases.	Under high disease pressure the higher rate and shorter spray intervals should be used.	



**CROP SPECIFIC DIRECTIONS, RESTRICTIONS AND LIMITATIONS – TREE NUTS**

Almond and Walnut					
Diseases	Application Rates		When to Apply	Special Use Instructions	Use Restrictions
	oz/A	GPA			
Alternaria Leaf Spot ( <i>Alternaria alternata</i> )	2.5 to 3.5 (0.08 to 0.11 lb ai/A)	100 to 400  Aerial: Minimum 20 GPA	If monitoring indicates the presence of Alternaria Leaf Spot, begin late spring treatments about mid-April. In orchards with a history of the disease, treat in mid- to late- April and 2 to 3 weeks later.	<i>Metconazole</i> 50 WDG should be used as part of an Integrated Pest Management (IPM) program.  Apply as a foliar spray in sufficient water to obtain thorough coverage of blossoms, foliage and/or fruit.	<ul style="list-style-type: none"> <li>Do not apply within 25 days of harvest</li> <li>Do not make more than 2 applications after petal fall.</li> <li>Do not make more than 4 applications per season.</li> <li>Do not apply more than 14 oz/A per season.</li> </ul>
Brown Rot Blossom Blight ( <i>Monilinia laxa</i> )	2.5 to 3.5 (0.08 to 0.11 lb ai/A)		Begin applications at pink bud (approximately 5% bloom). If conditions are favorable for disease development, make additional applications at full bloom and at petal fall.		
Scab ( <i>Cladosporium carpophilum</i> )	2.5 to 3.5 (0.08 to 0.11 lb ai/A)		Begin applications prior to disease development and continue at a 7 to 14 day interval throughout the season.		
Shot Hole ( <i>Wilsonomyces carpophilus</i> )	2.5 (0.08 lb ai/A)		If fungal fruiting structures are present in leaf lesions in fall, an application should be made the following spring at petal fall.  Continue applications at a 10 to 14 day interval as long as conditions are conducive to disease development.		

continued





**CROP SPECIFIC DIRECTIONS, RESTRICTIONS AND LIMITATIONS – TREE NUTS (continued)**

<b>Filbert</b>					
<b>Diseases</b>	<b>Application Rates</b>		<b>When to Apply</b>	<b>Special Use Instructions</b>	<b>Use Restrictions</b>
	<b>oz/A</b>	<b>GPA</b>			
Eastern Filbert Blight ( <i>Anisogramma anomala</i> )	3.5 (0.11 lb ai/A)	100 to 400  Aerial: Minimum 20 GPA	Begin applications starting at bud swell to bud break and continue at 14 day intervals until early May.  <i>Metconazole</i> 50 WDG is most effective when applied and allowed to dry before a rainfall.	<i>Metconazole</i> 50 WDG should be used as part of an Integrated Pest Management program (IPM).  Apply as a foliar spray in sufficient water to obtain thorough coverage of all branches. Alternate row applications are not recommended.  Under conditions which favor disease development, shorten spray interval to 10 days.	<ul style="list-style-type: none"> <li>Do not apply within 25 days of harvest</li> <li>Do not make more than 2 sequential <i>Metconazole</i> 50 WDG applications before switching to a non-group 3 fungicide for resistance management.</li> <li>Do not make more than 4 applications per season.</li> <li>Do not apply more than 14 oz/A per season.</li> </ul>
<b>Pecan</b>					
<b>Diseases</b>	<b>Application Rates</b>		<b>When to Apply</b>	<b>Special Use Instructions</b>	<b>Use Restrictions</b>
	<b>oz/A</b>	<b>GPA</b>			
Scab ( <i>Cladosporium caryigenum</i> )	2.5 to 3.5 (0.08 to 0.11 lb ai/A)	100 to 400  Aerial: Minimum 20 GPA	Begin applications when leaves reach one-half mature size.  Continue to make scab applications if scab model predicts need.	<i>Metconazole</i> 50 WDG should be used as part of an Integrated Pest Management program (IPM).  Apply as a foliar spray in sufficient water to obtain thorough coverage of blossoms, foliage and/or fruit.  Under severe disease conditions the higher rate should be used.	<ul style="list-style-type: none"> <li>Do not apply within 25 days of harvest</li> <li>Do not make more than 2 applications after petal fall.</li> <li>Do not make more than 4 applications per season.</li> <li>Do not apply more than 14 oz/A per season.</li> </ul>
<b>Pistachio</b>					
<b>Disease</b>	<b>Application Rates</b>		<b>When to Apply</b>	<b>Special Use Instructions</b>	<b>Use Restrictions</b>
	<b>oz/A</b>	<b>GPA</b>			
Panicle and Shoot Blight ( <i>Botryosphaeria dothidea</i> )	4.0 (0.125 lb ai/A)	100 to 400  Aerial: Minimum 20 GPA	Apply at 2 to 3 week intervals beginning at late May to early June	<i>Metconazole</i> 50 WDG should be used as part of an Integrated Pest Management program (IPM).  Apply as a foliar spray in sufficient water to obtain thorough coverage of blossoms, foliage and/or fruit.	<ul style="list-style-type: none"> <li>Do not apply within 25 days of harvest</li> <li>Do not make more than 2 applications after petal fall.</li> <li>Do not make more than 4 applications per season.</li> <li>Do not apply more than 16 oz/A per season.</li> </ul>

## STORAGE AND DISPOSAL

Do not contaminate water, food or feed by storage, disposal or cleaning of equipment.

### PESTICIDE STORAGE

Store in a cool dry place.

Keep pesticide in original container.

Keep container closed when not in use.

Do not put dilute into food or drink containers.

Do not store in or around the home.

For help with any spill, leak, fire or exposure involving this material, call day or night 1-800-892-0099.

### PESTICIDE DISPOSAL

Waste resulting from the use of this product may be disposed of on site or at an approved waste disposal facility.

### CONTAINER DISPOSAL

Nonrefillable container. Do not reuse or refill this container. Offer for recycling, if available. Clean container promptly after emptying. Triple rinse as follows: Empty the remaining contents into application equipment or a mix tank and drain for 10 seconds after the flow begins to drip. Fill the container 1/4 full with water and recap. Shake for 10 seconds. Pour rinsate into application equipment or a mix tank or store rinsate for later use or disposal. Drain for 10 seconds after the flow begins to drip. Repeat this procedure two more times.

Copyright © 2009 by Valent U.S.A. Corporation

Folicur is a registered trademark of Bayer

Headline is a registered trademark of BASF

Nova is a registered trademark of Dow AgroSciences LLC

Procure is a registered trademark of Chemtura Corporation

Tilt is a registered trademark of Syngenta

Manufactured for:

**Valent U.S.A. Corporation**

P.O. Box 8025

Walnut Creek, CA 94596-8025

www.valent.com

Made in U.S.A.

EPA Reg. No. 59639-147

EPA Est. No.

059639-00147.20090814.MET50WDG.NOTIF

