

59639-141

5/5/2014

1/15



UNITED STATES ENVIRONMENTAL PROTECTION AGENCY  
WASHINGTON, D.C. 20460

OFFICE OF CHEMICAL SAFETY  
AND POLLUTION PREVENTION

Linda Obrestad  
Valent, USA, Corporation  
1101 14<sup>th</sup> St., NW, Suite 1050  
Washington, DC 20005

MAY 5 - 2014

SUBJECT: Label Amendment  
V-10161 VPP Fungicide  
EPA Reg. No. 59639-141; Decision No. 488057  
Your Submission Dated February 14, 2014

Dear Ms. Obrestad:

The master labeling referred to above, submitted in connection with registration under the Federal Insecticide, Fungicide and Rodenticide Act (FIFRA) as amended, to clarify ornamental drench rates have been reviewed and found to be acceptable under FIFRA 3(c)(5).

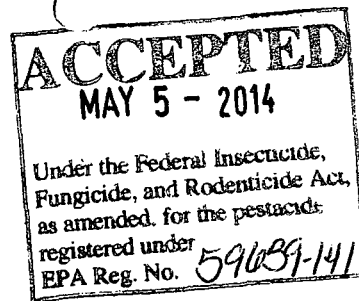
Enclosed please find a copy of the label stamped "Accepted."

If you have any questions regarding this correspondence, contact Rose Kearns of my staff by phone at 703-305-5611 or via email at [kearns.rosemary@epa.gov](mailto:kearns.rosemary@epa.gov) or myself at 703-308-9443 or via email at [kish.tony@epa.gov](mailto:kish.tony@epa.gov).

Sincerely,

A handwritten signature in cursive script that reads "Rose Kearns".

Tony Kish  
Product Manager 22  
Fungicide Branch  
Registration Division (7504P)



2/15

[Bracketed information is optional]

GROUP 43 FUNGICIDE

# V-10161 VPP Fungicide

**TURFGRASS & ORNAMENTAL FUNGICIDE  
FOR CONTROL OF PYTHIUM AND PHYTOPHTHORA DISEASES  
FOR CONTROL OF OOMYCETE DISEASES  
FOR DISEASE CONTROL IN ORNAMENTAL PLANTS  
FOR PYTHIUM CONTROL IN TURFGRASS  
FOR CONTROL OF PYTHIUM, PHYTOPHTHORA AND DOWNY MILDEW  
IN ORNAMENTAL PLANTS**

Active Ingredient	By Wt.
*Fluopicolide.....	39.5%
Other Ingredients .....	<u>60.5%</u>
Total .....	100.0%

\*2,6-dichloro-N-[[3-chloro-5-(trifluoromethyl)-2-pyridinyl]methyl]benzamide

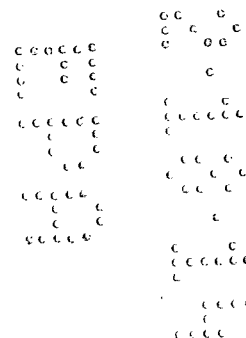
V-10161 VPP is an aqueous flowable fungicide containing 4 lbs. active ingredient per gallon.

**KEEP OUT OF REACH OF CHILDREN**

**CAUTION**

SEE NEXT PAGE FOR ADDITIONAL PRECAUTIONARY STATEMENTS.

NET CONTENT \_\_\_\_



# PRECAUTIONARY STATEMENTS HAZARDS TO HUMANS & DOMESTIC ANIMALS CAUTION

Harmful if swallowed, inhaled or absorbed through skin. Causes moderate eye irritation. Avoid contact with skin, eyes or clothing. Wash thoroughly with soap and water after handling and before eating, drinking, chewing gum or using tobacco. Wear long-sleeved shirt and long pants, socks, shoes and gloves. Remove and wash contaminated clothing before reuse. Avoid breathing vapor or spray mist.

## FIRST AID

- If on skin or clothing:**
  - Take off contaminated clothing.
  - Rinse skin immediately with plenty of water for 15-20 minutes.
  - Call a poison control center or doctor for further treatment advice
- If inhaled:**
  - Move person to fresh air.
  - If person is not breathing, call 911 or an ambulance, then give artificial respiration, preferably by mouth-to-mouth, if possible.
  - Call a poison control center or doctor for further treatment advice.
- If swallowed:**
  - Call a poison control center or doctor immediately for treatment advice.
  - Have person sip a glass of water if able to swallow.
  - Do not induce vomiting unless told to do so by the poison control center or doctor.
  - Do not give anything by mouth to an unconscious person.
- If in eyes:**
  - Hold eye open and rinse slowly and gently with water for 15-20 minutes.
  - Remove contact lenses, if present, after the first 5 minutes, then continue rinsing eye.
  - Call a poison control center or doctor for treatment advice.

## HOT LINE NUMBER

Have the product container or label with you when calling a poison control center or doctor, or going for treatment. You may also contact **800-892-0099** for emergency medical treatment information.

## PERSONAL PROTECTIVE EQUIPMENT (PPE)

Some of the materials that are chemical-resistant to this product are listed below. If you want more options, follow the instructions for category A on an EPA chemical-resistance category selection chart.

**Applicators and other handlers must wear:** long-sleeved shirt and long pants, chemical-resistant gloves made of any waterproof material such as natural rubber  $\geq$  14 mils, socks and shoes.

## USER SAFETY RECOMMENDATIONS

Users should:

- Wash hands before eating, drinking, chewing gum, using tobacco or using the toilet.
- Remove clothing immediately if pesticide gets inside. Then wash thoroughly and put on clean clothing.
- Remove PPE immediately after handling this product. Wash the outside of gloves before removing. As soon as possible, wash thoroughly and change into clean clothing.

### ENVIRONMENTAL HAZARDS

This pesticide is toxic to fish and aquatic invertebrates. Do not apply directly to water, or to areas where surface water is present or to intertidal areas below the mean high water mark. Drift and runoff from treated areas may be hazardous to aquatic organisms in water adjacent to treated areas. Do not contaminate water by disposing of equipment washwaters or rinsate.

### DIRECTIONS FOR USE

It is a violation of Federal law to use this product in a manner inconsistent with its labeling.

**READ ENTIRE LABEL. USE STRICTLY IN ACCORDANCE WITH PRECAUTIONARY STATEMENTS AND DIRECTIONS, AND WITH APPLICABLE STATE AND FEDERAL REGULATIONS.**

Do not apply this product in a way that will contact workers or other persons, either directly or through drift. Only protected handlers may be in the area during application. For any requirements specific to your State or Tribe, consult the agency responsible for pesticide regulation.

#### AGRICULTURAL USE REQUIREMENTS

Use this product only in accordance with its labeling and with the Worker Protection Standard, 40 CFR part 170. This Standard contains requirements for the protection of agricultural workers on farms, forests, nurseries, and greenhouses and handlers of agricultural pesticides. It contains requirements for training, decontamination, notification and emergency assistance. It also contains specific instructions and exceptions pertaining to the statements on this label about personal protective equipment (PPE) and restricted-entry interval. The requirements in this box only apply to uses of this product that are covered by the Worker Protection Standard.

Do not enter or allow worker entry into treated areas during the restricted-entry interval (REI) of 12 hours.

PPE required for early entry to treated areas that is permitted under the Worker Protection Standard and that involves contact with anything that has been treated, such as plants, soil or water, is: coveralls, chemical resistant gloves made of any waterproof material such as natural rubber ≥ 14 mils, socks and shoes.

#### NON-AGRICULTURAL USE REQUIREMENTS

The requirements in this box apply to uses of this product that are **NOT** within the scope of the Worker Protection Standard for agricultural pesticides (40 CFR Part 170). The WPS applies when this product is used to produce agricultural plants on farms, forests, nurseries, greenhouses or sod farms.

Keep all unprotected persons out of operating areas or vicinity where there may be drift. Do not enter treated areas without protective clothing until sprays have dried.

5/15

**DISCLAIMER, RISKS OF USING THIS PRODUCT,  
LIMITED WARRANTY  
AND LIMITATION OF LIABILITY**

**IMPORTANT:** Read the entire Label including this Disclaimer, Risks of Using this Product, Limited Warranty, and Limitation of Liability before using this product. If the terms are not acceptable THEN DO NOT USE THE PRODUCT; rather, return the unopened product within 15 days of purchase for a refund of the purchase price.

**RISKS OF USING THIS PRODUCT**

The Buyer and User (referred to collectively herein as "Buyer") of this product should be aware that there are inherent unintended risks associated with the use of this product which are impossible to eliminate. These risks include, but are not limited to, injury to plants and crops to which this product is applied, lack of control of the target pests or weeds, resistance of the target pest or weeds to this product, injury caused by drift, and injury to rotational crops caused by carryover in the soil. Such risks of crop injury, non-performance, resistance or other unintended consequences are unavoidable and may result because of such factors as weather, soil conditions, disease, moisture conditions, irrigation practices, condition of the crop at the time of application, presence of other materials either applied in the tank mix with this product or prior to application of this product, cultural practices or the manner of use or application, (or a combination of such factors) all of which are factors beyond the control of Valent. The Buyer should be aware that these inherent unintended risks may reduce the harvested yield of the crop in all or a portion of the treated acreage, or otherwise affect the crop such that additional care, treatment and expense are required to take the crop to harvest. If the Buyer chooses not to accept these risks, THEN THIS PRODUCT SHOULD NOT BE APPLIED. By applying this product Buyer acknowledges and accepts these inherent unintended risks AND TO THE EXTENT CONSISTENT WITH APPLICABLE LAW AGREES THAT ALL SUCH RISKS ASSOCIATED WITH THE APPLICATION AND USE ARE ASSUMED BY THE BUYER.

Valent shall not be responsible for losses or damages (including, but not limited to, loss of yield, increased expenses of farming the crop or such incidental, consequential or special damages that may be claimed) resulting from use of this product in any manner not set forth on the label. Buyer assumes all risks associated with the use of this product in any manner or under conditions not specifically directed or approved on the label.

**LIMITED WARRANTY**

Valent warrants only that this product conforms to the chemical description on the label and is reasonably fit for the purposes stated in the label, under average use conditions, when used strictly in accordance with the label and subject to the Risks of Using This Product as described above. EXCEPT AS SET FORTH ABOVE, VALENT MAKES NO OTHER WARRANTIES, EITHER EXPRESSED OR IMPLIED. No agent or representative of Valent or Seller is authorized to make or create any other express or implied warranty.

**LIMITATION OF LIABILITY**

To the extent consistent with applicable law Valent or Seller is not liable for any incidental, consequential, indirect or special damages resulting from the use or handling of this product. The limitation includes, but is not limited to, loss of yield on all or any portion of the treated acreage, increased care, treatment or other expenses required to take the crop to harvest, increased finance charges or altered finance ratings, emotional or mental distress and/or exemplary damages. TO THE EXTENT CONSISTENT WITH APPLICABLE LAW, THE EXCLUSIVE REMEDY OF THE BUYER, AND THE EXCLUSIVE MAXIMUM LIABILITY OF VALENT OR SELLER FOR ANY AND ALL CLAIMS, LOSSES, INJURIES OR DAMAGES (INCLUDING CLAIMS BASED ON BREACH OF WARRANTY, CONTRACT, NEGLIGENCE, TORT, STRICT LIABILITY OR OTHERWISE) RESULTING FROM THE USE OR HANDLING OF THIS PRODUCT SHALL BE THE RETURN OF THE PURCHASE PRICE OF THIS PRODUCT OR, AT THE ELECTION OF VALENT OR SELLER, THE REPLACEMENT OF THE PRODUCT.

**PROMPT NOTICE OF CLAIM**

Valent must be provided notice as soon as Buyer has reason to believe it may have a claim, but in no event later than twenty-one days from date of planting, or twenty-one days from the date of application, whichever is later, so that an immediate inspection of the affected property and growing crops can be made.

If Buyer does not notify Valent of any claims, in such period, it shall be barred from obtaining any remedy.

**NO AMENDMENTS**

Valent and Seller offer this product, and Buyer accepts it, subject to the foregoing Disclaimer, Risks of Using this Product, Limited Warranty and Limitation of Liability, which may not be modified by any oral or written agreement.

**TANK MIXES**

**NOTICE:** Tank mixing or use of this product with any other product which is not specifically and expressly authorized by the label shall be the exclusive risk of user, applicator and/or application advisor, consistent with applicable law.

Read and follow the entire label of each product to be used in the tank mix with this product.

---

## GENERAL INFORMATION

---

V-10161 VPP fungicide is formulated as a 4 lb ai/gal suspendable concentrate (SC). The active ingredient in V-10161 VPP is fluopicolide, which exhibits protective, curative, eradivative and antispore activity. Fluopicolide is locally systemic, translaminar and also moves systemically through xylem tissue.

V-10161 VPP may be used for disease control in turfgrass on golf courses, lawns and landscape areas around residential, institutional, public, commercial and industrial buildings, parks, recreational areas, athletic fields and sod farms.

V-10161 VPP is most effective when applied in a regularly scheduled spray program and used in combination or rotation with other effective fungicides that have a different mode of action (i.e., non group 43 fungicides).

### GENERAL RESTRICTIONS AND LIMITATIONS

V-10161 VPP must be tank mixed for resistance management, with another product that is registered for use against the diseases listed on this label. V-10161 VPP must be mixed with products containing one of the following active ingredients or other products registered for use against the target disease:

- chlorothalonil
- mancozeb
- propamocarb
- azoxystrobin
- fosetyl-AI
- mefenoxam
- metalaxyl
- etridiazole

### MODE OF ACTION

V-10161 VPP is active against oomycetes. It exhibits the typical mode of action of specific systemic fungicides against oomycete fungi affecting several steps in the reproduction cycle.

Biochemical studies have shown that fluopicolide has an effect on spectrin-like proteins, believed to play a role in maintaining the membrane stability in ascomycete fungi or oomycetes, especially during hyphal tip extension. Microscopy studies demonstrate that fluopicolide induces a quick redistribution of these proteins from the membrane to the cytoplasm in both hyphae and zoospores.

### RESISTANCE MANAGEMENT

V-10161 VPP contains fluopicolide an acylpicolide fungicide (Group 43). The target site of action of group 43 fungicides is specific, but the detailed, biochemical mode of action is not known. Fungal isolates with acquired resistance to fluopicolide may eventually dominate the fungal population if fluopicolide is used repeatedly, not rotated or not combined with other modes of action. Repeated use may result in partial or total loss of control of these pathogens by fluopicolide. To maintain the performance of V-10161 VPP, do not exceed the labeled number of sequential or seasonal applications listed in the "Directions for Use". Adhere to the label instructions regarding the consecutive use of V-10161 VPP. The following recommendations will delay the development of fungicide resistance:

- **Tank mixtures:** V-10161 VPP must be used in tank mixtures with fungicides from different target site of action groups that are registered for the same use and that are effective against the target pathogen(s) of concern. Valent recommends using at least the minimum labeled rates of each fungicide in the tank mix.

- **Integrated Pest Management (IPM):** V-10161 VPP must be integrated into an overall disease and pest management program. Follow cultural practices known to reduce disease development. Consult your local extension specialist, certified crop advisor and/or Valent representative for additional IPM strategies established for your area. V-10161 VPP may be used in Agricultural Extension advisory (disease forecasting) programs that recommend application timing based on environmental factors favorable for disease development.
- **Monitoring:** Monitor efficacy of all fungicides used in the disease management program against the targeted pathogen and record other factors that may influence fungicide performance and/or disease development.
- **Reporting:** If a Group 43 target site fungicide appears to be less effective or no longer effective against a pathogen that it previously controlled or suppressed, contact a Valent representative, local extension specialist or certified crop advisor to assist in determining the cause of reduced performance.

**RAINFASTNESS**

Foliar sprays are rainfast 2 hours after application. Do not apply for foliar disease control if measurable rain is expected within 2 hours of application or foliar disease control may be reduced.

**JAR TEST TO DETERMINE COMPATIBILITY OF ADJUVANTS AND V-10161 VPP**

A jar test should be performed before mixing commercial quantities of V-10161 VPP, when using V-10161 VPP for the first time, or when a new water source is being used.

1. Add 1 pt of water to a quart jar. The water should be from the same source and temperature as which will be used in the spray tank mixing operation.
2. Add 2.5 ml (1/2 tsp) of V-10161 VPP to the quart jar, gently mix until product goes into suspension.
3. Place cap on jar, invert 10 times, let stand for 15 minutes, evaluate.
4. An ideal tank mix combination will be uniform and free of suspended particles. If any of the following conditions are observed the choice of adjuvant should be questioned:
  - a) Layer of oil or globules on the mixture's surface.
  - b) Flocculation: fine particles in suspension or as a layer on the bottom of the jar.
  - c) Clabbering: thickening texture (coagulated) like gelatin.

**SPRAYER PREPARATION**

Before applying V-10161 VPP, start with clean, well maintained application equipment. The spray tank, hoses and booms must be cleaned to ensure no residue from the previous spraying operation remains in the sprayer. The spray equipment must be cleaned according to the manufacturer's directions for the last product used before the equipment is used to apply V-10161 VPP. If two or more products were tank mixed prior to V-10161 VPP application, the most restrictive cleanup procedure should be followed.

**MIXING INSTRUCTIONS**

1. Fill clean spray tank 1/2 to 2/3 of desired level with clean water.
2. While agitating, slowly add the V-10161 VPP to the spray tank. Agitation should create a rippling or rolling action on the water surface.
3. When tank mixing V-10161 VPP with other labeled pesticides, add water soluble packets first, followed by dry formulations, flowables, emulsifiable concentrates and then solutions.
4. Add any required adjuvants.
5. Fill spray tank to desired level with water. Agitation should continue until all spray solution has been applied.

**SPRAYER CLEANUP**

Spray equipment must be cleaned following application of V-10161 VPP. After V-10161 VPP is applied, the following steps must be used to clean the spray equipment:

1. Completely drain the spray tank, rinse the sprayer thoroughly, including the inside and outside of the tank and all in-line screens.
2. Fill the spray tank with clean water and flush all hoses, booms, screens and nozzles.
3. Drain tank completely.
4. Remove all nozzles and screens and rinse them in clean water.
5. The rinsate solution may be applied to the turf and ornamentals as recommended on this label. Do not exceed the maximum labeled use rate. If cleaners are used, consult the cleaner label for disposal instructions. If no instructions are given, dispose of rinsate at an approved waste disposal facility.

**APPLICATION EQUIPMENT**

Application equipment must be clean and in good repair. Nozzles should be frequently checked for accuracy.

**CARRIER VOLUME**

Apply V-10161 VPP in sufficient water to ensure thorough coverage of foliage and bloom. Thorough coverage is required for optimal disease control. For ground application to turfgrass, apply a minimum of 20 gallons of spray mixture per acre. Follow individual use site "Directions For Use" for appropriate spray volumes.

**Note to EPA Reviewer: This label and product will be marketed/used with two versions:**

**Version #1.** When marketed/used without chemigation for all crops the following restriction will be printed on the label, and the entire "Chemigation" section will not be present:

["Do not apply this product through any type of irrigation system."]

**Version #2.** When marketed with chemigation for all crops the entire "Chemigation" section will be present on the label but the restriction statement above will not be present.

**[CHEMIGATION**

V-10161 VPP may be applied through sprinkler irrigation systems. Follow all label recommendations regarding rates, timing of application, special instructions and precautions.

For chemigation to turfgrass sites, apply this product only through center pivot, solid set, hand move or moving wheel irrigation systems. Apply V-10161 VPP in 1/2 to 3/4 inches of water during the first sprinkler set.

For chemigation to ornamental sites apply this product only through microirrigation (individual spaghetti tube), drip irrigation, overhead irrigation or motorized calibrated irrigation equipment.

The system must be properly calibrated (with water only) to ensure that the amount of V-10161 VPP applied corresponds to the recommended rate.

Apply V-10161 VPP in 1/2 to 3/4 inches of water during the first sprinkler set. Allow time for all lines to flush the fungicide through all nozzles before turning off irrigation water. To ensure the lines are flushed and free of remaining fungicide, a dye indicator may be injected into the lines to mark the end of the application period.

If you have any questions about calibration, contact your State Extension Service Specialist, equipment manufacturer or other experts.

**Special Precautions for Chemigation**

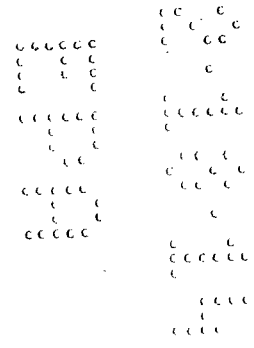
1. Do not connect an irrigation system (including greenhouse systems) used for pesticide application to a public water system unless the pesticide label-prescribed safety devices for public water systems are in place.



2. A person knowledgeable of the chemigation system and responsible for its operation or under the supervision of the responsible person, shall shut the system down and make necessary adjustments should the need arise.
3. The system must be free of leaks and clogged nozzles.
4. The pesticide must be supplied continuously for the duration of the aqueous application. An uneven application may cause injury to the crop or poor control.
5. Agitation must be maintained in the nurse tank.
6. The sprinkler chemigation system must contain a functional check valve, vacuum relief valve and low pressure drain appropriately located on the irrigation pipeline to prevent water source contamination from backflow.
7. The pesticide injection pipeline must contain a functional, automatic, quick closing check valve to prevent the flow of fluid back toward the injection pump.
8. The pesticide injection pipeline must contain a functional, normally closed, solenoid operated valve located on the intake side of the injection pump and connected to the system interlock to prevent fluid from being withdrawn from the supply tank when the irrigation system is either automatically or manually shut down.
9. The system must contain functional interlocking controls to automatically shut off the pesticide injection pump when the water pump motor stops, or in the case where there is no water pump, when the water pressure decreases to the point where pesticide distribution is adversely affected.
10. The irrigation line or water pump must include a functional pressure switch, which will stop the water pump motor when the water pressure decreases to the point where pesticide distribution is adversely affected.
11. Systems must use a metering pump, such as a positive displacement injection pump (e.g., diaphragm pump), effectively designed and constructed of materials that are compatible with the pesticides and capable of being fitted with a system interlock.
12. Do not apply when wind speed favors drift beyond the area intended for treatment.

**Chemigation Systems Connected to Public Water Systems**

1. Public water system means a system for the provision to the public of piped water for human consumption, if such a system has at least 15 service connections or regularly serves an average of at least 25 individuals daily at least 60 days out of the year.
2. Chemigation systems connected to the public water system must contain a functional, reduced pressure zone (RPZ), backflow preventer or the functional equivalent in the water supply line upstream from the point of pesticide introduction. As an option to the RPZ, the water from the public water system should be discharged into a reservoir tank prior to pesticide introduction. There shall be a complete physical break (air gap) between the outlet end of the fill pipe and the top overflow rim of the reservoir tank of at least twice the inside diameter of the fill pipe.
3. All chemigation systems connected to the public water system must also follow restrictions listed in the preceding section titled "Special Precautions for Chemigation".]



## TURFGRASS

V-10161 VPP prevents and controls damping off, root rot and stem diseases caused by pythium blight infesting turfgrass. Pythium blight is sometimes referred to as greasy spot or cottony blight and is in a group of fungi known as water molds. This disease is common in turfgrass areas with poor soil drainage and a wet turfgrass canopy. High humidity and high temperatures provide an ideal environment for development of pythium blight. Pythium blight occurs in all cool season grasses, but is especially prevalent in creeping bentgrass, annual bluegrass and perennial ryegrass.

**Table 1. DIRECTIONS FOR USE ON TURFGRASS**

Turfgrass	Diseases	Application Rate	Special Instructions
<b>Established and Overseeded Turfgrass:</b>  Golf Course Turf Recreational Turf (lawns and landscape areas around athletic fields and parks) Residential Turf Commercial Turf (lawns and landscape areas around commercial, institutional, public and industrial buildings) Sod Farms	Pythium Blight Pythium Damping Off	0.2 fl oz per 1000 sq ft  (8.7 fl oz/A)	Do not apply more than a total of 0.4 fl oz per 1000 sq ft per year (0.54 lb ai/A per year).  Apply in a minimum volume of 2 gals per 1000 sq ft  V-10161 VPP must be tank mixed with another labeled fungicide that has a different mode of action.  <b>Overseeded Turf:</b> Apply soon after seed germination to prevent pythium damping off.  <b>Established Turf:</b> Apply when conditions favor disease development. Favorable conditions include high temperatures and high humidity.  If necessary, make an additional application on a 14 day interval.

---

## ORNAMENTAL PLANTS

---

V-10161 VPP prevents water mold, root rot, stem rot, crown rot and damping off caused by oomycete diseases in ornamental plants. V-10161 VPP is mixed with water and applied as a soil drench at the time of seeding or transplanting.

V-10161 VPP may be used on container, bench, or bed grown ornamentals in greenhouses, lathhouses, shadehouses or outdoor nurseries, on conifers including Christmas trees and on ornamentals grown in outdoor landscapes.

### IMPORTANT

The large number of existing ornamental species and their varieties and cultivars coupled with the constant introduction of new varieties makes it impossible to field test V-10161 VPP in every locale where it is sold or in all of the combinations of location and plant varieties. Further differences include the soil or media type; pH; moisture or fertility; environmental conditions such as temperature, lighting or degree days; horticultural practice; the manner of use and application of this product. To ensure that V-10161 VPP is compatible with the ornamental plant variety or cultivar under your specific conditions, test on a limited scale and observe for phytotoxicity or other unintended effects for two weeks before making large scale applications.

V-10161 VPP has been evaluated on the plant species listed in Table 2, and may be applied as directed to these species. If a desired plant species is not listed, users should evaluate the safety of V-10161 VPP on a small number of plants under commercial growing conditions and monitor plant response for four to six weeks for phytotoxicity. Testing V-10161 VPP on a small number of plants will determine if it can be used safely on a widespread basis. V-10161 VPP has provided control of pathogens referenced in Table 2 and listed in Table 3.

cccccc  
c c c  
c c c  
c c c  
cccccc  
c c c  
c c c  
cccccc  
c c c  
c c c  
cccccc  
c c c  
c c c  
cccccc  
c c c  
c c c  
cccccc  
c c c  
c c c  
cccccc  
c c c  
c c c



13/15

**Table 3. DIRECTIONS FOR USE ON ORNAMENTAL PLANTS**

Ornamentals	Diseases	Product Rates	Special Instructions														
Bedding Plants Conifers Christmas Trees Flowering Plants Foliage Plants Ground Covers Non-Bearing Fruit Nut Trees Ornamentals Ornamental Trees Shrubs Vines	Downy Mildew Phytophthora Pythium Blight	1 to 4 fl oz per 100 gals	<p>Apply before disease development. Use the higher rate when treating plants with a high potential for disease development. If necessary, reapply after 14 to 28 days.</p> <p>For resistance management, V-10161 VPP must be tank mixed with the labeled rate of another labeled fungicide product that has a different mode of action.</p> <p>Do not apply more than two (2) applications of V-10161 VPP per cropping cycle.</p> <p><b>Sequential Application:</b> Do not apply sequentially, alternate with another fungicide registered for use on ornamentals.</p> <p><b>Foliar Application:</b> Use between 2 to 4 fl oz/100 gallons for foliar applications. 100 gallons of spray solution will treat approximately 20,000 sq ft of area. Apply the spray solution to all plant surfaces and to the point of runoff.</p> <p><b>Drench Application:</b> Use between 1 to 4 fl oz/100 gallons for drench applications. Use enough solution to wet the root zones of plants. Use the information below as a guide for drench application.</p> <p><b>Container grown plants:</b> Apply in volume as listed. For pot sizes other than those listed, adjust volume accordingly.<sup>1</sup></p> <table border="1" data-bbox="883 1346 1408 1602"> <thead> <tr> <th data-bbox="883 1346 1146 1409">Pot diameter</th> <th data-bbox="1146 1346 1408 1409">fl oz drench solution per pot</th> </tr> </thead> <tbody> <tr> <td data-bbox="883 1409 1146 1444">4</td> <td data-bbox="1146 1409 1408 1444">3</td> </tr> <tr> <td data-bbox="883 1444 1146 1480">5</td> <td data-bbox="1146 1444 1408 1480">4</td> </tr> <tr> <td data-bbox="883 1480 1146 1516">6</td> <td data-bbox="1146 1480 1408 1516">6</td> </tr> <tr> <td data-bbox="883 1516 1146 1551">8</td> <td data-bbox="1146 1516 1408 1551">10</td> </tr> <tr> <td data-bbox="883 1551 1146 1587">10</td> <td data-bbox="1146 1551 1408 1587">20</td> </tr> <tr> <td data-bbox="883 1587 1146 1602">12</td> <td data-bbox="1146 1587 1408 1602">30</td> </tr> </tbody> </table> <p><b>Plants grown in flats or beds:</b> Apply at a volume of 1 to 2 pints per square foot of soil surface (5 to 10 qts of solution per 10 sq ft).<sup>1</sup></p>	Pot diameter	fl oz drench solution per pot	4	3	5	4	6	6	8	10	10	20	12	30
Pot diameter	fl oz drench solution per pot																
4	3																
5	4																
6	6																
8	10																
10	20																
12	30																

continued

14/15

**Table 3. DIRECTIONS FOR USE ON ORNAMENTAL PLANTS** continued

†Not to exceed lb ai per application on a per acre basis indicated below

- For hand harvesting, thinning, pruning and pinching of cut flowers, a 6-day reentry interval following the last application of V-10161 VPP must be observed.
- Do not apply more than a total of 8.7 fl oz (0.27 lb ai) of V-10161 VPP per acre per application and 17.4 fl oz (0.54 lb ai) of V-10161 VPP per acre per year

NOTE: Since ornamental varieties are numerous, constantly changing and may react differently to V-10161 VPP and tank mixtures including V-10161 VPP, test on a small number of plants before making large scale applications.

**Table 4. RATE CONVERSION CHART**

Amount of V-10161 VPP (fl oz) per 100 gals	Amount of V-10161 VPP to add to water to achieve desired volume (fl oz) of spray or drench solution									
	1 gallon		5 gallons		10 gallons		25 gallons		50 gallons	
	fl oz	ml	fl oz	ml	fl oz	ml	fl oz	ml	fl oz	ml
1	0.01	0.3	0.05	1.5	0.1	3	0.25	7.5	0.5	15
2	0.02	0.6	0.1	3	0.2	6	0.5	15	1	30
4	0.04	1.2	0.2	6	0.4	12	1	30	2	60

For example, if the use rate is 2 fl oz of V-10161 VPP per 100 gallons, and the desired volume of finished solution is 25 gallons, mix 0.5 fl oz of V-10161 VPP in 25 gallons of water.

## STORAGE AND DISPOSAL

Do not contaminate water, food or feed by storage, disposal or cleaning of equipment.

### PESTICIDE STORAGE

Store in a cool dry place.

Keep pesticide in original container.

Keep container closed when not in use.

Do not put concentrate or dilute into food or drink containers.

Do not store at temperature below 32°F. If the product is exposed to temperatures below 32°F, thaw at 50°F or higher and shake gently to unify the product.

For help with any spill, leak, fire or exposure involving this material, call day or night 1-800-892-0099.

### PESTICIDE DISPOSAL

Waste resulting from the use of this product may be disposed of on site or at an approved waste disposal facility.

### CONTAINER HANDLING

Nonrefillable container. Do not reuse or refill this container. Clean container promptly after emptying. Triple rinse as follows: Empty the remaining contents into application equipment or a mix tank and drain for 10 seconds after the flow begins to drip. Fill the container 1/4 full with water and recap. Shake for 10 seconds. Pour rinsate into application equipment or a mix tank or store rinsate for later use or disposal. Drain for 10 seconds after the flow begins to drip. Repeat this procedure two more times. Then offer for recycling, if available or puncture and dispose of in a sanitary landfill, or by incineration, or if allowed by state and local authorities, by burning. If burned, stay out of smoke.

15/15

© 2014 Valent U.S.A. Corporation

Manufactured for:

**Valent U.S.A. Corporation**

P.O. Box 8025

Walnut Creek, CA 94596-8025

www.valentpro.com

Made in U.S.A.

EPA Reg. No. 59639-141

EPA Est. No. \_\_\_\_\_

059639-00141.20140214.V10161VPP.AMEND