

59639-141

11-4-2008

1/16



UNITED STATES ENVIRONMENTAL PROTECTION AGENCY  
WASHINGTON, D.C. 20460

OFFICE OF  
PREVENTION, PESTICIDES AND  
TOXIC SUBSTANCES

NOV 4 2008

Ms. Linda Obrestad  
Product Registration  
Valent U.S.A. Corporation  
1600 Riviera Ave., Suite 200  
Walnut Creek, CA 94596-8025

SUBJECT: Application for Pesticide Notification (PRN 98-10)  
Request Alternate Brand Name "Adorn Fungicide"  
EPA Reg. No. 59639-141  
Application Dated August 11, 2008

Dear Ms. Obrestad:

The Agency is in receipt of your Application for Pesticide Notification under Pesticide Registration Notice (PRN) 98-10 dated 08/11/08 for the above product. The Registration Division (RD) has conducted a review of this request for its applicability under PRN 98-10 and finds that the action(s) requested fall within the scope of PRN 98-10. The label submitted with the application has been stamped "Notification" and will be placed in our records.

If you have any questions, please call me directly at 703-305-6249 or Owen F. Beeder of my staff at 703-308-8899.

Sincerely,

A handwritten signature in black ink, appearing to read "Linda Arrington".

Linda Arrington  
Notifications & Minor Formulations Team Leader  
Registration Division (7505P)  
Office of Pesticide Programs

2/16



United States  
Environmental Protection Agency  
Washington, DC 20460

<input type="checkbox"/>	Registration
<input type="checkbox"/>	Amendment
<input checked="" type="checkbox"/>	Other

OPP Identifier Number

Application for Pesticide - Section I

1. Company/Product Number 59639-141	2. EPA Product Manager Mr. Tony Kish	3. Proposed Classification <input type="checkbox"/> None <input type="checkbox"/> Restricted
4. Company/Product (Name) V-10161 VPP Fungicide	PM# 22	
5. Name and Address of Applicant (Include ZIP Code) Valent U.S.A. Corporation 1600 Riviera Ave., Suite 200 Walnut Creek, CA 94596-8025 <input type="checkbox"/> Check if this is a new address	6. Expedited Review. In accordance with FIFRA Section 3(c)(3) (b)(i), my product is similar or identical in composition and labeling to: EPA Reg. No. _____ Product Name _____	

NOTIFICATION

NOV 4 2008

Section - II

<input type="checkbox"/> Amendment - Explain below.	<input type="checkbox"/> Final printed labels in response to Agency letter dated _____
<input type="checkbox"/> Resubmission in response to Agency letter dated _____	<input type="checkbox"/> "Me Too" Application.
<input checked="" type="checkbox"/> Notification - Explain below.	<input type="checkbox"/> Other - Explain below.

Explanation: Use additional page(s) if necessary. (For section I and Section II.)

Notification: Alternate Brand Name: Adorn Fungicide

Section - III

1. Material This Product Will Be Packaged In:				2. Type of Container	
Child-Resistant Packaging <input type="checkbox"/> Yes <input checked="" type="checkbox"/> No	Unit Packaging <input type="checkbox"/> Yes <input checked="" type="checkbox"/> No	Water Soluble Packaging <input type="checkbox"/> Yes <input checked="" type="checkbox"/> No		<input type="checkbox"/> Metal	<input checked="" type="checkbox"/> Plastic
				<input type="checkbox"/> Glass	<input type="checkbox"/> Paper
* Certification must be submitted		If "Yes" Unit Packaging wgt.	No. per container	If "Yes" Package wgt	No. per container
				<input type="checkbox"/> Other (Specify) _____	
3. Location of Net Contents Information <input checked="" type="checkbox"/> Label <input type="checkbox"/> Container		4. Size(s) Retail Container 1 Quart		5. Location of Label Directions <input checked="" type="checkbox"/> On Labeling	
6. Manner in Which Label is Affixed to Product <input checked="" type="checkbox"/> Lithograph <input type="checkbox"/> Paper glued <input type="checkbox"/> Stenciled			<input type="checkbox"/> Other _____		

Section - IV

1. Contact Point (Complete items directly below for identification of individual to be contacted, if necessary, to process this application.)		
Name Linda Obrestad	Title Regulatory Analyst	Telephone No. (Include Area Code) (925) 256-2791
<b>Certification</b> I certify that the statements I have made on this form and all attachments thereto are true, accurate and complete. I acknowledge that any knowingly false or misleading statement may be punishable by fine or imprisonment or both under applicable law.		6. Date Application Received (Stamped)  
2. Signature 	3. Title Regulatory Analyst	
4. Typed Name Linda Obrestad	5. Date August 11, 2008	

3/16

1600 Riviera Avenue  
Suite 200  
P.O. Box 8025  
Walnut Creek, CA 94596-8025  
(925) 256-2700



August 11, 2008

**V-10161 VPP Fungicide  
EPA Reg. No. 59639-141  
NOTIFICATION**

Mr. Tony Kish, Product Manager, Team 22  
Fungicide Branch, Registration Division  
Document Processing Desk (7504P) (NOTIF)  
U.S. Environmental Protection Agency  
Room S4900 – One Potomac Yard  
2777 S. Crystal Drive  
Arlington, Virginia 22202

Dear Mr. Kish:

Valent U.S.A. Corporation is notifying the agency of an update to our product label V-10161 VPP Fungicide (EPA Reg. No. 59639-141) as follows:

Alternate Brand Name: *Adorn*™ Fungicide


Enclosed is a copy of the label clearly marked in red, an application for pesticide (OPP ID Form 8570-1) and a certification statement consistent with the provision of PR-Notice 98-10.

If you have questions please contact me at (925)256-2791, [lobre@valent.com](mailto:lobre@valent.com), or Mr. Premjit Halarnkar, Project Manager at (925)-256-2733, [phala@valent.com](mailto:phala@valent.com).

Sincerely yours,

Linda Obrestad  
Regulatory Analyst

Enclosures



1600 Riviera Avenue  
Suite 200  
P.O. Box 8025  
Walnut Creek, CA 94596-8025  
(925) 256-2700



August 11, 2008

**V-10161 VPP Fungicide  
EPA Reg No. 59639-141  
Notification**

**CERTIFICATION STATEMENT**

This notification is consistent with the provisions of PR Notice 98-10 and EPA regulations at 40 CFR 152.46, and no other changes have been made to the labeling or the confidential statement of formula of this product. I understand that it is a violation of 18 U.S.C. Sec. 1001 to willfully make any false statement to EPA. I further understand that if this notification is not consistent with the terms of PR Notice 98-10 and 40 CFR 152.46, this product may be in violation of FIFRA and I may be subject to enforcement action and penalties under sections 12 and 14 of FIFRA.

*Linda Obrestad*  
Linda Obrestad  
Regulatory Analyst  
Registration and Regulatory Affairs  
Valent U.S.A. Corporation



5/16

GROUP 43 FUNGICIDE

NOTIFICATION

# ~~V-10161 VPP~~ Adorn™ Fungicide

**Turfgrass & Ornamental Fungicide  
For Control of Pythium and Phytophthora Diseases**

Active Ingredient	By Wt.
*Fluopicolide.....	39.5%
Other Ingredients.....	60.5%
Total.....	100.0%

\*2,6-dichloro-N-[[3-chloro-5-(trifluoromethyl)-2-pyridinyl]methyl]benzamide

~~V-10161 VPP~~ Adorn™ Fungicide is an aqueous flowable fungicide containing 4 lbs. active ingredient per gallon.

**KEEP OUT OF REACH OF CHILDREN**


**NOTIFICATION**

NOV 4 2008

## CAUTION

SEE NEXT PAGE FOR ADDITIONAL PRECAUTIONARY STATEMENTS.

NET CONTENT \_\_\_\_\_



# PRECAUTIONARY STATEMENTS HAZARDS TO HUMANS & DOMESTIC ANIMALS CAUTION

Harmful if swallowed, inhaled or absorbed through skin. Causes moderate eye irritation. Avoid contact with skin, eyes or clothing. Wash thoroughly with soap and water after handling and before eating, drinking, chewing gum or using tobacco. Wear long-sleeved shirt and long pants, socks, shoes and gloves. Remove and wash contaminated clothing before reuse. Avoid breathing vapor or spray mist.

## FIRST AID

- If on skin or clothing:**
  - Take off contaminated clothing.
  - Rinse skin immediately with plenty of water for 15-20 minutes.
  - Call a poison control center or doctor for further treatment advice
- If inhaled:**
  - Move person to fresh air.
  - If person is not breathing, call 911 or an ambulance, then give artificial respiration, preferably by mouth-to-mouth, if possible.
  - Call a poison control center or doctor for further treatment advice.
- If swallowed:**
  - Call a poison control center or doctor immediately for treatment advice.
  - Have person sip a glass of water if able to swallow.
  - Do not induce vomiting unless told to do so by the poison control center or doctor.
  - Do not give anything by mouth to an unconscious person.
- If in eyes:**
  - Hold eye open and rinse slowly and gently with water for 15-20 minutes.
  - Remove contact lenses, if present, after the first 5 minutes, then continue rinsing eye.
  - Call a poison control center or doctor for treatment advice.

## HOT LINE NUMBER

Have the product container or label with you when calling a poison control center or doctor, or going for treatment. You may also contact **800-892-0099** for emergency medical treatment information.

## PERSONAL PROTECTIVE EQUIPMENT (PPE)


Some of the materials that are chemical-resistant to this product are listed below. If you want more options, follow the instructions for category A on an EPA chemical-resistance category selection chart.

**Applicators and other handlers must wear:** long-sleeved shirt and long pants, chemical-resistant gloves made of any waterproof material such as natural rubber  $\geq$  14 mils, socks and shoes.

## USER SAFETY RECOMMENDATIONS

Users should:

- Wash hands before eating, drinking, chewing gum, using tobacco or using the toilet.
- Remove clothing immediately if pesticide gets inside. Then wash thoroughly and put on clean clothing.
- Remove PPE immediately after handling this product. Wash the outside of gloves before removing. As soon as possible, wash thoroughly and change into clean clothing.



**ENVIRONMENTAL HAZARDS**

This pesticide is toxic to fish and aquatic invertebrates. Do not apply directly to water, or to areas where surface water is present or to intertidal areas below the mean high water mark. Drift and runoff from treated areas may be hazardous to aquatic organisms in water adjacent to treated areas. Do not contaminate water by disposing of equipment washwaters or rinsate.

**DIRECTIONS FOR USE**

It is a violation of Federal law to use this product in a manner inconsistent with its labeling.

**READ ENTIRE LABEL. USE STRICTLY IN ACCORDANCE WITH PRECAUTIONARY STATEMENTS AND DIRECTIONS, AND WITH APPLICABLE STATE AND FEDERAL REGULATIONS.**

Do not apply this product in a way that will contact workers or other persons, either directly or through drift. Only protected handlers may be in the area during application. For any requirements specific to your State or Tribe, consult the agency responsible for pesticide regulation.

**AGRICULTURAL USE REQUIREMENTS**

Use this product only in accordance with its labeling and with the Worker Protection Standard, 40 CFR part 170. This Standard contains requirements for the protection of agricultural workers on farms, forests, nurseries, and greenhouses and handlers of agricultural pesticides. It contains requirements for training, decontamination, notification and emergency assistance. It also contains specific instructions and exceptions pertaining to the statements on this label about personal protective equipment (PPE) and restricted-entry interval. The requirements in this box only apply to uses of this product that are covered by the Worker Protection Standard.

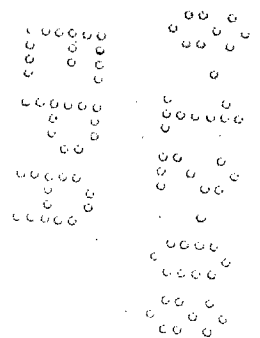
Do not enter or allow worker entry into treated areas during the restricted-entry interval (REI) of 12 hours.

PPE required for early entry to treated areas that is permitted under the Worker Protection Standard and that involves contact with anything that has been treated, such as plants, soil or water, is: coveralls, chemical resistant gloves made of any waterproof material such as natural rubber ≥ 14 mils, socks and shoes.

**NON-AGRICULTURAL USE REQUIREMENTS**

The requirements in this box apply to uses of this product that are **NOT** within the scope of the Worker Protection Standard for agricultural pesticides (40 CFR Part 170). The WPS applies when this product is used to produce agricultural plants on farms, forests, nurseries, greenhouses or sodfarms.

Keep all unprotected persons out of operating areas or vicinity where there may be drift. Do not enter treated areas without protective clothing until sprays have dried.



**DISCLAIMER, RISKS OF USING THIS PRODUCT,  
LIMITED WARRANTY  
AND LIMITATION OF LIABILITY**

**IMPORTANT:** Read the entire Label including this Disclaimer, Risks of Using this Product, Limited Warranty, and Limitation of Liability before using this product. If the terms are not acceptable THEN DO NOT USE THE PRODUCT; rather, return the unopened product within 15 days of purchase for a refund of the purchase price.

**RISKS OF USING THIS PRODUCT**

The Buyer and User (referred to collectively herein as "Buyer") of this product should be aware that there are inherent unintended risks associated with the use of this product which are impossible to eliminate. These risks include, but are not limited to, injury to plants and crops to which this product is applied, lack of control of the target pests or weeds, resistance of the target pest or weeds to this product, injury caused by drift, and injury to rotational crops caused by carryover in the soil. Such risks of crop injury, non-performance, resistance or other unintended consequences are unavoidable and may result because of such factors as weather, soil conditions, disease, moisture conditions, irrigation practices, condition of the crop at the time of application, presence of other materials either applied in the tank mix with this product or prior to application of this product, cultural practices or the manner of use or application, (or a combination of such factors) all of which are factors beyond the control of Valent. The Buyer should be aware that these inherent unintended risks may reduce the harvested yield of the crop in all or a portion of the treated acreage, or otherwise affect the crop such that additional care, treatment and expense are required to take the crop to harvest. If the Buyer chooses not to accept these risks, THEN THIS PRODUCT SHOULD NOT BE APPLIED. By applying this product Buyer acknowledges and accepts these inherent unintended risks AND TO THE EXTENT CONSISTENT WITH APPLICABLE LAW AGREES THAT ALL SUCH RISKS ASSOCIATED WITH THE APPLICATION AND USE ARE ASSUMED BY THE BUYER.

Valent shall not be responsible for losses or damages (including, but not limited to, loss of yield, increased expenses of farming the crop or such incidental, consequential or special damages that may be claimed) resulting from use of this product in any manner not set forth on the label. Buyer assumes all risks associated with the use of this product in any manner or under conditions not specifically directed or approved on the label.

**LIMITED WARRANTY**

Valent warrants only that this product conforms to the chemical description on the label and is reasonably fit for the purposes stated in the label, under average use conditions, when used strictly in accordance with the label and subject to the Risks of Using This Product as described above. EXCEPT AS SET FORTH ABOVE, VALENT MAKES NO OTHER WARRANTIES, EITHER EXPRESSED OR IMPLIED. No agent or representative of Valent or Seller is authorized to make or create any other express or implied warranty.

**LIMITATION OF LIABILITY**

To the extent consistent with applicable law Valent or Seller is not liable for any incidental, consequential, indirect or special damages resulting from the use or handling of this product. The limitation includes, but is not limited to, loss of yield on all or any portion of the treated acreage, increased care, treatment or other expenses required to take the crop to harvest, increased finance charges or altered finance ratings, emotional or mental distress and/or exemplary damages. TO THE EXTENT CONSISTENT WITH APPLICABLE LAW THE EXCLUSIVE REMEDY OF THE BUYER, AND THE EXCLUSIVE MAXIMUM LIABILITY OF VALENT OR SELLER FOR ANY AND ALL CLAIMS, LOSSES, INJURIES OR DAMAGES (INCLUDING CLAIMS BASED ON BREACH OF WARRANTY, CONTRACT, NEGLIGENCE, TORT, STRICT LIABILITY OR OTHERWISE) RESULTING FROM THE USE OR HANDLING OF THIS PRODUCT SHALL BE THE RETURN OF THE PURCHASE PRICE OF THIS PRODUCT OR, AT THE ELECTION OF VALENT OR SELLER, THE REPLACEMENT OF THE PRODUCT.

**PROMPT NOTICE OF CLAIM**

Valent must be provided notice as soon as Buyer has reason to believe it may have a claim, but in no event later than twenty-one days from date of planting, or twenty-one days from the date of application, whichever is later, so that an immediate inspection of the affected property and growing crops can be made.

If Buyer does not notify Valent of any claims, in such period, it shall be barred from obtaining any remedy.

**NO AMENDMENTS**

Valent and Seller offer this product, and Buyer accepts it, subject to the foregoing Disclaimer, Risks of Using This Product, Limited Warranty and Limitation of Liability, which may not be modified by any oral or written agreement.

**TANK MIXES**

**NOTICE:** Tank mixing or use of this product with any other product which is not specifically and expressly authorized by the label shall be the exclusive risk of user, applicator and/or application advisor, consistent with applicable law.

Read and follow the entire label of each product to be used in the tank mix with this product.



## GENERAL INFORMATION

~~V-10161 VPP-Adorn~~ fungicide is formulated as 4 lbs. ai/gal. suspendable concentrate (SC). The active ingredient in ~~V-10161 VPP-Adorn~~ is fluopicolide. ~~V-10161 VPP-Adorn~~ exhibits protective, curative, eradivative and antispoulant activity. The compound shows locosystemic, translaminar and some systemic effects.

Optimal disease control is achieved when ~~V-10161 VPP-Adorn~~ is applied in a regularly scheduled spray program used in combination and/or rotation with other effective fungicides that have different modes of action (i.e., non group 43 fungicides).

### GENERAL RESTRICTIONS AND LIMITATIONS

~~V-10161 VPP-Adorn~~ must be tank mixed for resistance management, with one of the following active ingredients:

- chlorothalonil
- mancozeb
- propamocarb
- azoxystrobin
- fosetyl-Al
- mefenoxam
- metalaxyl
- etridiazole

Other products registered for use against target diseases listed in Table 1 or 2 can be substituted as needed.

### MODE OF ACTION

~~V-10161 VPP-Adorn~~ is active against oomycetes. It exhibits the typical mode of action of specific systemic fungicides against oomycete fungi affecting several steps in the reproduction cycle.

Biochemical studies have shown that fluopicolide has an effect on spectrin-like proteins, believed to play a role in maintaining the membrane stability in ascomycete fungi or oomycetes, especially during hyphal tip extension. Microscopy studies demonstrate that fluopicolide induces a quick redistribution of these proteins from the membrane to the cytoplasm in both hyphae and zoospores.

### RESISTANCE MANAGEMENT

~~V-10161 VPP-Adorn~~ contains fluopicolide a group 43 fungicide. The target site of action of group 43 fungicides is specific but the detailed, biochemical mode of action is not known. Fungal isolates with acquired resistance to fluopicolide may eventually dominate the fungal population if fluopicolide is used repeatedly in the same field or in successive years as the primary method of control for targeted species. This may result in partial or total loss of control of those species by fluopicolide. To maintain the performance of ~~V-10161 VPP-Adorn~~ in the field, do not exceed the total number of sequential applications of ~~V-10161 VPP-Adorn~~ or the total number of applications of ~~V-10161 VPP-Adorn~~ per season stated in Tables 1 or 2 "Directions for Use". Adhere to the label instructions regarding the consecutive use of ~~V-10161 VPP-Adorn~~. The following recommendations may be considered to delay the development of fungicide resistance:

- **Tank mixtures:** ~~V-10161 VPP-Adorn~~ must be used in tank mixtures with fungicides from different target site of action groups that are registered for the same use and that are effective against the pathogens of concern. Valent recommends using at least the minimum labeled rates of each fungicide in the tank mix.
- **Integrated Pest Management (IPM):** ~~V-10161 VPP-Adorn~~ must be integrated into an overall disease and pest management program. Cultural practices known to reduce disease development should be followed. Consult your local extension specialist, certified crop advisor and/or Valent representative for additional IPM strategies established for your area. ~~V-10161 VPP-Adorn~~ may be

used in Agricultural Extension advisory (disease forecasting) programs which recommend application timing based on environmental factors favorable for disease development.

- **Monitoring:** Monitor efficacy of all fungicides used in the disease management program against the targeted pathogen and record other factors that may influence fungicide performance and/or disease development.
- **Reporting:** If a Group 43 target site fungicide appears to be less effective or no longer effective against a pathogen that it previously controlled or suppressed, contact a Valent representative, local extension specialist or certified crop advisor to assist in determining the cause of reduced performance.

**RAINFASTNESS**

Conventional foliar spray applications of ~~V-10161 VPPAdorn~~ are mainly for foliar disease control and are rainfast 2 hours after application. Applications for foliar disease control must not be made if measurable rain is expected within 2 hours of application or foliar disease control may be reduced.

**JAR TEST TO DETERMINE COMPATIBILITY OF ADJUVANTS AND ~~V-10161 VPPADORN~~**

A jar test should be performed before mixing commercial quantities of ~~V-10161 VPPAdorn~~, when using ~~V-10161 VPPAdorn~~ for the first time, or when a new water source is being used.

1. Add 1 pt. of water to a quart jar. The water should be from the same source and temperature as which will be used in the spray tank mixing operation.
2. Add 2.5 ml (1/2 tsp.) of ~~V-10161 VPPAdorn~~ to the quart jar, gently mix until product goes into suspension.
3. Place cap on jar, invert 10 times, let stand for 15 minutes, evaluate.
4. An ideal tank mix combination will be uniform and free of suspended particles. If any of the following conditions are observed the choice of adjuvant should be questioned:
  - a) Layer of oil or globules on the mixture's surface.
  - b) Flocculation: fine particles in suspension or as a layer on the bottom of the jar.
  - c) Clabbering: thickening texture (coagulated) like gelatin.

**SPRAYER PREPARATION**

Before applying ~~V-10161 VPPAdorn~~, start with clean, well maintained application equipment. The spray tank, hoses and booms must be cleaned to ensure no residue from the previous spraying operation remains in the sprayer. The spray equipment must be cleaned according to the manufacturer's directions for the last product used before the equipment is used to apply ~~V-10161 VPPAdorn~~. If two or more products were tank mixed prior to ~~V-10161 VPPAdorn~~ application, the most restrictive cleanup procedure should be followed.


**MIXING INSTRUCTIONS**

1. Fill clean spray tank 1/2 to 2/3 of desired level with clean water.
2. While agitating, slowly add the ~~V-10161 VPPAdorn~~ to the spray tank. Agitation should create a rippling or rolling action on the water surface.
3. When tank mixing ~~V-10161 VPPAdorn~~ with other labeled pesticides, add water soluble packets first, followed by dry formulations, flowables, emulsifiable concentrates and then solutions.
4. Add any required adjuvants.
5. Fill spray tank to desired level with water. Agitation should continue until all spray solution has been applied.

**SPRAYER CLEANUP**

Spray equipment must be cleaned following application of ~~V-10161 VPPAdorn~~. After ~~V-10161 VPPAdorn~~ is applied, the following steps must be used to clean the spray equipment:

1. Completely drain the spray tank, rinse the sprayer thoroughly, including the inside and outside of the tank and all in-line screens.
2. Fill the spray tank with clean water and flush all hoses, booms, screens and nozzles.
3. Drain tank completely.
4. Remove all nozzles and screens and rinse them in clean water.



- 5. The rinsate solution may be applied to the turf and ornamentals as recommended on this label. Do not exceed the maximum labeled use rate. If cleaners are used, consult the cleaner label for disposal instructions. If no instructions are given, dispose of rinsate at an approved waste disposal facility.

**APPLICATION EQUIPMENT**

Application equipment should be clean and in good repair. Nozzles should be frequently checked for accuracy.

**CARRIER VOLUME**

Apply ~~V-10161 VPP~~Adorn in sufficient water to ensure thorough coverage of foliage and bloom. Thorough coverage is required for optimal disease control. For ground application to turfgrass, apply a minimum of 20 gallons of spray mixture per acre. Follow individual use site "Directions For Use" for appropriate spray volumes.

**CHEMIGATION**

~~V-10161 VPP~~Adorn may be applied through sprinkler irrigation systems. Follow all label recommendations for these crops regarding rates, timing of application, special instructions and precautions.

The chemigation to turfgrass sites, apply this product only through center pivot, solid set, hand move or moving wheel irrigation systems. Apply ~~V-10161 VPP~~Adorn in 1/2 to 3/4 inches of water during the first sprinkler set.

For chemigation to ornamental sites apply this product only through microirrigation (individual spaghetti tube), drip irrigation, overhead irrigation or motorized calibrated irrigation equipment.

The system must be properly calibrated (with water only) to ensure that the amount of ~~V-10161 VPP~~Adorn applied corresponds to the recommended rate.

Apply ~~V-10161 VPP~~Adorn in 1/2 to 3/4 inches of water during the first sprinkler set. Allow time for all lines to flush the fungicide through all nozzles before turning off irrigation water. To ensure the lines are flushed and free of remaining fungicide, a dye indicator may be injected into the lines to mark the end of the application period.

If you have any questions about calibration, you should contact your State Extension Service Specialist, equipment manufacturer or other experts.

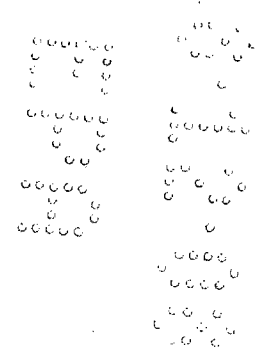
**Special Precautions for Chemigation**

1. Do not connect an irrigation system (including greenhouse systems) used for pesticide application to a public water system unless the pesticide label-prescribed safety devices for public water systems are in place.
2. A person knowledgeable of the chemigation system and responsible for its operation or under the supervision of the responsible person, shall shut the system down and make necessary adjustments should the need arise.
3. The system must be free of leaks and clogged nozzles.
4. The pesticide must be supplied continuously for the duration of the aqueous application. An uneven application may cause injury to the crop or poor control.
5. Agitation must be maintained in the nurse tank.
6. The sprinkler chemigation system must contain a functional check valve, vacuum relief valve and low pressure drain appropriately located on the irrigation pipeline to prevent water source contamination from backflow.
7. The pesticide injection pipeline must contain a functional, automatic, quick closing check valve to prevent the flow of fluid back toward the injection pump.
8. The pesticide injection pipeline must contain a functional, normally closed, solenoid operated valve located on the intake side of the injection pump and connected to the system interlock to prevent fluid from being withdrawn from the supply tank when the irrigation system is either automatically or manually shut down.

9. The system must contain functional interlocking controls to automatically shut off the pesticide injection pump when the water pump motor stops, or in the case where there is no water pump, when the water pressure decreases to the point where pesticide distribution is adversely affected.
10. The irrigation line or water pump must include a functional pressure switch, which will stop the water pump motor when the water pressure decreases to the point where pesticide distribution is adversely affected.
11. Systems must use a metering pump, such as a positive displacement injection pump (e.g., diaphragm pump), effectively designed and constructed of materials that are compatible with the pesticides and capable of being fitted with a system interlock.
12. Do not apply when wind speed favors drift beyond the area intended for treatment.

**Chemigation Systems Connected to Public Water Systems**

1. Public water system means a system for the provision to the public of piped water for human consumption, if such a system has at least 15 service connections or regularly serves an average of at least 25 individuals daily at least 60 days out of the year.
2. Chemigation systems connected to the public water system must contain a functional, reduced pressure zone (RPZ), backflow preventer or the functional equivalent in the water supply line upstream from the point of pesticide introduction. As an option to the RPZ, the water from the public water system should be discharged into a reservoir tank prior to pesticide introduction. There shall be a complete physical break (air gap) between the outlet end of the fill pipe and the top overflow rim of the reservoir tank of at least twice the inside diameter of the fill pipe.
3. All chemigation systems connected to the public water system must also follow restrictions listed in the preceding section titled "Special Precautions for Chemigation".




## TURFGRASS

V-10161 VPPAdorn is effective at preventing and controlling damping off, root rot and stem diseases caused by pythium blight infesting turfgrass. Pythium blight is sometimes referred to as greasy spot or cottony blight and is in a group of fungi known as water molds. This disease is common in turfgrass areas with poor soil drainage and a wet turfgrass canopy. High humidity and high temperatures provide an ideal environment for development of pythium blight. Pythium blight occurs in all cool season grasses, but is especially prevalent in creeping bentgrass, annual bluegrass and perennial ryegrass.

Table 1. DIRECTIONS FOR USE ON TURFGRASS

Turfgrass	Diseases	Application Rate	Special Instructions
<b>Established and Overseeded Turfgrass:</b> Golf Course Turf Residential Turf Commercial Turf Sod Farms	Pythium Blight Pythium Damping Off	0.2 fl oz per 1000 sq ft  (8.6 fl oz/A)	Do not apply more than a total of 0.4 fl oz per 1000 sq ft per year (0.54 lb ai/A per year).  Apply in a minimum volume of 2 gals per 1000 sq ft  A tank mix including a labeled rate of another labeled fungicide product with a different mode of action on the target pathogen must be used with V-10161 VPPAdorn for resistance management.  <b>Overseeded Turf:</b> Apply after seed germination to prevent pythium damping off.  <b>Established Turf:</b> Apply when conditions favor disease development. Favorable conditions included high temperatures and high humidity.  If necessary, make an additional application on a 14 day interval.




---

## ORNAMENTAL PLANTS

---

~~V-10161 VPPAdorn~~ is effective at preventing water mold, root rot, stem rot, crown rot and damping off caused by pythium and phytophthora diseases in ornamental plants. ~~V-10161 VPPAdorn~~ is mixed with water and applied as a soil drench at the time of seeding or transplanting. ~~V-10161 VPPAdorn~~ may be used on container, bench, or bed grown ornamentals in greenhouses or outdoor nurseries. ~~V-10161 4SCAdorn~~ is for use on conifers including Christmas trees and for use on ornamentals grown for outdoor landscaping.

**IMPORTANT:** The large number of existing ornamental species and their varieties and cultivars coupled with the constant introduction of new varieties makes it impossible to field test ~~V-10161 VPPAdorn~~ in every locale where it is sold or in all of the combinations of location and plant varieties. Further differences include the soil or media type; pH; moisture or fertility; environmental conditions such as temperature, lighting or degree days; horticultural practice; the manner of use and application of this product. To ensure that ~~V-10161 VPPAdorn~~ is compatible with the ornamental plant variety or cultivar under your specific conditions, test this product on a limited scale and observe for phytotoxicity or other unintended effects for two weeks before making large scale applications.



15/16

**Table 2. DIRECTIONS FOR USE ON ORNAMENTAL PLANTS**

Ornamentals	Diseases	Product Rates	Special Instructions														
Bedding Plants Conifers Flowering Plants Foliage Plants Ground Covers Non-Bearing Fruit Nut Trees Ornamentals Ornamental Trees Shrubs Vines	Phytophthora Pythium Blight	4 to 8 fl oz per 100 gals	<p>Application should be made prior to disease development. Use the higher rate with high potential for disease development. Make applications as necessary, but no more than once every 14 days.</p> <p>A tank mix including a labeled rate of another labeled fungicide product with a different mode of action on the target pathogen must be used with V-10161 VPPAdorn for resistance management.</p> <p>Do not apply more than two (2) applications of V-10161 VPPAdorn per cropping cycle.</p> <p><b>Sequential Application:</b> Do not apply sequentially, alternate with another fungicide registered for use on ornamentals.</p> <p><b>Foliar Application:</b> For foliar sprays, 100 gallons of spray mix will treat approximately 20,000 sq ft of area. Apply the spray mixture to all plant surfaces and to the point of runoff.</p> <p><b>Drench Application:</b> Use enough solution to wet the root zones of plants. Use the information below as a guide for drench application.</p> <p><b>Container grown plants:</b> Apply in volume as listed. For pot sizes other than those listed, adjust volume accordingly.</p> <table border="1" data-bbox="922 1388 1455 1619"> <thead> <tr> <th>Pot diameter</th> <th>fl oz per pot</th> </tr> </thead> <tbody> <tr><td>4</td><td>3</td></tr> <tr><td>5</td><td>4</td></tr> <tr><td>6</td><td>6</td></tr> <tr><td>8</td><td>10</td></tr> <tr><td>10</td><td>20</td></tr> <tr><td>12</td><td>30</td></tr> </tbody> </table> <p><b>Plants grown in flats or beds:</b> Apply at a volume of 1 to 2 pints per square foot (5 to 10 qts per 10 sq ft).</p>	Pot diameter	fl oz per pot	4	3	5	4	6	6	8	10	10	20	12	30
Pot diameter	fl oz per pot																
4	3																
5	4																
6	6																
8	10																
10	20																
12	30																
<ul style="list-style-type: none"> <li>For hand harvesting, thinning, pruning and pinching of cut flowers, a 6-day reentry interval following the last application of V-10161 VPPAdorn must be observed.</li> </ul>																	
<p>NOTE: Since ornamental varieties are numerous, constantly changing and may react differently to V-10161 VPPAdorn and tank mixtures including V-10161 VPPAdorn, test the product(s) on a small scale before making large scale applications.</p>																	

16/16

Table 3. RATE CONVERSION CHART

Rate of V-10161 VPPAdorn per 100 gals (fl oz)	Amount of V-10161 VPPAdorn to add to water to achieve desired volume (fl oz)									
	1 gallon		5 gallons		10 gallons		25 gallons		50 gallons	
	fl oz	ml	fl oz	ml	fl oz	ml	fl oz	ml	fl oz	ml
4	0.04	1.2	0.2	6	0.4	12	1	30	2	60
6	0.06	1.8	0.3	9	0.6	18	1.5	45	3	90
8	0.08	2.4	0.4	12	0.8	24	2	60	4	120

### STORAGE AND DISPOSAL

Do not contaminate water, food or feed by storage, disposal or cleaning of equipment.

#### PESTICIDE STORAGE

Store in a cool dry place.

Keep pesticide in original container.

Keep container closed when not in use.

Do not put concentrate or dilute into food or drink containers.

Not for use or storage in or around the home.

Do not store at temperature below 32°F. If the product is exposed to temperatures below 32°F, thaw at 50°F or higher and shake gently to unify the product.

For help with any spill, leak, fire or exposure involving this material, call day or night 1-800-892-0099.

#### PESTICIDE DISPOSAL

Waste resulting from the use of this product may be disposed of on site or at an approved waste disposal facility.

#### CONTAINER DISPOSAL

Triple rinse (or equivalent). Do not reuse container. Offer for recycling or reconditioning, or puncture and dispose of in a sanitary landfill, or incineration, or, if allowed by State and local authorities, by burning. If burned, stay out of smoke.

Copyright© 2008 by Valent U.S.A. Corporation

Manufactured for:

**Valent U.S.A. Corporation**

P.O. Box 8025

Walnut Creek, CA 94596-8025

www.valentpro.com

Made in U.S.A.

EPA Reg. No. 59639-141

EPA Est. No. \_\_\_\_\_

059639-00141.20080811.V10161VPP.NOTIF.ABN Adorn.

