

59639-136

2/7/2013

1/21



UNITED STATES ENVIRONMENTAL PROTECTION AGENCY  
WASHINGTON, D.C. 20460

OFFICE OF CHEMICAL SAFETY  
AND POLLUTION PREVENTION

Robin Charlton, Ph.D.  
Valent U.S.A. Corporation  
1600 Riviera Ave Suite 200  
Walnut Creek, CA 94596-8025

FEB 07 2013

Subject: Velocity SG Herbicide  
EPA Registration Number 59639-136  
Submission dated January 4, 2013  
Revised main label and new supplemental label

Dear Dr. Charlton:

The labeling referred to above, submitted in connection with registration under the Federal Insecticide, Fungicide, and Rodenticide Act as amended is acceptable.

The supplemental labeling referred to above and submitted in connection with registration under the Federal Insecticide, Fungicide and Rodenticide Act, as amended, is acceptable. It expires on November 30, 2015.

You must submit one (1) copy of the final printed label before you release the product for shipment. Products released for shipment after eighteen (18) months from the date of this letter must bear the new revised label. If these conditions are not complied with, the registration will be subject to cancellation in accordance with FIFRA §6(e). Your release for shipment of the product constitutes acceptance of these conditions. A stamped copy of labeling is enclosed for your records.

If you have any questions, please contact Hope Johnson at 703-305-5410.

Sincerely,

A handwritten signature in black ink, appearing to read "Kable Bo Davis".

Kable Bo Davis  
Product Manager 25  
Herbicide Branch  
Registration Division (7505P)

2/24



GROUP 2 HERBICIDE

# Velocity<sup>®</sup> SG Herbicide

SELECTIVE POSTEMERGENCE HERBICIDE FOR CONTROL OF ANNUAL BLUEGRASS, ROUGH STALK BLUEGRASS AND CERTAIN BROADLEAF WEEDS WITHIN CERTAIN SPECIES OF ESTABLISHED TURFGRASS

### SUPPRESSION OF DOLLAR SPOT

Active Ingredient	By Wt.
*Bispyribac-sodium .....	17.6%
Other Ingredients .....	82.4%
Total .....	100.0%


\*Sodium 2,6-bis[(4,6-dimethoxypyrimidin-2-yl)oxy]benzoate

Contains 0.011 lb active ingredient per oz of formulated product.

KEEP OUT OF REACH OF CHILDREN

## CAUTION

SEE NEXT PAGE FOR ADDITIONAL PRECAUTIONARY STATEMENTS



NET CONTENTS 16 OUNCES

**ACCEPTED**

FEB 07 2013

Under the Federal Insecticide, Fungicide, and Rodenticide Act, as amended, for the pesticide registered under EPA Reg. No. 59639-136

3/21

**PRECAUTIONARY STATEMENTS**  
**HAZARDS TO HUMANS & DOMESTIC ANIMALS**  
**CAUTION**

Harmful if absorbed through skin. Avoid contact with skin, eyes or clothing. Causes moderate eye irritation. Avoid breathing dust or spray mist.

<b>FIRST AID</b>	
<b>If on skin or clothing:</b>	<ul style="list-style-type: none"> <li>• Take off contaminated clothing.</li> <li>• Rinse skin immediately with plenty of water for 15-20 minutes.</li> <li>• Call a poison control center or doctor for treatment advice.</li> </ul>
<b>If in eyes:</b>	<ul style="list-style-type: none"> <li>• Hold eye open and rinse slowly and gently with water for 15-20 minutes.</li> <li>• Remove contact lenses, if present, after the first 5 minutes, then continue rinsing eye.</li> <li>• Call a poison control center or doctor for treatment advice.</li> </ul>
<b>If swallowed:</b>	<ul style="list-style-type: none"> <li>• Call a poison control center or doctor immediately for treatment advice.</li> <li>• Have person sip a glass of water if able to swallow.</li> <li>• Do not induce vomiting unless told to by the poison control center or doctor.</li> <li>• Do not give anything by mouth to an unconscious person.</li> </ul>
<b>If inhaled:</b>	<ul style="list-style-type: none"> <li>• Move person to fresh air.</li> <li>• If person is not breathing, call 911 or an ambulance, then give artificial respiration, preferably by mouth-to-mouth, if possible.</li> <li>• Call a poison control center or doctor for further treatment advice.</li> </ul>
<b>HOT LINE NUMBER</b>	
<p>Have the product container or label with you when calling a poison control center or doctor, or going for treatment. You may also contact <b>1-800-892-0099</b> for emergency medical treatment information.</p>	

**PERSONAL PROTECTIVE EQUIPMENT (PPE):**

Some materials that are chemical-resistant to this product are listed below. If you want more options, follow instructions for category A on an EPA chemical resistant category selection chart.

**Applicators and other handlers must wear:** long-sleeved shirt and long pants, chemical-resistant gloves made of any waterproof material (such as butyl or nitrile), shoes plus socks.

Follow manufacturer's instructions for cleaning/maintaining PPE. If no such instructions for washables exist, use detergent and hot water. Keep and wash PPE separately from other laundry.

4/  
121

### USER SAFETY RECOMMENDATIONS

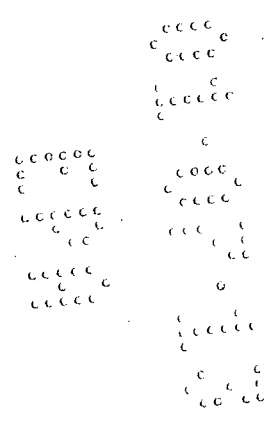
Users should:

- Wash hands before eating, drinking, chewing gum, using tobacco or using the toilet.
- Remove clothing/PPE immediately if pesticide gets inside. Then wash thoroughly and put on clean clothing.
- Remove PPE immediately after handling this product. Wash the outside of gloves before removing. As soon as possible, wash thoroughly and change into clean clothing.

### ENVIRONMENTAL HAZARDS

This product is toxic to non-target plants. For terrestrial uses, do not apply directly to water, or to areas where surface water is present or to intertidal areas below the mean high water mark. Do not contaminate water by cleaning of equipment or disposal of equipment washwaters or rinsate.

This product may contaminate water through drift of spray in wind. Poorly draining soils and soils with shallow water tables are more prone to produce runoff that contains this product. A level, well maintained vegetative buffer strip between areas to which this product is applied and surface water features such as ponds, streams and springs will reduce the potential for contamination of water from rainfall-runoff. Runoff of this product will be reduced by avoiding applications when rainfall is forecasted to occur within 24 hours.



5/21

**DISCLAIMER, RISKS OF USING THIS PRODUCT,  
LIMITED WARRANTY  
AND LIMITATION OF LIABILITY**

**IMPORTANT: Read the entire Label including this Disclaimer, Risks of Using this Product, Limited Warranty, and Limitation of Liability before using this product. If the terms are not acceptable THEN DO NOT USE THE PRODUCT; rather, return the unopened product within 15 days of purchase for a refund of the purchase price.**

**RISKS OF USING THIS PRODUCT**

The Buyer and User (referred to collectively herein as "Buyer") of this product should be aware that there are inherent unintended risks associated with the use of this product which are impossible to eliminate. These risks include, but are not limited to, injury to plants and crops to which this product is applied, lack of control of the target pests or weeds, resistance of the target pest or weeds to this product, injury caused by drift, and injury to rotational crops caused by carryover in the soil. Such risks of crop injury, non-performance, resistance or other unintended consequences are unavoidable and may result because of such factors as weather, soil conditions, disease, moisture conditions, irrigation practices, condition of the crop at the time of application, presence of other materials either applied in the tank mix with this product or prior to application of this product, cultural practices or the manner of use or application, (or a combination of such factors) all of which are factors beyond the control of Valent. The Buyer should be aware that these inherent unintended risks may reduce the harvested yield of the crop in all or a portion of the treated acreage, or otherwise affect the crop such that additional care, treatment and expense are required to take the crop to harvest. If the Buyer chooses not to accept these risks, THEN THIS PRODUCT SHOULD NOT BE APPLIED. By applying this product Buyer acknowledges and accepts these inherent unintended risks TO THE FULLEST EXTENT ALLOWED BY LAW, AND AGREES THAT ALL SUCH RISKS ASSOCIATED WITH THE APPLICATION AND USE ARE ASSUMED BY THE BUYER.

Valent shall not be responsible for losses or damages (including, but not limited to, loss of yield, increased expenses of farming the crop or such incidental, consequential or special damages that may be claimed) resulting from use of this product in any manner not set forth on the label. Buyer assumes all risks associated with the use of this product in any manner or under conditions not specifically directed or approved on the label.

**LIMITED WARRANTY**

Valent warrants only that this product conforms to the chemical description on the label and is reasonably fit for the purposes stated in the label, under average use conditions, when used strictly in accordance with the label and subject to the Risks of Using This Product as described above. To the extent consistent with applicable law AND AS SET FORTH ABOVE, VALENT MAKES NO OTHER WARRANTIES, EITHER EXPRESSED OR IMPLIED. No agent or representative of Valent or Seller is authorized to make or create any other express or implied warranty.

**LIMITATION OF LIABILITY**

To the fullest extent allowed by law, Valent or Seller is not liable for any incidental, consequential, indirect or special damages resulting from the use or handling of this product. The limitation includes, but is not limited to, loss of yield on all or any portion of the treated acreage, increased care, treatment or other expenses required to take the crop to harvest, increased finance charges or altered finance ratings, emotional or mental distress and/or exemplary damages. TO THE FULLEST EXTENT ALLOWED BY LAW, THE EXCLUSIVE REMEDY OF THE BUYER, AND THE EXCLUSIVE MAXIMUM LIABILITY OF VALENT OR SELLER FOR ANY AND ALL CLAIMS, LOSSES, INJURIES OR DAMAGES (INCLUDING CLAIMS BASED ON BREACH OF WARRANTY, CONTRACT, NEGLIGENCE, TORT, STRICT LIABILITY OR OTHERWISE) RESULTING FROM THE USE OR HANDLING OF THIS PRODUCT SHALL BE THE RETURN OF THE PURCHASE PRICE OF THIS PRODUCT OR, AT THE ELECTION OF VALENT OR SELLER, THE REPLACEMENT OF THE PRODUCT.

**PROMPT NOTICE OF CLAIM**

To the extent consistent with applicable law allowing such requirements Valent must be provided notice as soon as Buyer has reason to believe it may have a claim, but in no event later than twenty-one days from date of planting, or twenty-one days from the date of application, whichever is latter, so that an immediate inspection of the affected property and growing crops can be made.

To the extent consistent with applicable law if Buyer does not notify Valent of any claims, in such period, it shall be barred from obtaining any remedy.

**NO AMENDMENTS**

Valent and Seller offer this product, and Buyer accepts it, subject to the foregoing Disclaimer, Risks of Using This Product, Limited Warranty and Limitation of Liability, which may not be modified by any oral or written agreement.

**TANK MIXES**

**NOTICE: Tank mixing or use of this product with any other product which is not specifically and expressly authorized by the label shall be the exclusive risk of user, applicator and/or application advisor, to the extent allowed by applicable law.**

Read and follow the entire label of each product to be used in the tank mix with this product.

6/21

## DIRECTIONS FOR USE

It is a violation of Federal law to use this product in a manner inconsistent with its labeling.

**READ ENTIRE LABEL. USE STRICTLY IN ACCORDANCE WITH PRECAUTIONARY STATEMENTS AND DIRECTIONS, AND WITH APPLICABLE STATE AND FEDERAL REGULATIONS.**

Do not apply this product in a way that will contact workers or other persons, either directly or through drift. Only protected handlers may be in the area during application. For any requirements specific to your State or Tribe, consult the agency responsible for pesticide regulation.

### NON-AGRICULTURAL USE REQUIREMENTS

The requirements in this box apply to uses of this product that are **NOT** within the scope of the Worker Protection Standard (WPS) for agricultural pesticides (40 CFR Part 170). The WPS applies when this product is used to produce agricultural plants on farms, forests, nurseries, greenhouses or sod farms.

Keep all unprotected persons out of operating areas, or vicinity where there may be drift. Do not enter treated areas without protective clothing until sprays have dried.

### AGRICULTURAL USE REQUIREMENTS

Use this product only in accordance with its labeling and with the Worker Protection Standard (WPS), 40 CFR part 170. This Standard contains requirements for the protection of agricultural workers on farms, forests, nurseries, and greenhouses, and handlers of agricultural pesticides. It contains requirements for training, decontamination, notification, and emergency assistance. It also contains specific instructions and exceptions pertaining to the statements on this label about Personal Protective Equipment (PPE), and Restricted-Entry Interval (REI). The requirements in this box only apply to uses of this product that are covered by the WPS.

Do not enter or allow worker entry into treated areas during the REI of 12 hours.

PPE required for early entry to treated areas that is permitted under the WPS and that involves contact with anything that has been treated, such as plants, soil, or water, is: coveralls, chemical-resistant gloves made of any waterproof material (such as butyl or nitrile), shoes plus socks.

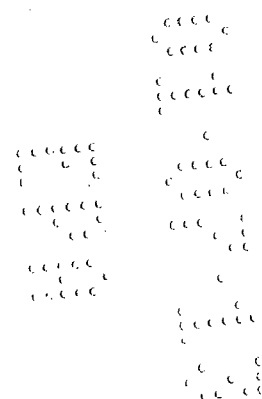
7/24

### RESISTANCE MANAGEMENT RECOMMENDATIONS

*Velocity* SG Herbicide is a Group 2 herbicide. Any weed population may contain or develop plants naturally resistant to *Velocity* SG Herbicide and other Group 2 herbicides. Weed species with acquired resistance to Group 2 may eventually dominate the weed population if Group 2 herbicides are used repeatedly in the same area or in successive years as the primary method of control for targeted species. This may result in partial or total loss of control of those species by *Velocity* SG Herbicide or other Group 2 herbicides.

#### TO DELAY HERBICIDE RESISTANCE

- Do not consecutively apply *Velocity* SG Herbicide or other target site of action Group 2 herbicides on the same weed species.
- Use tank mixtures or premixes with herbicides from different target site of action Groups as long as the involved products are all registered for the same use, have different sites of action, and are both effective on the weed(s) of concern.
- Base herbicide use on a comprehensive Integrated Pest Management (IPM) program.
- Monitor treated weed populations for loss of field efficacy.
- Contact your local extension specialist, certified crop advisor and/or manufacturer for herbicide resistance management and/or integrated weed management recommendations for specific crops and resistant weed biotypes.
- For further information contact Valent U.S.A. Corporation at the following toll free number: 800-898-2536.



8/  
21

---

## PRODUCT INFORMATION

---

*Velocity* SG Herbicide is a postemergence herbicide that will selectively control annual bluegrass (*Poa annua*), roughstalk bluegrass (*Poa trivialis*) and numerous broadleaf weeds that are growing within certain species of established turfgrass. *Velocity* SG Herbicide will also suppress seedhead production by annual bluegrass. *Velocity* SG Herbicide displays activity against emerged weeds, but has almost no preemergence activity. Therefore, *Velocity* SG Herbicide will not control weeds that germinate after application.

*Velocity* SG Herbicide inhibits the enzyme acetolactate synthase (ALS), which plants require to produce certain amino acids. Annual bluegrass and other susceptible weeds usually stop growing within 3 to 7 days after treatment and turn yellow or brown within 3 to 14 days after treatment. Plant death typically occurs by 21 to 28 days after treatment.

Application of *Velocity* SG Herbicide to control weeds will suppress dollar spot, *Sclerotinia homeocarpa*. Suppression of dollar spot will be greatest when a weed control program is initiated before the appearance of a significant dollar spot infection. When *Velocity* SG Herbicide is applied at this time, dollar spot suppression is usually evident for several weeks after the last application of *Velocity* SG Herbicide.

### APPLICATION

Apply *Velocity* SG Herbicide using standard, low pressure (20 to 50 psi) spray equipment in a sufficient volume of water to provide thorough spray coverage and a uniform spray pattern. To ensure thorough coverage, apply a minimum of 20 gal of spray solution per acre. Apply *Velocity* SG Herbicide with ground equipment using standard commercial sprayers equipped with nozzles designed to deliver the desired spray pressure and spray volume. Minimize streaking, skips or excessive overlaps during application. Do not apply with flood jet nozzles or hand held sprayers, as equipment may not provide adequate or uniform coverage. Calibrate spray equipment before each use and check periodically during application. The addition of a spray indicator, such as dyes or foams, is recommended.

### SPRAY DRIFT

- Do not spray if winds are gusty or if wind speeds are greater than 5 mph.
- Do not apply within 15 ft of native plant communities when sustained winds will carry *Velocity* SG Herbicide towards these native plant communities.

### MIXING AND SPRAYING EQUIPMENT PREPARATION AND CLEANUP

Use well maintained and clean equipment to apply *Velocity* SG Herbicide. Clean the spray tank, and all hoses and booms according to the manufacturer's directions for the last product used before applying *Velocity* SG Herbicide. This will ensure that no residue from the previous application remains in the sprayer.

Trace amounts of *Velocity* SG Herbicide in or on mixing or spraying equipment may have an adverse effect on subsequently sprayed plants. Therefore, it is important that the sprayer be properly cleaned after spraying *Velocity* SG Herbicide. Thoroughly drain, clean and rinse all mixing and spraying equipment including tanks, booms, hoses, strainers, screens and nozzles immediately after applying *Velocity* SG Herbicide. Use the following procedure:

1. Remove all physical residues.
2. Thoroughly drain and rinse tanks, booms and hoses with clean water.




3. Fill the tank one half full with clean water and use a spraying or mixing tank cleaner that **does not** contain chlorine. Fill the remainder of the tank with clean water. Let agitate or recirculate according to the directions of the cleaner manufacturer. Thoroughly flush the boom and hoses before draining.
4. Rinse all hoses, tanks, nozzles, strainers and booms with clean water to remove the tank cleaner. Follow the directions provided by the tank cleaner manufacturer.
5. Fill the tank half full with clean water and add 1 gal of 3% active household ammonia for every 100 gal of water the tank will hold. Fill the remainder of the tank with clean water and allow the solution to agitate or recirculate for 15 minutes. Thoroughly flush the ammonia cleaning solution through the boom, hoses, nozzles, screens and strainers before draining the tank.
6. Remove the strainers, nozzles and screens and clean separately in a solution of household ammonia and water.
7. Replace the strainers, nozzles and screens.
8. Repeat Step 5.
9. Thoroughly rinse the tank with clean water and flush the water through the boom, nozzles and hoses in order to remove all traces of ammonia.
10. Dispose of the rinsate on site or at an approved waste disposal facility.

**IMPORTANT:** Do not mix chlorine bleach with ammonia, or toxic chlorine gas may be released. Remove all traces of liquid fertilizer containing any form of ammonia or ammonium before adding any chlorine source such as chlorine bleach.

**MIXING INSTRUCTIONS**

*Velocity* SG Herbicide should completely dissolve in the spray tank within approximately five minutes. Dissolution rate may be slowed by cold water, lack of agitation or water containing high concentrations of boron or sulfur.

1. Fill clean spray tank 1/3 to 1/2 of desired level with clean water.
2. While agitating, add *Velocity* SG Herbicide and ensure it has dissolved completely before proceeding. Agitation should create a rippling or rolling action on the water surface.
3. Fill spray tank to desired level with water. Agitation should continue until spray solution has been applied.
4. Mix only the amount of spray solution that can be applied the day of mixing.
5. Apply *Velocity* SG Herbicide within 6 hours after mixing with water in spray tank.



10/21

**Table 1. WEEDS CONTROLLED BY VELOCITY SG HERBICIDE**

COMMON NAME	SCIENTIFIC NAME	WEED SIZE	APPLICATION RATE
Bluegrass Annual	<i>Poa annua</i>	Up to seedhead	1 to 6 oz/A (5 to 30 g ai/A) (0.011 to 0.066 lb ai/A)
Roughstalk	<i>Poa trivialis</i>	Up to seedhead	
Chickweed Common	<i>Stellaria media</i>	Up to seedhead	
Sticky	<i>Cerastium glomeratum</i>	Up to seedhead	
Clover Large Hop	<i>Trifolium campestre</i>	Up to seedhead	
White	<i>Trifolium repens</i>	Up to seedhead	
Dandelion	<i>Taraxacum officinale</i>	Seedling stage	
Henbit	<i>Lamium amplexicaule</i>	Up to seedhead	
Lawn Burweed	<i>Soliva pterosperma</i>	Up to seedhead	
Parsley-Piert	<i>Alchemilla arvensis</i>	Up to seedhead	
Plantain Broadleaf	<i>Plantago major</i>	Up to seedhead	
Buckhorn	<i>Plantago lanceolata</i>	Up to seedhead	
Swinecress	<i>Coronopus didymus</i>	Up to seedhead	
Yellow Nutsedge	<i>Cyperus esculentus</i>	Seedling stage	
Yellow Woodsorrel	<i>Oxalis stricta</i>	Seedling stage	

11/  
21

---

**DIRECTIONS FOR USE IN CREEPING BENTGRASS, TALL FESCUE AND  
PERMANENTLY ESTABLISHED PERENNIAL RYEGRASS  
ON GOLF COURSES AND SOD FARMS**

---

**CROPS**

- Creeping Bentgrass, *Agrostis palustris*
- Perennial Ryegrass, *Lolium perenne*
- Tall Fescue, *Festuca arundinacea*

**USE SITES**

- Golf course fairways and tees mowed at 3/8" to 3/4" in height.
- Sod farms mowed at 1/2" to 2" in height.

*Velocity* SG Herbicide may cause chlorosis when applied to creeping bentgrass, tall fescue or perennial ryegrass. The onset, intensity and persistence of symptoms are at least partially influenced by environmental conditions (e.g., temperature, cloud cover and rainfall) and cultural practices. When air temperatures are below 60°F symptoms appear more slowly and persist longer. Maximum weed control is observed when daily air temperatures are between 70 and 85°F. Avoid application of *Velocity* SG Herbicide in the spring before grass resumes active growth, or in the fall after growth slows.

*Velocity* SG Herbicide may cause significant injury to other turf species, especially certain cultivars of Kentucky bluegrass, *Poa pratensis*. *Velocity* SG Herbicide should not be applied to turf under heat stress, turf that has received exposure to frost or in heavy traffic and/or heavily shaded turf areas, which are more prone to herbicide injury.

**RESTRICTIONS AND LIMITATIONS**

- Do not apply through any type of irrigation system.
- Do not apply to golf greens or roughs.
- Do not apply if rain is expected within 12 hrs after application.
- Do not mow or irrigate turfgrass within 12 hrs after application.
- Do not apply to moist or wet turfgrass (including dew).
- Do not mix with wetting agents, spreader stickers, surfactants or other adjuvants.
- Do not apply more than 6 oz (0.066 lb ai/A) of *Velocity* SG Herbicide per acre per application.
- Do not apply more than a total of 12 oz (0.132 lb ai/A) of *Velocity* SG Herbicide per acre in a 28 day period.
- Do not apply more than a total of 24 oz (0.264 lb ai/A) of *Velocity* SG Herbicide per acre per year.
- Do not apply when daily high air temperatures are consistently below 60°F or above 90°F.
- Do not apply to turfgrass exhibiting symptoms of Pythium blight or growing under stress due to drought, high or low temperatures, low fertility, heavy thatch, mechanical injury or other stresses.
- Do not apply in heavy traffic and/or heavily shaded turf areas.
- Do not apply within 7 days after turf has been exposed to frost or freezing conditions.

12/  
121

## **VELOCITY SG HERBICIDE USE IN CREEPING BENTGRASS, TALL FESCUE AND PERMANENTLY ESTABLISHED PERENNIAL RYEGRASS**

*Velocity* SG Herbicide should only be applied during the time of year when creeping bentgrass, tall fescue, perennial ryegrass and target weeds are actively growing. The use season for *Velocity* SG Herbicide will therefore vary according to location.

Use Season (if all the above mentioned criteria are met):

Northern States and higher elevations in Southern Temperate States - May 15 to October 15.

Southern Temperate States - April 1 to June 1 and September 1 to November 1.

Contact your Valent representative or your local extension specialist for instructions specific to your area.

### **CONTROL PROGRAMS**

Determine control program for *Velocity* SG Herbicide by considering the desired level and speed of control and the severity of infestation by annual bluegrass. More than one application of *Velocity* SG Herbicide is required for maximum weed control.

- **Targeted Conversion**

This program will target and remove young, seedling annual bluegrass. Growth of established annual bluegrass will also be reduced and these plants will slowly weaken over time due to natural senescence and stress, but will not be replaced by newly germinated plants. Over time, turf will slowly transition from a mixed stand of desirable turf and annual bluegrass to a solid stand of creeping bentgrass, ryegrass or tall fescue.

**Early Summer:** Make two applications at 1 to 2 oz/A on a 14 to 28 day interval. Initiate applications after annual bluegrass begins to germinate and maximum daily air temperatures are consistently above 70°F.

**AND**

**Fall:** Make two applications at 1 to 2 oz/A on a 14 to 28 day interval. Initiate applications near September 1 or after daily maximum air temperatures are consistently less than 80°F.

- **Season-long Conversion**

This program will remove seedling annual bluegrass, and reduce the growth of established annual bluegrass. Over time, turf will slowly transition from a mixed stand of desirable turf and annual bluegrass to a solid stand of creeping bentgrass, ryegrass or tall fescue.

Make monthly applications at 1 to 2 oz/A during the growing season. Begin applications after May 15 and once maximum daily air temperatures are consistently above 70°F. Conclude applications on or before October 15 or when maximum daily air temperatures are consistently below 65°F.

13/  
121

• **Rapid Conversion (Creeping Bentgrass ONLY)**

**Option A:** Make two applications at 6 oz/A on a 10 to 14 day interval when maximum daily air temperatures are between 70°F and 85°F. Herbicide activity is maximized with shorter application intervals. This program should only be considered where annual bluegrass infestation is less than 10 percent and where complete removal will not result in unacceptable stand density.

**Option B:** Make up to five applications at 2 oz/A on a 3 to 7 day interval when maximum daily air temperatures are between 70°F and 85°F. Herbicide activity is maximized with shorter application intervals. This program should only be considered where annual bluegrass infestation is less than 10 percent and where complete removal will not result in unacceptable stand density.

**Overseeding after Velocity SG Herbicide:** Do not overseed turf until 7 days following the final Velocity SG Herbicide application.

**Velocity SG Herbicide Applications after Overseeding:** Do not apply Velocity SG Herbicide to turf until at least 30 days after overseeding.

**Table 2. DOLLAR SPOT SUPPRESSION BY VELOCITY SG HERBICIDE IN TURFGRASS**

DISEASES		APPLICATION RATE	SPECIAL INSTRUCTIONS
COMMON NAME	SCIENTIFIC NAME		
Dollar Spot	<i>Sclerotinia homeocarpa</i>	1 to 6 oz/A (5 to 30 g ai/A) (0.011 to 0.066 lb ai/A)	When used for weed control, Velocity SG Herbicide can substantially suppress the development and severity of dollar spot. Suppression may be evident for several weeks after the final application. To maximize suppression of dollar spot, initiate weed control program in the late spring or early summer before the appearance of dollar spot symptoms in turfgrass.

**USE PRECAUTIONS:**

- See "RESTRICTIONS AND LIMITATIONS" above.
- Velocity SG Herbicide can suppress dollar spot when applied before or soon after appearance of symptoms, but may not provide adequate curative control of established infections of dollar spot.
- Do not use Velocity SG Herbicide in place of labeled fungicides for curative control of dollar spot or where there is a low tolerance for this disease.

14/  
12

---

## DIRECTIONS FOR USE IN DORMANT BERMUDAGRASS ON GOLF COURSES AND SOD FARMS

---

### CROP

- Dormant Hybrid or Common Bermudagrass turf, *Cynodon dactylon*, that is non-overseeded or fall overseeded with perennial ryegrass, *Lolium perenne*.

### USE SITES

- Golf course fairways and tees mowed at 3/8" to 3/4" in height.
- Sod farms mowed at 1/2" to 2" in height.

### RESTRICTIONS AND LIMITATIONS

- Do not apply through any type of irrigation system.
- Do not apply to golf greens or roughs.
- Do not apply to overseeded perennial ryegrass mowed at less than 3/8".
- Do not apply if rain is expected within 12 hr after application.
- Do not mow or irrigate turfgrass within 12 hr after application.
- Do not apply to moist or wet turfgrass (including dew).
- Do not mix with wetting agents, spreader stickers, surfactants or other adjuvants.
- Do not apply more than 6 oz (0.066 lb ai/A) of *Velocity* SG Herbicide per acre per application.
- Do not apply more than a total of 12 oz (0.132 lb ai/A) of *Velocity* SG Herbicide per acre in a 28 day period.
- Do not apply more than a total of 24 oz (0.264 lb ai/A) of *Velocity* SG Herbicide per acre per year.
- Do not apply with flood jet nozzles or hand held sprayers.
- Do not apply when temperatures are below 55°F or above 85°F.
- Do not apply to turfgrass under stress due to drought, temperature, disease, low fertility, heavy thatch, mechanical injury, heavy traffic, heavy shade or other stresses.
- Do not apply to actively growing (tillering) bermudagrass.
- Do not apply to overseeded perennial ryegrass until at least 30 days after seedling emergence.

### VELOCITY SG HERBICIDE USE IN NON-OVERSEEDED, DORMANT BERMUDAGRASS

*Velocity* SG Herbicide may be applied to non-overseeded bermudagrass, but only when the turf is dormant. Therefore, apply *Velocity* SG Herbicide to non-overseeded bermudagrass after turf has become dormant in the fall and before turf breaks dormancy in the late winter/early spring. Application of *Velocity* SG Herbicide in the fall before bermudagrass becomes dormant or in the late winter/early spring during green-up may cause unacceptable injury to bermudagrass. *Velocity* SG Herbicide may cause unacceptable bermudagrass injury in southern areas where grass does not become completely dormant.

Make two to three applications at 3 to 4 oz/A on a 10 to 14 day interval when air temperatures are within the labeled range. Herbicide activity is maximized with higher use rates and shorter application intervals. Control of annual bluegrass will be more effective when annual bluegrass is immature, and when daily high temperatures are above 70°F at time of application. Some regrowth of annual bluegrass may occur.

Contact your Valent representative or your local extension specialist for a recommendation specific to your area.

15/  
24

## **VELOCITY SG HERBICIDE USE IN DORMANT BERMUDAGRASS OVERSEEDED WITH PERENNIAL RYEGRASS**

*Velocity* SG Herbicide may be applied to bermudagrass that has been overseeded with perennial ryegrass so long as bermudagrass is not actively growing, ryegrass has been growing for at least 30 days, and turf is mowed at fairway height. *Velocity* SG Herbicide may cause unacceptable injury to perennial ryegrass mowed at greens or rough height.

*Velocity* SG Herbicide may cause mild chlorosis and growth regulation when applied to overseeded perennial ryegrass. The onset, intensity and persistence of symptoms are at least partially influenced by use rate, environmental conditions (e.g., temperature, cloud cover and rainfall) and cultural practices. Symptoms may persist under cool and cloudy conditions.

**NOTE:** Annual bluegrass chlorosis can be mistaken for ryegrass chlorosis, especially under higher infestation levels of annual bluegrass, and when *Velocity* SG Herbicide application is not initiated until mid-late flower. Turf chlorosis is usually more apparent when small patches of turf are treated with *Velocity* SG Herbicide, and less apparent when large areas are treated. Therefore, if temporary turf chlorosis is a concern, do not treat small areas that are surrounded by areas of nontreated turf.

*Velocity* SG Herbicide should not thin ryegrass when applied in accordance with the label. Do not apply to overseeded ryegrass within 30 days after seedling emergence, do not apply to ryegrass that is exhibiting symptoms of heat or moisture stress, and do not apply when air temperatures are greater than 85°F or are predicted to exceed 85°F in the three days after application.

To maximize performance, apply *Velocity* SG Herbicide when temperatures are warm enough to promote active growth. Do not apply when air temperatures are below 55°F or are NOT predicted to exceed 55°F in any of the three days following application. In general, *Velocity* SG Herbicide will perform optimally (i.e. best weed control and least chlorosis to ryegrass) under sunny conditions when daytime high temperatures are consistently between 70°F and 80°F during and after application.

*Velocity* SG Herbicide may be less efficacious against annual bluegrass growing in non-overseeded dormant bermudagrass or in thin stands of ryegrass. In these settings, annual bluegrass is exposed to less competition and therefore, more annual bluegrass will germinate, and the resulting plants will grow more vigorously and be more difficult to control. To maximize the efficacy of *Velocity* SG Herbicide in overseeded dormant bermudagrass, broadcast ryegrass seed at a minimum of 300 lb per acre, and employ cultural practices that encourage the rapid formation of a dense stand of ryegrass.

16/  
21

## **CONTROL PROGRAMS FOR BERMUDAGRASS OVERSEEDED WITH PERENNIAL RYEGRASS:**

Select control program for *Velocity* SG Herbicide by considering the desired level of control and the tolerance for ryegrass chlorosis.

- **Fall Program: Early Season Control of Annual Bluegrass**

Apply *Velocity* SG Herbicide twice on a 10 to 14 day interval at 2 oz/A beginning 30 to 45 days after ryegrass emergence in the fall. This program will control newly emerged annual bluegrass before it begins flowering. This program may cause slight discoloration and growth regulation to ryegrass, but effects should be short lived when applied according to the label. This program may cause significant growth regulation to juvenile ryegrass if applied within 30 days after ryegrass seedling emergence, or if applied where ryegrass seedlings are exposed to temperatures below 25°F within 14 days after application. Some regrowth of annual bluegrass may occur during the spring, and additional application of *Velocity* SG Herbicide may be required at this time. This program should be considered where there is low tolerance for ryegrass chlorosis in the late winter and early spring. Do not initiate this program until at least 30 days after ryegrass seedling emergence, or use in areas where daily low temperatures less than 25°F are likely within 14 days after application.

- **Winter/Spring Program: Late Season Control of Annual Bluegrass**

Apply *Velocity* SG Herbicide two or three times on a 14 to 21 day interval at 6 oz/A after annual bluegrass begins flowering. Use 21 day interval if perennial ryegrass is exhibiting undesirable chlorosis at 14 days after application. Do not make more than two applications per year where mowing height is less than 1/2". Efficacy may be decreased if application interval exceeds 21 days. This program should be considered for heavier infestations of annual bluegrass, and where there is a higher tolerance for temporary ryegrass chlorosis. Do not initiate this program until at least 60 days after ryegrass seedling emergence, and only when temperatures are within the labeled range.

- **Winter/Spring Program: Late Season Seed Head Suppression of Annual Bluegrass**

Apply *Velocity* SG Herbicide two or three times on a 14 day interval at 3 oz/A when annual bluegrass first begins flowering. Efficacy may be decreased if application interval exceeds 14 days. This program will strongly suppress production of seed heads and therefore decrease the density of annual bluegrass in the following use season. This program will cause less chlorosis than the Late Season Control program, and should be considered where there is a low tolerance for ryegrass chlorosis. Do not initiate this program until at least 60 days after ryegrass seedling emergence, and only when temperatures are within the labeled range.



17/  
24

## STORAGE AND DISPOSAL

Do not contaminate water, food or feed by storage and disposal.

### PESTICIDE STORAGE

Store in a cool dry place.

Keep pesticide in original container.

Keep container closed when not in use.

Do not put concentrate or dilute into food or drink containers.

Not for use or storage in or around the home.

For help with any spill, leak, fire or exposure involving this material, call day or night  
800-892-0099.

### PESTICIDE DISPOSAL

Waste resulting from the use of this product may be disposed of on site or at an approved waste disposal facility.

### CONTAINER HANDLING

Nonrefillable container. Do not reuse or refill this container. Clean container promptly after emptying. Triple rinse as follows: Empty the remaining contents into application equipment or a mix tank and drain for 10 seconds after the flow begins to drip. Fill the container  $\frac{1}{4}$  full with water and recap. Shake for 10 seconds. Pour rinsate into application equipment or a mix tank or store rinsate for later use or disposal. Drain for 10 seconds after the flow begins to drip. Repeat this procedure two more times. Offer for recycling if available, or dispose of in a sanitary landfill or by incineration.

Copyright© 2012 by Valent U.S.A. Corporation

*Velocity* is a registered trademark of Valent U.S.A. Corporation

Manufactured for:

**Valent U.S.A. Corporation**

P.O. Box 8025

Walnut Creek, CA 94596-8025

Made in U.S.A.

EPA Reg. No. 59639-136

EPA Est. 11773-IA-01

059639-00136.20121116.VELSG.NOTIF

20120705

18/  
2

# Supplemental Label



## VELOCITY<sup>®</sup> SG HERBICIDE

EPA Reg. No. 59639-136

### REVISED DIRECTIONS FOR USE IN CREEPING BENTGRASS, TALL FESCUE AND PERMANENTLY ESTABLISHED PERENNIAL RYEGRASS

This supplemental label expires on November 30, 2015 and must not be used or distributed after this date.

#### DIRECTIONS FOR USE

It is a violation of Federal law to use this product in a manner inconsistent with its labeling.

**THIS LABELING MUST BE IN THE POSSESSION OF THE USER AT THE TIME OF APPLICATION. READ THE LABEL AFFIXED TO THE CONTAINER FOR VELOCITY SG HERBICIDE BEFORE APPLYING. USE OF VELOCITY SG HERBICIDE ACCORDING TO THIS LABELING IS SUBJECT TO THE USE PRECAUTIONS AND LIMITATIONS IMPOSED BY THE LABEL AFFIXED TO THE CONTAINER FOR VELOCITY SG HERBICIDE.**

---

### DIRECTIONS FOR USE IN CREEPING BENTGRASS, TALL FESCUE AND PERMANENTLY ESTABLISHED PERENNIAL RYEGRASS ON GOLF COURSES AND SOD FARMS


---

#### CROPS

- Creeping Bentgrass, *Agrostis palustris*
- Perennial Ryegrass, *Lolium perenne*
- Tall Fescue, *Festuca arundinacea*

#### USE SITES

- Golf course fairways and tees mowed at 3/8" to 3/4" in height.
- Sod farms mowed at 1/2" to 2" in height.



*Velocity* SG Herbicide may cause chlorosis when applied to creeping bentgrass, tall fescue or perennial ryegrass. The onset, intensity and persistence of symptoms are at least partially influenced by environmental conditions (e.g., temperature, cloud cover and rainfall) and cultural practices. When air temperatures are below 60°F symptoms appear more slowly and persist longer. Maximum weed control is observed when daily air temperatures are between 70 and 85°F. Avoid application of *Velocity* SG Herbicide in the spring before grass resumes active growth, or in the fall after growth slows.

19/12

*Velocity* SG Herbicide may cause significant injury to other turf species, especially certain cultivars of Kentucky bluegrass, *Poa pratensis*. *Velocity* SG Herbicide should not be applied to turf under heat stress, turf that has received exposure to frost or in heavy traffic and/or heavily shaded turf areas, which are more prone to herbicide injury.

### **RESTRICTIONS AND LIMITATIONS**

- Do not apply through any type of irrigation system.
- Do not apply to golf greens or roughs.
- Do not apply if rain is expected within 12 hrs after application.
- Do not mow or irrigate turfgrass within 12 hrs after application.
- Do not apply to moist or wet turfgrass (including dew).
- Do not mix with wetting agents, spreader stickers, surfactants or other adjuvants.
- Do not apply more than 6 oz (0.066 lb ai/A) of *Velocity* SG Herbicide per acre per application.
- Do not apply more than a total of 12 oz (0.132 lb ai/A) of *Velocity* SG Herbicide per acre in a 28 day period.
- Do not apply more than a total of 24 oz (0.264 lb ai/A) of *Velocity* SG Herbicide per acre per year.
- Do not apply when daily high air temperatures are consistently below 60°F or above 90°F.
- Do not apply to turfgrass exhibiting symptoms of Pythium blight or growing under stress due to drought, high or low temperatures, low fertility, heavy thatch, mechanical injury or other stresses.
- Do not apply in heavy traffic and/or heavily shaded turf areas.
- Do not apply within 7 days after turf has been exposed to frost or freezing conditions.

### **VELOCITY SG HERBICIDE USE IN CREEPING BENTGRASS, TALL FESCUE AND PERMANENTLY ESTABLISHED PERENNIAL RYEGRASS**

*Velocity* SG Herbicide should only be applied during the time of year when creeping bentgrass, tall fescue, perennial ryegrass and target weeds are actively growing. The use season for *Velocity* SG Herbicide will therefore vary according to location.

Use Season (if all the above mentioned criteria are met):

Northern States and higher elevations in Southern Temperate States - May 15 to October 15.

Southern Temperate States - April 1 to June 1 and September 1 to November 1.

Contact your Valent representative or your local extension specialist for instructions specific to your area.

## CONTROL PROGRAMS

Determine control program for *Velocity* SG Herbicide by considering the desired level and speed of control and the severity of infestation by annual bluegrass. More than one application of *Velocity* SG Herbicide is required for maximum weed control.

- **Targeted Conversion**

This program will target and remove young, seedling annual bluegrass. Growth of established annual bluegrass will also be reduced and these plants will slowly weaken over time due to natural senescence and stress, but will not be replaced by newly germinated plants. Over time, turf will slowly transition from a mixed stand of desirable turf and annual bluegrass to a solid stand of creeping bentgrass, ryegrass or tall fescue.

**Early Summer:** Make two applications at 1 to 2 oz/A on a 14 to 28 day interval. Initiate applications after annual bluegrass begins to germinate and maximum daily air temperatures are consistently above 70°F.

**AND**

**Fall:** Make two applications at 1 to 2 oz/A on a 14 to 28 day interval. Initiate applications near September 1 or after daily maximum air temperatures are consistently less than 80°F.

- **Season-long Conversion**

This program will remove seedling annual bluegrass, and reduce the growth of established annual bluegrass. Over time, turf will slowly transition from a mixed stand of desirable turf and annual bluegrass to a solid stand of creeping bentgrass, ryegrass or tall fescue.

Make monthly applications at 1 to 2 oz/A during the growing season. Begin applications after May 15 and once maximum daily air temperatures are consistently above 70°F. Conclude applications on or before October 15 or when maximum daily air temperatures are consistently below 65°F.

- **Rapid Conversion (Creeping Bentgrass ONLY)**

**Option A:** Make two applications at 6 oz/A on a 10 to 14 day interval when maximum daily air temperatures are between 70°F and 85°F. Herbicide activity is maximized with shorter application intervals. This program should only be considered where annual bluegrass infestation is less than 10 percent and where complete removal will not result in unacceptable stand density.

**Option B:** Make up to five applications at 2 oz/A on a 3 to 7 day interval when maximum daily air temperatures are between 70°F and 85°F. Herbicide activity is maximized with shorter application intervals. This program should only be considered where annual bluegrass infestation is less than 10 percent and where complete removal will not result in unacceptable stand density.

**Overseeding after *Velocity* SG Herbicide:** Do not overseed turf until 7 days following the final *Velocity* SG Herbicide application.

21/  
12

**Velocity SG Herbicide Applications after Overseeding:** Do not apply Velocity SG Herbicide to turf until at least 30 days after overseeding.

**Table 1. WEEDS CONTROLLED BY VELOCITY SG HERBICIDE**

COMMON NAME	SCIENTIFIC NAME	WEED SIZE	APPLICATION RATE
Bluegrass Annual	<i>Poa annua</i>	Up to seedhead	1 to 6 oz/A (5 to 30 g ai/A) (0.011 to 0.066 lb ai/A)
Roughstalk	<i>Poa trivialis</i>	Up to seedhead	
Chickweed Common	<i>Stellaria media</i>	Up to seedhead	
Sticky	<i>Cerastium glomeratum</i>	Up to seedhead	
Clover Large Hop	<i>Trifolium campestre</i>	Up to seedhead	
White	<i>Trifolium repens</i>	Up to seedhead	
Dandelion	<i>Taraxacum officinale</i>	Seedling stage	
Henbit	<i>Lamium amplexicaule</i>	Up to seedhead	
Lawn Burweed	<i>Soliva pterosperma</i>	Up to seedhead	
Parsley-Piert	<i>Alchemilla arvensis</i>	Up to seedhead	
Plantain Broadleaf	<i>Plantago major</i>	Up to seedhead	
Buckhorn	<i>Plantago lanceolata</i>	Up to seedhead	
Swinecress	<i>Coronopus didymus</i>	Up to seedhead	
Yellow Nutsedge	<i>Cyperus esculentus</i>	Seedling stage	
Yellow Woodsorrel	<i>Oxalis stricta</i>	Seedling stage	

**PLEASE CONTACT VALENT U.S.A. CORPORATION AT 800-6-VALENT (800-682-5368) TO DETERMINE IF THIS USE IS REGISTERED IN YOUR STATE.**

Copyright © 2012 by Valent U.S.A. Corporation

Manufactured for:

**Valent U.S.A. Corporation**

P. O. Box 8025

Walnut Creek, CA 94596-8025

www.valent.com

Made in U. S. A.

059639-00136.20130104.VELSG.Fed Supp.AMEND

20120705