



54639-131

12/17/2003

1/25

Use read instructions before completing form.

Form Approved. OMB No. 2070-0080, Approval expires 2-28-95



United States Environmental Protection Agency Washington, DC 20460

Registration Amendment Other

OPP Identifier Number 302990

Application for Pesticide - Section I

1. Company/Product No. 54639-131
2. EPA Product Manager Joanne Miller
3. Proposed Classification None Restricted
4. Company/Product Name GANGSTER Herbicide PM# 23
5. Name and Address of Applicant (Include ZIP Code) Valent U.S.A. Corp 1600 Riviera Ave... P.O. Box 8025 Walnut Creek, CA 94605
6. Expedited Review. In accordance with FIFRA Section 3(c)(3)(b)(i), my product is similar or identical in composition and labeling to: EPA Reg. No. Product Name

Section - II

Amendment - Expedited Review
Resubmission in response to Agency letter dated
Notification - Expedited Review
Final printed labels in response to Agency letter dated
"Me Too" Application.
Other - Explain below.
NOTIFICATION DEC 17 2003

Explanation: Use additional sheets if necessary. (For section I and Section II.)
NOTIFICATION: Corrected geographical errors, adding more states under the section titled "DIRECTIONS FOR USE IN FALL AND SPRING PREPLANT BURNDOWN PROGRAM FOR BEANS" and deleting a graphic of a map in the same section.

Section - III

1. Material This Product is Packaged In: Child-Resistant Packaging, Water Soluble Packaging, 2. Type of Container Metal, Plastic, Glass, Paper, Other (Specify)
3. Location of Net Content Label, 4. Size(s) Retail Container, 5. Location of Label Directions, 6. Manner in Which Labels are Applied to Product Lithograph, Paper glued, Stenciled, Other

Section - IV

1. Contact Point (Complete this section directly below for identification of individual to be contacted, if necessary, to process this application.) Name Linda Obrestad Title Labeling Specialist Telephone No (Include Area Code) (925) 257-2791
Certification I certify that the statements I have made on this form and all attachments thereto are true, accurate and complete. I acknowledge that knowingly false or misleading statement may be punishable by fine or imprisonment or both under applicable law.
2. Signature Linda Obrestad 3. Title Labeling Specialist
4. Typed Name Linda Obrestad 5. Date December 5, 2003
6. Date Application Received (Stamped)


1600 Riviera Avenue  
Suite 200  
PO. Box 8025  
Walnut Creek, CA 94596-8025  
(925) 256 2700



2/25

December 5, 2003

GANGSTER™ Herbicide  
EPA Reg No. 59639-131  
Notification  
OPP. Identifier No. 302990



**CERTIFICATION STATEMENT**

This notification is consistent with the provisions of PR Notice 98-10 and EPA regulations at 40 CFR 152.46, and no other changes have been made to the labeling or the confidential statement of formula of this product. I understand that it is a violation of 18 U.S.C. Sec. 1001 to willfully make any false statement to EPA. I further understand that if this notification is not consistent with the terms of PR Notice 98-10 and 40 CFR 152.46, this product may be in violation of FIFRA and I may be subject to enforcement action and penalties under sections 12 and 14 of FIFRA.

**NOTIFICATION**

DEC 17 2003

Linda Obrestad  
Registration and Regulatory Affairs  
Valent U.S.A. Corporation



# Gangster™ Herbicide

A Multi-Pack Product for Preemergent Control of Certain Weeds in Soybeans  
Containing Gangster V Herbicide and Gangster FR Herbicide

### Gangster V Herbicide

Active Ingredient	By Wt.
*Flumioxazin .....	51 %
Other Ingredients .....	49 %
Total .....	100 %

\*2-[7-fluoro-5,6-dihydro-3-oxo-4-(2-propynyl)-2H-1,4-benzoxazin-6-yl]-4,5,6,7-tetrahydro-1H-isoindole-1,3(2H)-dione

NET WEIGHT \_\_\_\_\_

KEEP OUT OF REACH OF CHILDREN

## CAUTION

SEE NEXT PAGE FOR ADDITIONAL PRECAUTIONARY STATEMENTS.

## PRECAUTIONARY STATEMENTS

### HAZARDS TO HUMANS & DOMESTIC ANIMALS

#### CAUTION

Harmful if inhaled or absorbed through the skin. Causes eye irritation. Avoid breathing dust and spray mist. Avoid contact with skin, eyes or clothing.

#### FIRST AID

- If inhaled:**
  - Move person to fresh air.
  - If person is not breathing, call 911 or an ambulance, then give artificial respiration, preferably by mouth-to-mouth if possible.
  - Call a poison control center or doctor for further treatment advice.
- If on skin or clothing:**
  - Take off contaminated clothing.
  - Rinse skin immediately with plenty of water for 15-20 minutes.
  - Call a poison control center or doctor for treatment advice.
- If in eyes:**
  - Hold eye open and rinse slowly and gently with water for 15-20 minutes.
  - Remove contact lenses, if present, after the first 5 minutes, then continue rinsing eye.
  - Call a poison control center or doctor for treatment advice.
- If swallowed:**
  - Call a poison control center or doctor immediately for treatment advice.
  - Have person sip a glass of water if able to swallow.
  - Do not induce vomiting unless told to do so by the poison control center or doctor.
  - Do not give anything by mouth to an unconscious person.

#### HOT LINE NUMBER

Have the product container or label with you when calling a poison control center or doctor or going for treatment. You may also contact **1-800-892-0099** for emergency medical treatment information.

#### PERSONAL PROTECTIVE EQUIPMENT (PPE):

Some of the materials that are chemical-resistant to this product are listed below. If you want more options, follow the instructions for category A on an EPA chemical-resistance category selection chart.

**Applicators and other handlers must wear:** long-sleeved shirt and long pants, chemical-resistant gloves such as butyl rubber ≥14 mils, or natural rubber ≥14 mils, or neoprene rubber ≥14 mils or nitrile rubber ≥14 mils and shoes plus socks. Follow manufacturer's instructions for cleaning/maintaining PPE. If no such instructions for washables, use detergent and hot water. Keep and wash PPE separately from other laundry.

#### USER SAFETY RECOMMENDATIONS

Users should:

- Wash hands before eating, drinking, chewing gum, using tobacco or using the toilet.
- Remove clothing immediately if pesticide gets inside. Then wash thoroughly and put on clean clothing.

**ENVIRONMENTAL HAZARDS:**

This product is toxic to non-target plants and aquatic invertebrates. Do not apply directly to water, to areas where surface water is present or to intertidal areas below the mean high water mark. Drift or runoff may be hazardous to non-target plants and aquatic organisms in neighboring areas. Do not apply where runoff is likely to occur. Do not apply when weather conditions favor drift from treated areas. Do not contaminate water when disposing of equipment washwaters.

**DIRECTIONS FOR USE**

It is a violation of Federal Law to use this product in a manner inconsistent with its labeling.

**READ ENTIRE LABEL. USE STRICTLY IN ACCORDANCE WITH PRECAUTIONARY STATEMENTS AND DIRECTIONS, AND WITH APPLICABLE STATE AND FEDERAL REGULATIONS.**


Do not apply this product in a way that will contact workers or other persons, either directly or through drift. Only protected handlers may be in the area during application. For any requirements specific to your State or Tribe, consult the agency responsible for pesticide regulation.

**AGRICULTURAL USE REQUIREMENTS**

Use this product only in accordance with its labeling and with the Worker Protection Standard, 40 CFR part 170. This Standard contains requirements for the protection of agricultural workers on farms, forests, nurseries, and greenhouses, and handlers of agricultural pesticides. It contains requirements for training, decontamination, notification, and emergency assistance. It also contains specific statements on this label about personal protective equipment (PPE), and restricted-entry interval. The requirements in this box only apply to uses of this product that are covered by the Worker Protection Standard.

Do not enter or allow worker entry into treated areas during the restricted entry interval (REI) of 12 hours.

PPE required for early entry to treated areas that is permitted under the Worker Protection Standard and that involves contact with anything that has been treated, such as plants, soil, or water, is: coveralls, chemical resistant gloves, shoes plus socks.



6/25



# Gangster™ Herbicide

A Multi-Pack Product for Preemergent Control of Certain Weeds in Soybeans  
Containing Gangster V Herbicide and Gangster FR Herbicide

## Gangster FR Herbicide

Active Ingredient	By Wt.
**Cloransuluron-methyl .....	84%
Other Ingredients .....	16%
Total .....	100%

\*\*N-(2-carbomethoxy-6-chlorophenyl)-5-ethoxy-7-fluoro(1,2,4)triazolo-[1,5-c]pyrimidine-2-sulfonamide

**KEEP OUT OF REACH OF CHILDREN**

## CAUTION

**SEE NEXT PAGE FOR ADDITIONAL PRECAUTIONARY STATEMENTS.**

**NET WEIGHT \_\_\_\_\_**

7/25

## PRECAUTIONARY STATEMENTS

HAZARD TO HUMANS & DOMESTIC ANIMALS

### CAUTION

Causes irritation. Harmful if absorbed through the skin. Avoid contact with skin, eyes or clothing.

#### FIRST AID

- If in eyes:**
- Hold eye open and rinse slowly and gently with water for 15-20 minutes.
  - Remove contact lenses, if present, after the first 5 minutes, then continue rinsing eye.
  - Call a poison control center or doctor for treatment advice.
- If on skin or clothing:**
- Take off contaminated clothing.
  - Rinse skin immediately with plenty of water for 15-20 minutes.
  - Call a poison control center or doctor for treatment advice.

#### HOT LINE NUMBER

Have the product container or label with you when calling a poison control center or doctor or going for treatment. You may also contact **1-800-892-0099** for emergency medical treatment information.

#### PERSONAL PROTECTIVE EQUIPMENT (PPE):

Some of the materials that are chemical-resistant to this product are listed below. If you want more options, follow the instructions for category A on an EPA chemical-resistance category selection chart.

**Applicators and other handlers must wear:** long-sleeved shirt and long pants, chemical-resistant gloves such as butyl rubber ≥14 mils, or natural rubber ≥14 mils, or neoprene rubber ≥14 mils or nitrile rubber ≥14 mils and shoes plus socks. Follow manufacturer's instructions for cleaning/maintaining PPE. If no such instructions for washables, use detergent and hot water. Keep and wash PPE separately from other laundry.

#### USER SAFETY RECOMMENDATIONS

Users should:

- Wash hands before eating, drinking, chewing gum, using tobacco or using the toilet.
- Remove clothing immediately if pesticide gets inside. Then wash thoroughly and put on clean clothing.

8/25

**ENVIRONMENTAL HAZARDS:**

This product is toxic to non-target plants and aquatic invertebrates. Do not apply directly to water, to areas where surface water is present or to intertidal areas below the mean high water mark. Drift or runoff may be hazardous to non-target plants and aquatic organisms in neighboring areas. Do not apply where runoff is likely to occur. Do not apply when weather conditions favor drift from treated areas. Do not contaminate water when disposing of equipment washwaters.

Cloransulam-methyl and its transformation products demonstrate the properties and characteristics associated with chemicals detected in ground water. The use of this chemical in areas where soils are permeable, particularly where the water table is shallow, may result in ground water contamination.

Cloransulam-methyl can contaminate surface water through spray drift.

Under some conditions, cloransulam-methyl, and/or its transformation products, may have a high potential for runoff into surface water (primarily via dissolution in runoff water), for several weeks post-application. Vulnerable conditions include poorly draining or wet soils with readily visible slopes toward adjacent surface waters, frequently flooded areas, areas over-laying extremely shallow ground water, areas with in-field canals or ditches that drain to surface water, areas not separated from adjacent surface waters with vegetated filter strips and areas over-laying tile drainage systems that drain to surface water.

**DIRECTIONS FOR USE**

It is a violation of Federal Law to use this product in a manner inconsistent with its labeling.

**READ ENTIRE LABEL. USE STRICTLY IN ACCORDANCE WITH PRECAUTIONARY STATEMENTS AND DIRECTIONS, AND WITH APPLICABLE STATE AND FEDERAL REGULATIONS.**

Do not apply this product in a way that will contact workers or other persons, either directly or through drift. Only protected handlers may be in the area during application. For any requirements specific to your State or Tribe, consult the agency responsible for pesticide regulation.

**AGRICULTURAL USE REQUIREMENTS**

Use this product only in accordance with its labeling and with the Worker Protection Standard, 40 CFR part 170. This Standard contains requirements for the protection of agricultural workers on farms, forests, nurseries, and greenhouses, and handlers of agricultural pesticides. It contains requirements for training, decontamination, notification, and emergency assistance. It also contains specific statements on this label about personal protective equipment (PPE), and restricted-entry interval. The requirements in this box only apply to uses of this product that are covered by the Worker Protection Standard.

Do not enter or allow worker entry into treated areas during the restricted entry interval (REI) of 12 hours.

PPE required for early entry to treated areas that is permitted under the Worker Protection Standard and that involves contact with anything that has been treated, such as plants, soil, or water, is: coveralls, chemical resistant gloves and shoes plus socks.



9/25

**DISCLAIMER, RISKS OF USING THIS PRODUCT,  
LIMITED WARRANTY  
AND LIMITATION OF LIABILITY**

**IMPORTANT:** Read the entire Label including this Disclaimer, Risks of Using this Product, Limited Warranty, and Limitation of Liability before using this product. If the terms are not acceptable THEN DO NOT USE THE PRODUCT; rather, return the unopened product within 15 days of purchase for a refund of the purchase price.

**RISKS OF USING THIS PRODUCT**

The Buyer and User (referred to collectively herein as "Buyer") of this product should be aware that there are inherent unintended risks associated with the use of this product which are impossible to eliminate. These risks include, but are not limited to, injury to plants and crops to which this product is applied, lack of control of the target pests or weeds, resistance of the target pest or weeds to this product, injury caused by drift, and injury to rotational crops caused by carryover in the soil. Such risks of crop injury, non-performance, resistance to other unintended consequences are unavoidable and may result because of such factors as weather, soil conditions, disease, moisture conditions, irrigation practices, condition of the crop at the time of application, presence of other materials either applied in the tank mix with this product or prior to application of this product, cultural practices or the manner of use or application, (or a combination of such factors) all of which are factors beyond the control of Valent. The Buyer should be aware that these inherent unintended risks may reduce the harvested yield of the crop in all or a portion of the treated acreage, or otherwise affect the crop such that additional care, treatment and expense are required to take the crop to harvest. If the Buyer chooses not to accept these risks, THEN THIS PRODUCT SHOULD NOT BE APPLIED. By applying this product Buyer acknowledges and accepts these inherent unintended risks AND AGREES THAT ALL SUCH RISKS ASSOCIATED WITH THE APPLICATION AND USE ARE ASSUMED BY THE BUYER.

Valent shall not be responsible for losses or damages (including, but not limited to, loss of yield, increased expenses of farming the crop or such incidental, consequential or special damages that may be claimed) resulting from use of this product in any manner not set forth on the label. Buyer assumes all risks associated with the use of this product in any manner or under conditions not specifically directed or approved on the label.

**LIMITED WARRANTY**

Valent warrants only that this product conforms to the chemical description on the label and is reasonably fit for the purposes stated in the label, under average use conditions, when used strictly in accordance with the label and subject to the Risks of Using This Product as described above. EXCEPT AS SET FORTH ABOVE, VALENT MAKES NO OTHER WARRANTIES, EITHER EXPRESSED OR IMPLIED. No agent or representative of Valent or Seller is authorized to make or create any other express or implied warranty.

**LIMITATION OF LIABILITY**

In no event shall Valent or Seller be liable for any incidental, consequential, indirect or special damages resulting from the use or handling of this product. The limitation includes, but is not limited to, loss of yield on all or any portion of the treated acreage, increased care, treatment or other expenses required to take the crop to harvest, increased finance charges or altered finance ratings, emotional or mental distress and/or exemplary damages. THE EXCLUSIVE REMEDY OF THE BUYER, AND THE EXCLUSIVE MAXIMUM LIABILITY OF VALENT OR SELLER FOR ANY AND ALL CLAIMS, LOSSES, INJURIES OR DAMAGES (INCLUDING CLAIMS BASED ON BREACH OF WARRANTY, CONTRACT, NEGLIGENCE, TORT, STRICT LIABILITY OR OTHERWISE) RESULTING FROM THE USE OR HANDLING OF THIS PRODUCT SHALL BE THE RETURN OF THE PURCHASE PRICE OF THIS PRODUCT OR, AT THE ELECTION OF VALENT OR SELLER, THE REPLACEMENT OF THE PRODUCT.

**PROMPT NOTICE OF CLAIM**

Valent must be provided notice as soon as Buyer has reason to believe it may have a claim, but in no event later than twenty-one days from date of planting, or twenty-one days from the date of application, whichever is latter, so that an immediate inspection of the affected property and growing crops can be made.

If Buyer does not notify Valent of any claims, in such period, it shall be barred from obtaining any remedy.

**NO AMENDMENTS**

Valent and Seller offer this product, and Buyer accepts it, subject to the foregoing Disclaimer, Risks of Using This Product, Limited Warranty and Limitation of Liability, which may not be modified by any oral or written agreement.

**TANK MIXES**

**NOTICE:** Tank mixing or use of this product with any other product which is not specifically and expressly authorized by the label shall be the exclusive risk of user, applicator and/or application advisor.

Read and follow the entire label of each product to be used in the tank mix with this product.

# TABLE OF CONTENTS

## GENERAL INFORMATION

- General Restrictions and Limitations.....
- Environmental Conditions and Biological Performance.....
  - Preemergence Application.....
  - Burndown Application.....
  - Fitnesness.....
- Soil Characteristics.....
- Herbicide Rate.....
  - Residual Weed Control (Including Preemergence Applications or Applications as Part of a Fall or Spring Burndown Program).....
- Carrier Volume and Spray Pressure.....
  - Preemergence Application.....
  - Burndown Application.....
- Additional.....
  - Burndown Applications.....
- Jar Test to Determine Compatibility of Adjuvants and GANGSTER Herbicide.....
- Sprayer Preparation.....
- Mixing Instructions.....
- GANGSTER Load Chart.....
- Sprayer Cleanup.....
- Application Equipment.....
- Broadcast Application.....
- Band Application.....
- Aerial Application.....
- Crop Failure.....
- Rotational Restrictions.....
- Resistance Management.....

## DIRECTIONS FOR USE IN FALL AND SPRING PREPLANT BURNDOWN PROGRAMS IN SOYBEANS (Preemergence To Crop)

- General Restrictions and Limitations.....
- Fall Burndown Programs.....
- Weeds Controlled by Fall and Spring Preplant Burndown Programs..... Table 1
- Spring Burndown Programs.....
- Recommendations for Weed Control in Soybeans.....
- Broadleaf Weeds Controlled by Residual Activity of GANGSTER..... Table 2
- Weeds Suppressed by Residual Activity of GANGSTER in Soybeans..... Table 3

## DIRECTIONS FOR USE IN SOYBEANS

- General Restrictions and Limitations.....
- Timing to Soybeans.....
- Timing to Weeds.....
  - Burndown – Preemergence to Soybeans, Postemergence to Weeds.....
- Tank Mixes.....
- Tank Mix Partners for Control of Emerged Weeds in Reduced Tillage Soybeans..... Table 4
- Additional Residual Broadleaf Control.....
- Additional Residual Grass Control.....
- ROUNDUP READY® Program.....

## STORAGE AND DISPOSAL.....

11/25

## Tank Mix Of Gangster V And Gangster FR Herbicides (Hereafter Referred To As Gangster)

### GENERAL INFORMATION

**Do not apply this product through any type of irrigation system.**

#### **AVOIDING SPRAY DRIFT AT THE APPLICATION SITE IS THE RESPONSIBILITY OF THE APPLICATOR.**

The interaction of many equipment and weather related factors determine the potential for spray drift. The applicator is responsible for considering all of these factors when making application decisions. Where states have more stringent regulations, they should be observed. GANGSTER provides residual control of susceptible weeds in soybeans. GANGSTER can also be used as part of a burndown program in soybeans.

#### **GENERAL RESTRICTIONS AND LIMITATIONS**

- Do not apply this product when weather conditions favor spray drift from treated areas.
- Do not graze treated fields or feed treated forage or hay to livestock.
- When applying by air, observe drift management restrictions and precautions listed under "AERIAL APPLICATION".
- Do not apply GANGSTER by air in the state of New York.

#### **ENVIRONMENTAL CONDITIONS AND BIOLOGICAL PERFORMANCE**

##### **Preemergence Application (Conventional Tillage)**

**Important:** Crop injury may occur from applications made to poorly drained soils and/or applications made under cool, wet conditions. Risk of crop injury can be minimized by using on well drained soils, planting at least 1.5 inches deep, using high quality seed and completely covering seeds with soil prior to preemergence applications. Treated soil that is splashed onto newly emerged crops may result in temporary crop injury.

Moisture is necessary to activate GANGSTER in soil for residual weed control. Dry weather following applications of GANGSTER may reduce effectiveness. However, when adequate moisture is received after dry conditions, GANGSTER will control susceptible germinating weeds. GANGSTER may not control weeds that germinate after application but before an activating rainfall/irrigation or weeds that germinate through cracks resulting from dry soil.

When adequate moisture is not received after a GANGSTER application, weed control may be improved by irrigation with at least 1/2 inch of water within 7 days of application. If emerged weeds are controlled by cultivation, residual weed control will be reduced.

##### **Burndown Applications**

For best results, GANGSTER should be applied as part of a burndown program to actively growing weeds. Applying GANGSTER under conditions that do not promote active weed growth will reduce herbicide effectiveness. Do not apply GANGSTER when weeds are under stress due to drought, excessive water, extremes in temperature, disease, or low humidity. Weeds under stress tend to become less susceptible to herbicidal action. GANGSTER is most effective when applied under warm sunny conditions. Reduced residual weed control may occur when burndown applications are made to fields where heavy crop and/or weed residue exist.

##### **Rainfastness**

GANGSTER is rainfast 1 hour after application. Applications should not be made if rain is expected within two hours of application or efficacy may be reduced.

##### **SOIL CHARACTERISTICS**

Application of GANGSTER to soils with high organic matter and/or high clay content may require higher dosages than soils with low organic matter and/or low clay content. Application to cloddy seedbeds can result in reduced weed control.

12/25

## HERBICIDE RATE

### **Residual Weed Control (Including Preemergence Applications or Applications as Part of a Fall or Spring Burndown Program)**

Based upon soil characteristics (organic matter content and texture), the most difficult to control weed species being targeted, and the crop being grown, select the proper GANGSTER dosage from Table 2. Table 3 lists weeds that are suppressed by GANGSTER.

**CARRIER VOLUME AND SPRAY PRESSURE** (Ground Equipment only. See Information for Aerial Equipment under "AERIAL APPLICATION".)

### **PREEMERGENCE APPLICATIONS (Conventional Tillage)**

To ensure uniform coverage, use 10 to 30 gals. spray solution per acre for conventional tillage applications. Nozzle selection should meet manufacturer's gallonage and pressure recommendations for preemergence herbicide application.

### **BURNDOWN APPLICATIONS (Prior to Crop Emergence)**

To ensure thorough coverage in burndown applications, use 15 to 30 gals. spray solution per acre. Use 20 to 30 gals. per acre if dense vegetation or heavy crop residue is present. Nozzle selection should meet manufacturer's gallonage and pressure recommendations for postemergence herbicide application.

## ADDITIVES

### **BURNDOWN APPLICATIONS (Prior to Crop Emergence)**

Postemergence control of weeds from GANGSTER requires the addition of an agronomically approved adjuvant to the spray mixture. Either a crop oil concentrate or methylated seed oil which contains at least 15% emulsifiers and 30% oil, or a non-ionic surfactant at 0.25% v/v, may be used when applying GANGSTER as part of a burndown program. Some tank mix partners, such as Glyphomax™ Plus are formulated with sufficient adjuvants and do not require the addition of a crop oil concentrate, methylated seed oil, or a non-ionic surfactant at 0.25% v/v, when tank mixed with GANGSTER. An exception to this may be when tank mix products are applied at spray volumes in excess of 20 gals. per acre. Always check tank mix product label or manufacturer representative for adjuvant recommendations under elevated spray volume applications as additional adjuvants may be suggested. The addition of a crop oil concentrate, methylated seed oil or a non-ionic surfactant at 0.25% v/v may increase the burndown activity on certain weeds such as cutleaf evening primrose and Carolina geranium. Mixing compatibility qualities should be verified by a jar test.

A spray grade nitrogen source (either ammonium sulfate at 2.0 to 2.5 lbs./A or a 28 to 32% nitrogen solution at 1 to 2 qts./A) may be added to the spray mixture along with either a crop oil concentrate, methylated seed oil or non-ionic surfactant to enhance weed control. The addition of a nitrogen source does not replace the need for a crop oil concentrate or a methylated seed oil.

**JAR TEST TO DETERMINE COMPATIBILITY OF ADJUVANTS AND GANGSTER HERBICIDE**

When using GANGSTER and an adjuvant, such as in stale seed bed or reduced tillage situations, a jar test should be performed before mixing commercial quantities of GANGSTER, when using GANGSTER for the first time, when using new adjuvants or when a new water source is being used.

1. Add 1 qt of the water to a quart jar. The water should be from the same source and temperature as what will be used in the spray tank mixing operation.
2. Add 1 g of GANGSTER V to the quart jar for every 3 oz. of GANGSTER V/A being applied (1 g if 3 oz. A is the desired GANGSTER V rate, gently mix until product goes into suspension.
3. Add 0.2 g of GANGSTER FR to the quart jar for every 0.6 oz. of GANGSTER FR/A being applied (0.2 g if 0.6 oz. A is the desired GANGSTER FR rate, gently mix until product goes into suspension.
4. Add 60 ml (4 Tbsp. or 2 fl. oz.) of the crop oil of methylated seed oil or 1 ml of a non-ionic surfactant if it is being used in place of oil to the quart jar, gently mix.
5. If nitrogen is being used, add 16 ml (1 Tbsp. or 0.5 oz.) of the 28 to 32% nitrogen source to the quart jar. If ammonium sulfate is being used, add 19 g AMS to the quart jar in place of the 28 to 32% nitrogen.
6. Place cap on jar, invert 10 times, let stand for 15 minutes, evaluate.
7. An ideal tank mix combination will be uniform and free of suspended particles. If any of the following conditions are observed the choice of adjuvant should be questioned:
  - a. Layer of oil or globules on the mixture's surface.
  - b. Flocculation: fine particles in suspension or as a layer on the bottom of the jar.
  - c. Clabbering: Thickening texture (coagulated) like gelatin.

**SPRAYER PREPARATION**

Before applying GANGSTER, start with clean, well maintained application equipment. The spray tank, as well as all hoses and booms, must be cleaned to ensure no residue from the previous spraying operation remains in the sprayer. Some pesticides, including but not limited to, the sulfonylurea and phenoxy herbicides, (i.e. Classic® and 2,4-D respectively) are active at very small amounts and can cause crop injury when applied to susceptible crops. The spray equipment must be cleaned according to the manufacturer's directions for the last product used before the equipment is used to apply GANGSTER. If two or more products were tank mixed prior to GANGSTER application, the most restrictive cleanup procedure should be followed.

14/25

## MIXING INSTRUCTIONS

### Water Soluble Packaging

GANGSTER FR is packaged in water soluble packets. Do not handle the packets with wet gloves or allow the packets to become wet prior to mixing. If all packets are not used, close and reseal outer container to protect remaining packet(s). Do not add any liquid fertilizers, micronutrients or adjuvants to the spray solution until after the water soluble packets and their contents have completely dissolved. Watersoluble packet(s) should completely dissolve in approximately five minutes. Dissolution rate may be slowed by cold water, lack of agitation, or water containing high concentrations of boron or sulfur. High concentration of boron or sulfur may result in spray screen or nozzle clogging due to the incomplete dissolution of the water-soluble packet material.

1. Fill clean spray tank 1/2 to 2/3 of desired level with clean water.
2. While agitating, add the correct number of GANGSTER FR water soluble packets and make sure that they have dissolved completely before proceeding. Agitation should create a rippling or rolling action on the water surface.
3. While agitation continues, add the correct amount of GANGSTER V.
4. If tank mixing GANGSTER with other labeled herbicides, add water soluble bags first, followed by dry formulations, flowables, emulsifiable concentrates, and then solutions. Prepare no more spray mixture than is required for the immediate spray operation.
5. Add any required adjuvants.
6. Fill spray tank to desired level with water. **Agitation should continue until all spray solution has been applied.**
7. Mix only the amount of spray solution that can be applied the day of mixing. GANGSTER should be applied within 6 hours of mixing.

The following load chart can be used to determine the amount of GANGSTER V and GANGSTER FR to add to the spray tank based on load size and GANGSTER application rate.

**GANGSTER LOAD CHART**

Acres	GANGSTER RATE							
	1.8 oz.		2.4 oz.		3.0 oz.		3.6 oz.	
	GANGSTER FR	GANGSTER V	GANGSTER FR	GANGSTER V	GANGSTER FR	GANGSTER V	GANGSTER FR	GANGSTER V
2	1 WSP	3 oz.	-	-	-	-	2 WSP	6 oz.
10	5 WSP	15 oz.	7 WSP	20 oz.	8 WSP	25 oz.	10 WSP	30 oz.
20	10 WSP	30 oz.	13 WSP	40 oz.	17 WSP	50 oz.	20 WSP	60 oz.
40	20 WSP	60 oz.	27 WSP	80 oz.	33 WSP	100 oz.	40 WSP	120 oz.
80	40 WSP	120 oz.	53 WSP	160 oz.	67 WSP	200 oz.	80 WSP	240 oz.
160	80 WSP	240 oz.	107 WSP	320 oz.	133 WSP	400 oz.	160 WSP	480 oz.

- 1 outer bag of GANGSTER FR contains 27 GANGSTER FR water soluble packets (WSP).
- 1.8 oz. of GANGSTER = 0.3 oz. of GANGSTER FR + 1.5 oz. of GANGSTER V
- 2.4 oz. of GANGSTER = 0.4 oz. of GANGSTER FR + 2.0 oz. of GANGSTER V
- 3.0 oz. of GANGSTER = 0.5 oz. of GANGSTER FR + 2.5 oz. of GANGSTER V
- 3.6 oz. of GANGSTER = 0.6 oz. of GANGSTER FR + 3.0 oz. of GANGSTER V

**SPRAYER CLEANUP**

Spray equipment must be cleaned each day following GANGSTER application. After GANGSTER is applied, the following steps must be used to clean the spray equipment.

1. Completely drain the spray tank, rinse the sprayer thoroughly, including the inside and outside of the tank and all in-line screens.
2. Fill the spray tank with clean water and flush all hoses, booms, screens, and nozzles.
3. Top off tank, add 1 gal. of 3% household ammonia for every 100 gals. of water, circulate through sprayer for 5 minutes, and then flush all hoses, booms, screens and nozzles for a minimum of 15 minutes. If anti drip diaphragms are being used, loosen them prior to flushing the system, allowing cleaning solution to spray through the open diaphragm. To enhance removal of GANGSTER from the spray system, add a tank cleaner such as "All Clear™" from Dupont, in place of ammonia and allow the cleaning solution to remain in the system (spray tank, hoses, and boom) for 48 hours before flushing the system for a minimum of 15 minutes.
4. Drain tank completely.
5. Add enough clean water to the spray tank to allow all hoses, booms, screens and nozzles to be flushed for 2 minutes.
6. Remove all nozzles and screens and rinse them in clean water.

Spray equipment, including all tanks, hoses, booms, screens and nozzles, should be thoroughly cleaned before it is used to apply postemergence pesticides. Equipment with GANGSTER residue remaining in the system may result in crop injury to the subsequently treated crop.

**APPLICATION EQUIPMENT**

Application equipment should be clean and in good repair. Nozzles should be uniformly spaced on boom and frequently checked for accuracy.

**BROADCAST APPLICATION**

Apply GANGSTER and GANGSTER tank mixes with ground equipment using standard commercial sprayers equipped with flat fan or flood nozzles (preemergence applications only) designed to deliver the desired spray pressure and spray volume.

**BAND APPLICATION**

When banding, use proportionately less water and GANGSTER per acre.

**AERIAL APPLICATION**

[Do not apply GANGSTER by air in the state New York.]

Spray drift away from the site of application may cause damage to non-target vegetation. To minimize drift, apply the largest droplet size consistent with uniform coverage and satisfactory weed control. To obtain satisfactory application and avoid drift, the following directions must be observed:

- Do not apply during low-level inversion conditions, when winds are gusty, or under other conditions that favor drift. Do not spray when wind velocity is less than 2 mph or more than 10 mph.
- Do not apply this product by air within 40 feet of non-target plants including non-target crops.
- Do not apply this product by air within 100 feet of emerged cotton.
- Do not apply this product by air within 40 feet of streams, wetlands, marshes, ponds, lakes and reservoirs.
- **Carrier Volume and Spray Pressure:** When used as part of a burndown weed control program, apply GANGSTER in 7 to 10 gals. of water per acre. Application at less than 7 gals. per acre may provide inadequate control. When used for preemergence weed control, apply GANGSTER in 5 to 10 gals. per acre of water. The higher gallonage applications generally afford more consistent weed control. Do not exceed the nozzle manufacturer's recommended pressures. For many nozzle types, lower pressure produces larger droplets. When higher flow rates are needed, use higher flow rate nozzles instead of increasing pressure.
- **Nozzle Selection and Orientation:** Formation of very small drops may be minimized by appropriate nozzle selection, by orienting nozzles away from the air stream as much as possible, and by avoiding excessive spray pressure. Use nozzles, which produce flat or hollow cone spray patterns. Use non-drip type nozzles, such as diaphragm type nozzles, to avoid unwanted discharge of spray solution. The nozzles must be directed toward the rear of the aircraft, at an angle between 0 and 15° downward. Do not place nozzles on the outer 25% of the wings or rotors.
- **Adjuvants and Drift Control Additives:** Refer to tank mix partner's label for adjuvant recommendation. Drift control additives may be used. When a drift control additive is used, read and carefully observe the cautionary statements and all other information appearing on the additive label.

**CROP FAILURE**

If the crop treated with GANGSTER is lost due to a catastrophe, such as hail or other forms of inclement weather, soybeans can be replanted immediately. Crop injury may occur if these restrictions are not followed.



17/25

### ROTATIONAL RESTRICTIONS

The following rotational crops may be planted after applying GANGSTER at the listed rate. Planting earlier than the recommended rotational interval may result in crop injury.

CROPS	ROTATIONAL INTERVAL (MONTHS) <sup>1,2</sup>
Soybean	Immediately
Wheat	3
Field Corn, Popcorn, Seed Corn <sup>3</sup> , Cotton, Peanuts, Rice, Sorghum, Dry Beans, Lima Beans, Oats, Peas, Snap Beans	9
Potatoes, Sweet corn	18
Sugar Beets, Sunflowers, Tobacco <sup>4</sup>	30

<sup>1</sup>Hybrid Seed Production: Corn inbred lines grown for hybrid seed production may be injured the growing season following an application of GANGSTER. Inbred lines should be thoroughly tested for crop tolerance before rotating to large acreage. While growers are not prohibited from rotating to seed corn in the growing season following an application of GANGSTER, **Valent USA Corporation will not accept responsibility for any crop injury on field corn grown for seed following an application of GANGSTER.**

<sup>2</sup>Transplanted tobacco may be planted 10 months after application of 0.3 oz./A of GANGSTER FR. Tobacco in seedbed nurseries may be planted 18 months after application of 0.3 oz of GANGSTER FR and following a successful field bioassay. A rotational interval of 30 months and a successful field bioassay is required for all GANGSTER FR applications greater than 0.3 oz./A.

<sup>3</sup>At least one inch of rainfall/irrigation must occur between application and planting or crop injury may occur.

<sup>4</sup> Successful soil bioassay must be performed prior to planting alfalfa, canola, sugar beets and other crops not listed.

**Field Bioassay Instructions:** Using typical tillage, seeding practices, and timings for the particular crop, plant several strips of the desired crop variety across the field previously treated with GANGSTER. Plant the strips perpendicular to the direction GANGSTER was applied. The strips should be located so that different field conditions are encountered, including differences in soil texture, pH, and drainage. If the crop does not show visible symptoms of injury, stand reduction, or yield reduction, the field can be seeded with the test crop. If visible injury or stand reduction occurs, the test crop should not be seeded, and the bioassay must be repeated the next growing season.

### RESISTANCE MANAGEMENT

Any weed population may contain or develop plants naturally resistant to herbicides in various mode of action classes. Resistant biotypes may eventually dominate the weed population if the same class of chemistry/mode of action herbicides are used repeatedly in the same field or in successive years. These resistant biotypes may not be adequately controlled by herbicides in a mode of action class for which resistance has developed. A gradual or total loss of weed control may occur over time. Other resistance mechanisms that are not linked to site of action, such as enhanced metabolism, may also exist. Appropriate resistance management strategies should be followed.

### To Delay Herbicide Resistance

- Avoid the use of herbicides that have a similar target site mode of action in consecutive years.
- Herbicide use should be based on an IPM program that includes scouting, record keeping, and consideration of cultivation practices, water management, weed free crop seed, crop rotation, and other chemical or cultural control practices.
- Monitor treated weed population for resistance development and report suspected resistance.
- Contact your local extension or crop expert (advisor) for any additional pesticide resistance management and/or IPM recommendations for specific crops and weed biotypes.
- For further information contact Valent U.S.A. Corporation at the following toll free number 1-800-682-

18/25

5363

### DIRECTIONS FOR USE IN FALL AND SPRING PREPLANT BURNDOWN PROGRAMS IN SOYBEANS (Preemergence to Crop)

#### GENERAL RESTRICTIONS AND LIMITATIONS

- Do not apply to frozen or snow covered soil.
- Do not perform any tillage operation after application or residual weed control will be reduced.

#### FALL BURNDOWN PROGRAMS

GANGSTER can be used in combination with labeled preplant burndown herbicides to control emerged weeds and provide residual weed control in fields that will be planted the following spring. Application must be made no earlier than October 15 in Region 2 or November 15 in Region 1 or when soil temperature falls below 50°F at a 2 inch depth to maintain residual weed control into the spring (April 1 in Region 1 and May 1 in Region 2) or up until planting, whichever comes first.

Abnormally warm or wet winters will reduce the length of weed control observed in the spring.

#### Fall Application Regions:

Region 1: Arkansas, Kentucky and Tennessee

Region 2: Connecticut, Delaware, Kansas, Illinois, Indiana, Iowa, Maryland, Massachusetts, Michigan, Minnesota, Missouri, Montana, Nebraska, New Hampshire, New Jersey, New York, North Dakota, Ohio, Pennsylvania, South Dakota, West Virginia, and Wisconsin

Weeds controlled by postemergence or residual activity, are listed in Table 1. Preplant burndown treatment tank-mixes and rates are:

Herbicide	Rate
<b>Program 1</b>	
GANGSTER Plus	3.0 to 3.6 oz./A (equivalent to 2.5 oz./A of GANGSTER V plus 0.5 oz./A of GANGSTER FR to 3.0 oz./A of GANGSTER V plus 0.6 oz./A of GANGSTER FR)
Glyphosate Plus	0.5 to 1.0 lb. ai/A (equivalent to 1 to 2 pt./A of Glyphomax™ Plus)
2,4-D LVE (2,4-D for use on preplant soybeans only) plus	0.5 to 1.0 lb. ai/A (equivalent to 1 to 2 pt./A of 2,4-D 4 LVE)
NIS + AMS	0.5% v/v + 17 lb./100 gals. of water

Or

<b>Program 2</b>	
GANGSTER Plus	3.0 to 3.6 oz./A (equivalent to 2.5 oz./A of GANGSTER V plus 0.5 oz./A of GANGSTER FR to 3.0 oz./A of GANSTER V plus 0.6 oz./A of GANGSTER FR)
Glyphosate Plus	0.5 to 1.0 lb. ai/A (equivalent to 1 to 2 pt./A of Glyphomax Plus)
COC <sup>1</sup> or NIS + AMS	1 pt./A or 0.5% v/v + 17 lb./100 gals. of water

Or

<b>Program 3</b>	
<b>GANGSTER Plus</b>	3.0 to 3.6 oz./A (equivalent to 2.5 oz./A of GANGSTER V plus 0.5 oz./A of GANGSTER FR to 3.0 oz./A of GANGSTER V plus 0.6 oz./A of GANGSTER FR).
<b>2,4-D LVE (2,4-D for use on preplant soybeans only) Plus</b>	0.5 to 1.0 lb. ai/A (equivalent to 1 to 2 pt./A of 2,4-D 4 LVE)
<b>COC</b>	1 pt./A

<sup>1</sup>Crop oil concentrate has been found to increase glyphosate burndown on emerged cutleaf eveningprimrose or Carolina geranium.

**Table 1. Weeds Controlled by Fall and Spring Preplant Burndown Programs**

<b>WEEDS CONTROLLED<sup>1</sup></b>		<b>Postemergence</b>			<b>Residual</b>
<b>COMMON NAME</b>	<b>SCIENTIFIC NAME</b>	<b>Program 1</b>	<b>Program 2</b>	<b>Program 3</b>	
		<b>Weeds 3 inches or less</b>			
Chickweed					
Common	<i>Stellaria media</i>	Yes	Yes	No	Yes
Mouseear	<i>Cerastium vulgatum</i>	Yes	Yes	No	Yes
Dandelion	<i>Taraxacum officinale</i>	Yes	No	Yes <sup>2</sup>	Yes
Henbit	<i>Lamium amplexicaule</i>	Yes	Yes	Yes	Yes
Marestail/Horseweed	<i>Conyza Canadensis</i>	Yes	Yes	Yes	Yes
Groundsel, Cressleaf	<i>Senecio glabellus</i>	Yes	Yes	-	Yes
Purple Deadnettle	<i>Lamium purpureum</i>	Yes	Yes	Yes	Yes
<b>Weeds 12 inches or less</b>					
Carolina Geranium	<i>Geranium carolinianum</i>	Yes	Yes	Yes	-
Eveningprimrose, Cutleaf <sup>3</sup>	<i>Oenothera laciniata</i>	Yes	Yes	Yes	Yes
Mustard, Wild	<i>Brassica kaber</i>	Yes	Yes	Yes	Yes
Sheperd's-purse	<i>Capsella bursa-pastoris</i>	Yes	Yes	Yes	Yes

<sup>1</sup> Refer to glyphosate and/or 2,4-D labels for additional weeds controlled and rotational restrictions.

<sup>2</sup> 1 lb. ai/A of 2,4-D LVE (equivalent to 2 pt./A of 2,4-D 4 LVE) should be used for control of emerged dandelion.

<sup>3</sup> Program 1 should be used to control eveningprimrose that are nearing 12 inches in height or are past the rosette stage.

Programs 2 or 3 should be used to control eveningprimrose that are 12 inches or less and in the rosette stage.

**SPRING BURNDOWN PROGRAMS**

GANGSTER can be used in combination with labeled preplant burndown herbicides to control emerged weeds and provide residual weed control prior to crop emergence. Weeds controlled by residual activity are listed in Table 2, Section A and Section B.

No-till planters that incorporate the soil during planting may result in decreased weed control in the row. Apply GANGSTER after planting when these types of planters are used (within 3 days of planting and before the crop emerges).

**RECOMMENDATIONS FOR WEED CONTROL IN SOYBEANS**

Table 2 lists broadleaf weeds controlled by residual activity of GANGSTER in soybeans.

Table 3 list weeds suppressed by residual activity of GANGSTER in soybeans.

**Table 2. Broadleaf Weeds Controlled by Residual Activity of GANGSTER**

<b>BROADLEAF WEED SPECIES</b>				
<b>SECTION A</b>				
<b>COMMON NAME</b>	<b>SCIENTIFIC NAME</b>	<b>ORGANIC MATTER</b>	<b>SOIL TYPE</b>	<b>GANGSTER RATE</b>
Carpetweed	<i>Mollugo verticillata</i>	Up to 5%	All Soil Types	3.0 oz./A (equivalent to 2.5 oz./A of GANGSTER V Plus 0.5 oz./A of GANGSTER FR)
Chickweeds				
Common	<i>Stellaria media</i>			
Mouseear	<i>Cerastium vulgatum</i>			
Dandelion	<i>Taraxacum officinale</i>			
Eclipta	<i>Eclipta prostrata</i>			
Eveningprimrose, Cutleaf	<i>Oenothera laciniata</i>			
Florida Pusley	<i>Richardia scabra</i>			
Hemp Sesbania	<i>Sesbania exaltata</i>			
Henbit	<i>Lamium amplexicaule</i>			
Jimsonweed	<i>Datura stramonium</i>			
Kochia	<i>Kochia scoparia</i>			
Lambsquarters, Common	<i>Chenopodium album</i>			
Little Mallow	<i>Malva parviflora</i>			
Marestail/Horseweed	<i>Conyza canadensis</i>			
Morningglories				
Entireleaf	<i>Ipomoea hederacea</i> var. <i>integriuscula</i>			
Ivyleaf	<i>Ipomoea hederacea</i>			
Pitted	<i>Ipomoea lacunosa</i>			
Red/Scarlet	<i>Ipomoea coccinea</i>			
Tall	<i>Ipomoea purpurea</i>			
Mustard, Wild	<i>Brassica kaber</i>			
Nightshades				
Black	<i>Solanum nigrum</i>			
Eastern Black	<i>Solanum ptycanthum</i>			
Hairy	<i>Solanum sarrachoides</i>			
Pigweeds				
Redroot	<i>Amaranthus retroflexus</i>			
Smooth	<i>Amaranthus hybridus</i>			
Spiny Amaranth	<i>Amaranthus spinosus</i>			
Tumble	<i>Amaranthus albus</i>			
Palmer Amaranth	<i>Amaranthus palmeri</i>			
Prickly Sida (Teaweed)	<i>Sida spinosa</i>			
Puncturevine	<i>Tribulus terrestris</i>			
Purslane, Common	<i>Portulaca oleracea</i>			
Regweeds, Common <sup>2</sup>	<i>Ambrosia artemisiifoli</i>			
Redmaids	<i>Calandrinia ciliata</i> var. <i>menziessi</i> .			

(continued)

21/25

**Table 2. Broadleaf Weeds Controlled by Residual Activity of GANGSTER (continued)**

<b>BROADLEAF WEED SPECIES</b>				
<b>SECTION A</b>				
<b>COMMON NAME</b>	<b>SCIENTIFIC NAME</b>	<b>ORGANIC MATTER</b>	<b>SOIL TYPE</b>	<b>GANGSTER RATE</b>
Shepherd's-curse Smallflower Morningglory Smartweeds Ladysthumb Pennsylvania Spurge, Spotted Velvetleaf Venice Mallow Waterhemp Common Tall	<i>Capsella bursa-pastoris</i>  <i>Jacquemontia tamnifolia</i>  <i>Polygonum persicaria</i> <i>Polygonum pennsylvanicum</i> <i>Euphorbia maculata</i> <i>Abutilon theophrasti</i> <i>Hibiscus trionum</i>  <i>Amaranthus rudis</i> <i>Amaranthus tuberculatus</i>	Up to 5%	All Soil Types	3.0 oz./A (equivalent to 2.5 oz./A of GANGSTER V <b>Plus</b> 0.5 oz./A of GANGSTER FR)
<b>SECTION B</b>				
All weeds listed in Section A plus:				
<b>COMMON NAME</b>	<b>SCIENTIFIC NAME</b>	<b>ORGANIC MATTER</b>	<b>SOIL TYPE</b>	<b>GANGSTER RATE</b>
Bristly Starbur Cocklebur, Common Coffee Senna Copperleaf Hophornbeam Virginia Golden Crownbeard Florida Beggarweed Hairy Indigo Ragweed, Giant <sup>2</sup> Russian Thistle Spurred Anoda Tropic Croton Wild Poinsettia	<i>Acanthospermum hispidum</i> <i>Xanthium strumarium</i> <i>Cassia occidentalis</i>  <i>Acalypha ostryifolia</i> <i>Acalypha virginica</i> <i>Verbesina encelioides</i> <i>Desmodium tortuosum</i> <i>Indigofera hirsuta</i> <i>Ambrosia trifida</i> <i>Salsola iberica</i> <i>Anoda cristata</i> <i>Croton glandulosus</i> <i>Euphorbia heterophylla</i>	Up to 5%	All Soil Types	3.6 oz./A (equivalent to 3.0 oz./A of GANGSTER V <b>Plus</b> 0.6 oz./A of GANGSTER FR)

<sup>1</sup> A postemergence herbicide, such as Cobra®, Phoenix™, or glyphosate (Roundup Ready soybeans only) may be needed following a preemergence application of GANGSTER to adequately control waterhemp in soybean fields with heavy pressure.

<sup>2</sup> Does not include ALS resistant ragweeds.

**Table 3. Weeds Suppressed by Residual Activity of GANGSTER in Soybeans**

<b>GRASS WEED SPECIES</b>		<b>ORGANIC MATTER</b>	<b>OUNCES PER ACRE</b>
<b>COMMON NAME</b>	<b>SCIENTIFIC NAME</b>		
Barnyardgrass Crabgrass, Large Foxtail, Giant Goosegrass Lovegrass, California Panicums Fall Texas Signalgrass, Broadleaf	<i>Echinochloa crusgalli</i> <i>Digitaria sanguinalis</i> <i>Setaria faberi</i> <i>Eleusine indica</i> <i>Eragrostis diffusa</i>  <i>Panicum dichotomiflorum</i> <i>Panicum texanum</i> <i>Brachiaria platyphylla</i>	All Soil Types	3.0 to 3.6 oz./A (equivalent to 2.5 oz./A of GANGSTER V <b>Plus</b> 0.5 oz./A of GANGSTER FR to 3.0 oz./A of GANGSTER V <b>Plus</b> 0.6 oz./A of GANGSTER FR)

## DIRECTIONS FOR USE IN SOYBEANS

### GENERAL RESTRICTIONS AND LIMITATIONS

- Do not apply more than 3 oz. of GANGSTER V or 0.6 of GANGSTER FR per acre during a single growing season.
- Do not use GANGSTER in soybeans in the same field flufenacet (AXIOM<sup>®</sup>, DOMAIN<sup>®</sup>) alachlor (MICRO-TECH<sup>®</sup>), metolachlor (DUAL products or BOUNDARY<sup>®</sup>), or dimethenamid (FRONTIER or OUTLOOK<sup>®</sup>) will be used or soybean injury may occur.
- Do not irrigate when soybeans are cracking.

### TIMING TO SOYBEANS

**GANGSTER may be applied to soybeans prior to planting or preemergence (after planting). Preemergence application of GANGSTER must be made within 3 days after planting and prior to soybean emergence. Application after the soybeans have begun to crack, or are emerged, will result in severe crop injury. Application should not be made when soybeans have begun to crack.** Select GANGSTER rate from Table 2 according to anticipated weed spectrum.

### TIMING TO WEEDS

#### **BURNDOWN - PREEMERGENCE TO SOYBEANS, POSTEMERGENCE TO WEEDS**

GANGSTER, applied as part of a burndown program, may be used for residual weed control, as well as to assist in postemergence burndown of many annual and perennial weeds where soybeans will be planted directly into a stale seedbed, cover crop or in previous crop residues. For control of emerged weeds, choose the most appropriate tank mix partner from Table 4. Apply GANGSTER with ground equipment before planting, during planting or within 3 days after planting, **but before the crop emerges**. To ensure thorough coverage, use a minimum of 15 gals. of spray solution per acre. Refer to tank mix partner's label for recommended application pressure. All GANGSTER tank mixes applied to assist in the control of emerged weeds must be applied with crop oil concentrate or methylated seed oil at 1 to 2 pt./A.

**TANK MIXES**

GANGSTER may be tank mixed with the herbicides listed in Table 4 for increased burndown activity, additional residual broadleaf, and/or additional grass control. Refer to tank mix partner's label for adjuvant recommendations.

**Table 4. Tank Mix Partners for Control of Emerged Weeds in Reduced Tillage Soybeans**

TANK MIX PARTNER	TARGET WEEDS <sup>1</sup>
GRAMOXONE <sup>®</sup> EXTRA	<ul style="list-style-type: none"> <li>• Annual Grasses</li> <li>• Henbit</li> </ul>
Glyphosate	<ul style="list-style-type: none"> <li>• General Burndown</li> </ul>
SELECT <sup>®</sup> 2 EC	<ul style="list-style-type: none"> <li>• Annual Grasses</li> </ul>
2,4-D LVE	<ul style="list-style-type: none"> <li>• Marestalk</li> <li>• Giant Ragweed</li> <li>• Dandelion</li> </ul>

<sup>1</sup>Refer to tank mix product labels for specific recommendations for control of emerged weeds present.

**ADDITIONAL RESIDUAL BROADLEAF CONTROL**

GANGSTER can be tank mixed with metribuzin or LOROX<sup>®</sup> for additional broadleaf control.

**ADDITIONAL RESIDUAL GRASS CONTROL**

GANGSTER can be tank mixed with pendimethalin or COMMAND<sup>®</sup> for additional grass control. Tank mixes with fluthiamide (AXIOM or DOMAIN), metolachlor (DUAL products or BOUNDARY), dimethenamid (FRONTIER or OUTLOOK<sup>®</sup>) or alachlor (MICRO-TECH), may result in severe injury to soybeans when application is followed by prolonged periods of cool wet weather and should not be used with GANGSTER.

**ROUNDUP READY PROGRAM**

GANGSTER may be applied as part of a burndown program or preemergence in conventional tillage programs, at 1.5 oz./A of GANGSTER V plus 0.3 oz./A of GANGSTER FR to reduce early season weed competition from waterhemp, velvetleaf, nightshade, and morningglories as well as other weeds listed in Tables 2 and 3 in Roundup Ready programs. A sequential post emergence application of glyphosate will be required to control weeds not controlled by GANGSTER.

**Read tank mix product label for rates and weeds controlled. Always read and follow label directions for all tank mix products before using. The most restrictive labeling of any tank mix product must be followed. GANGSTER, when applied according to label use directions, will control the weeds listed in Table 2. This label makes no claims concerning control of other weed species.**

## STORAGE AND DISPOSAL

### PROHIBITIONS

Do not contaminate water, food or feed by storage, disposal or cleaning of equipment.

### STORAGE

Keep pesticide in original container.

Store in a cool, dry, secure place.

Do not put formulation or dilute spray solution into food or drink containers.

Do not contaminate food or foodstuffs.

Do not store or transport near feed or food.

Not for use or storage in or around the home.

For help with any spill, leak, fire or exposure involving this material, call day or night (800) 892-0099.

### PESTICIDE DISPOSAL

Wastes resulting from the use of this product may be disposed of on site or at an approved waste disposal facility.

### CONTAINER DISPOSAL

When all GANGSTER FR packets are used, dispose of the outer bag in a sanitary landfill, or by incineration, or if allowed by state and local authorities, by burning. If burned, stay out of smoke. Do not reuse outer bag.

When GANGSTER V container is empty, triple rinse (or equivalent). Do not reuse container. Offer for recycling or reconditioning, or puncture and dispose of in a sanitary landfill or by incineration, or if allowed by state and local authorities, by burning. If burned, stay out of smoke.

Copyright© 2003 by Valent U.S.A. Corporation

AXIOM® - Reg. TM of Bayer Corporation

BOUNDARY® - Reg. TM of Syngenta

COBRA® - Reg. TM of Valent U.S.A. Corporation for lactofen herbicide

COMMAND® - Reg. TM of FMC Corporation for clomazone herbicide.

DOMAIN® - Reg. TM of Bayer Corporation

DUAL® - Reg. TM of Syngenta for metolachlor herbicide

FRONTIER® - Reg. TM of BASF Corporation for dimethenamid herbicide

GANGSTER™ - Reg. TM of Valent U.S.A. Corporation

GLYPHOMAX™ Plus - Reg. TM of Dow AgroScience for glyphosate herbicide

GRAMOXONE EXTRA® - Reg. TM of Zeneca Ag Products for paraquat herbicide

LOROX® - Reg. TM of E. I. DuPont de Nemours & Co., Inc. for linuron

MICRO-TECH® - Reg. TM of Monsanto Co. for alachlor herbicide

OUTLOOK® - Reg. TM of BASF Corporation for dimethanamid herbicide

PHOENIX™ - Reg. TM of Valent U.S.A. Corporation for lactofen herbicide

ROUNDUP READY® - Reg. TM of Monsanto Co.

SELECT® - Reg. TM of Valent U.S.A. Corporation for clethodim herbicide

Manufactured for:

**Valent U.S.A. Corporation**

P.O. Box 8025

Walnut Creek, CA 94596-8025

www.valent.com

Made in U.S.A.

EPA Reg. No. 59639-131

EPA Est.



1600 Riviera Avenue  
Suite 200  
PO. Box 8025  
Walnut Creek, CA 94596-8025  
(925) 256-2700




December 5, 2003

**Notification**

**GANGSTER™ Herbicide**  
**EPA Reg. No. 59639-131**  
**OPP ID No. 302990**

Ms. Joanne Miller – PM 23  
Office of Pesticide Programs (7505C)  
Document Processing Desk (NOTIF)  
U.S. Environmental Protection Agency  
401 M Street S.W.  
Washington D.C. 20460-0001



Dear Ms. Miller:

Valent USA is submitting this notification to update our product label GANGSTER Herbicide (EPA Reg. No. 59639-131) as follows:

- Correction of typographical errors.
- Listed more states under the section titled "DIRECTIONS FOR USE IN FALL AND SPRING PREPLANT BURNDOWN PROGRAMS IN SOYBEANS"
- Deleted a graphic of a map in the same section.

I have enclosed the above mentioned label (clearly marked in red), EPA Form 8570-1, and a certification statement.

If you have any questions or need further information, please contact me at (925)256-2791.

Sincerely,

A handwritten signature in black ink that reads "Linda Obrestad". The signature is written in a cursive, flowing style.

Linda Obrestad  
Labeling Specialist  
Registration and Regulatory Affairs

Enclosures