

59639-119

5/9/2013

1/79



UNITED STATES ENVIRONMENTAL PROTECTION AGENCY
Washington, D.C. 20460

OFFICE OF
CHEMICAL SAFETY AND
POLLUTION PREVENTION

Bob Hamilton
Valent USA Corp.
1600 Riviera Ave., Suite 200
Walnut Creek, CA 94596

MAY 09 2013

Subject: Amendment adding the new food uses in accordance with the IR-4 Proposals.

Product name: Flumioxazin Technical, Valor Herbicide, Chateau WDG Herbicide

EPA Reg. No: 59639-97, 59639-99, 59639-119

Application Dated: December, 22, 2011


Dear Mr. Hamilton,

The labeling referred to above, submitted in connection with registration under the Federal Insecticide, Fungicide, and Rodenticide Act (FIFRA), as amended, is acceptable.

The supplemental labeling must be incorporated into the main product labeling within eighteen (18) months of the date of this letter.

Stamped copies of your labels are enclosed for your records. These labels supersede all previously accepted labels. You must submit one (1) copy of each of the final printed label before you release the products for shipment. Products shipped after eighteen (18) months from the date of this letter must bear the new revised label. If these conditions are not complied with, the registration will be subject to cancellation in accordance with FIFRA §6(e). Your release for shipment of these products constitutes acceptance of these conditions.

If you have any questions, please contact Grant Rowland at 703-347-0254 or at Rowland.Grant@epa.gov.

Sincerely,

Kathryn Montague
Product Manager 23
Herbicide Branch
Registration Division (7505P)

2/79



GROUP 14 HERBICIDE

Note: ***Bold italicized text*** is information for the reader and is not part of the label.

[Bracketed information is optional text].

CHATEAU[®] WDG Herbicide

FOR CONTROL AND/OR SUPPRESSION OF CERTAIN WEEDS IN ALFALFA, ARTICHOKE, ASPARAGUS, BUSHBERRIES, CABBAGE AND CHINESE CABBAGE (TIGHT HEADED VARIETIES ONLY), CACTUS (AGAVE AND PRICKLY PEAR), CELERY, COTTON, CUCURBIT VEGETABLES, DRY BEANS, FIELD CORN, FIELD PEAS, FLAX, FRUITING VEGETABLES (INCLUDING OKRA), GARLIC, GRAPE, HOPS, LENTILS, MINT, NUT TREES (INCLUDING PISTACHIO), ONION (DRY BULB), OLIVE, PEANUT, POME FRUIT, POMEGRANATE, POTATO, SOYBEAN, STONE FRUIT, STRAWBERRY, SUGARCANE, SUNFLOWER AND SAFFLOWER, SWEET POTATO, WHEAT, NON-BEARING FRUIT TREES, FALLOW LAND AND TO MAINTAIN BARE GROUND ON NON-CROP AREAS OF FARMS, ORCHARDS AND VINEYARDS.

Active Ingredient	By Wt.
Flumioxazin*.....	51%
Other Ingredients.....	49%
Total.....	100%

*2-[7-fluoro-3,4-dihydro-3-oxo-4-(2-propynyl)-2H-1,4-benzoxazin-6-yl]-4,5,6,7-tetrahydro-1H-isoindole-1,3(2H)-dione

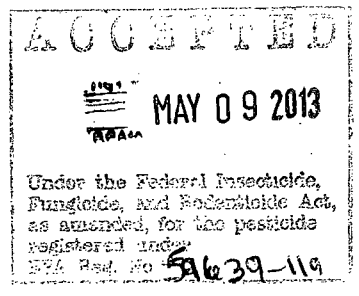
Chateau[®] WDG Herbicide is a water dispersible granule containing 51% active ingredient.

KEEP OUT OF REACH OF CHILDREN

CAUTION

SEE NEXT PAGE FOR ADDITIONAL PRECAUTIONARY STATEMENTS.

NET WEIGHT ___ POUNDS



**PRECAUTIONARY STATEMENTS
HAZARDS TO HUMANS & DOMESTIC ANIMALS
CAUTION**

Harmful if inhaled or absorbed through the skin. Causes moderate eye irritation. Avoid breathing dust and spray mist. Avoid contact with skin, eyes or clothing.

FIRST AID	
If inhaled:	<ul style="list-style-type: none"> • Move person to fresh air. • If person is not breathing, call 911 or an ambulance, then give artificial respiration, preferably mouth-to-mouth if possible. • Call a poison control center or doctor for further treatment advice.
If on skin or clothing:	<ul style="list-style-type: none"> • Take off contaminated clothing. • Rinse skin immediately with plenty of water for 15-20 minutes. • Call a poison control center or doctor for treatment advice.
If in eyes:	<ul style="list-style-type: none"> • Hold eye open and rinse slowly and gently with water for 15-20 minutes. Remove contact lenses, if present, after the first 5 minutes, then continue rinsing. • Call a poison control center or doctor for treatment advice.
If swallowed:	<ul style="list-style-type: none"> • Call a poison control center or doctor immediately for treatment advice. • Have person sip a glass of water if able to swallow. • Do not induce vomiting unless told to by the poison control center or doctor. • Do not give anything to an unconscious person.
HOT LINE NUMBER	
<p>Have the product container or label with you when calling a poison control center or doctor or going for treatment. You may also contact 800-892-0099 for emergency medical treatment information.</p>	

PERSONAL PROTECTIVE EQUIPMENT (PPE):

Some of the materials that are chemical-resistant to this product are listed below. If you want more options, follow the instructions for category A on an EPA chemical-resistance category selection chart.

Applicators and other handlers must wear: long-sleeved shirt and long pants, chemical-resistant gloves made of any waterproof material such as polyethylene or polyvinyl chloride, shoes and socks.

For aerial application to sugarcane, mixer/loaders must also wear: coveralls, chemical resistant apron and chemical resistant boots.

For aerial application to artichoke; field peas; flax; lentils; sunflower; safflower and wheat, mixer/loaders must also wear: filtering face piece respirator (N95, R95 or P95).

For ground boom application to cactus (agave and prickly pear); olive and pomegranate; mixer/loaders must also wear: filtering face piece respirator (N95, R95 or P95)

Follow manufacturer's instructions for cleaning/maintaining PPE. If there are no such instructions for washables, use detergent and hot water. Keep and wash PPE separately from other laundry.

USER SAFETY RECOMMENDATIONS
<p>Users should:</p> <ul style="list-style-type: none"> • Wash hands before eating, drinking, chewing gum, using tobacco or using the toilet. • Remove clothing immediately if pesticide gets inside. Then wash thoroughly and put on clean clothing.

4/79

ENVIRONMENTAL HAZARDS:

This product is toxic to non-target plants and aquatic invertebrates. Do not apply directly to water, to areas where surface water is present or to intertidal areas below the mean high water mark. Drift or runoff may be hazardous to non-target plants and aquatic organisms in neighboring areas. Do not apply where runoff is likely to occur. Do not apply when weather conditions favor drift from treated areas. Do not contaminate water when disposing of equipment washwaters.

This pesticide is toxic to plants and should be used strictly in accordance with the drift and run-off precautions on this label in order to minimize off-site exposures.

Under some conditions this product may have a potential to run-off to surface water or adjacent land. Where possible, use methods which reduce soil erosion, such as no till, limited till and contour plowing; these methods also reduce pesticide run-off. Use of vegetation filter strips along rivers, creeks, streams, wetlands or on the downhill side of fields where run-off could occur will minimize water run-off and is recommended.

Note to EPA reviewer: if this product is shipped in containers greater than 50 lbs, the following environmental hazard statement will be added to the label:

[Do not discharge effluent containing this product into lakes, streams, ponds, estuaries, oceans, or other waters unless in accordance with the requirements of a National Pollutant Discharge Elimination System (NPDES) permit and the permitting authority has been notified in writing prior to discharge. Do not discharge effluent containing this product to sewer systems without previously notifying the local sewage treatment plant authority. For guidance contact your State Water Board or Regional Office of the EPA.]

DIRECTIONS FOR USE

It is a violation of Federal Law to use this product in a manner inconsistent with its labeling.

READ ENTIRE LABEL. USE STRICTLY IN ACCORDANCE WITH PRECAUTIONARY STATEMENTS AND DIRECTIONS, AND WITH APPLICABLE STATE AND FEDERAL REGULATIONS.

Do not apply this product in a way that will contact workers or other persons, either directly or through drift. Only protected handlers may be in the area during application. For any requirements specific to your State or Tribe, consult the agency responsible for pesticide regulation.

5/79

AGRICULTURAL USE REQUIREMENTS

Use this product only in accordance with its labeling and with the Worker Protection Standard, 40 CFR part 170. This Standard contains requirements for the protection of agricultural workers on farms, forests, nurseries, and greenhouses, and handlers of agricultural pesticides. It contains requirements for training, decontamination, notification and emergency assistance. It also contains specific statements on this label about personal protective equipment (PPE), and restricted-entry interval. The requirements in this box only apply to uses of this product that are covered by the Worker Protection Standard.

Do not enter or allow worker entry into treated areas during the restricted entry interval (REI) of 12 hours.

PPE required for early entry to treated areas that is permitted under the Worker Protection Standard and that involves contact with anything that has been treated, such as plants, soil or water is: coveralls, chemical resistant gloves made of waterproof material, shoes plus socks.

NON-AGRICULTURAL USE REQUIREMENTS

The requirements in this box apply to uses of this product that are NOT within the scope of the Worker Protection Standards for agricultural pesticides (40 CFR Part 170). The WPS applies when this product is used to produce agricultural plants on farms, forest, nurseries or greenhouses.

Keep all unprotected persons out of operating areas, or vicinity where there may be drift.
Do not enter or allow others to enter treated areas until sprays have dried.

6/79

**DISCLAIMER, RISKS OF USING THIS PRODUCT,
LIMITED WARRANTY
AND LIMITATION OF LIABILITY**

IMPORTANT: Read the entire Label including this Disclaimer, Risks of Using this Product, Limited Warranty, and Limitation of Liability before using this product. If the terms are not acceptable THEN DO NOT USE THE PRODUCT; rather, return the unopened product within 15 days of purchase for a refund of the purchase price.

RISKS OF USING THIS PRODUCT

The Buyer and User (referred to collectively herein as "Buyer") of this product should be aware that there are inherent unintended risks associated with the use of this product which are impossible to eliminate. These risks include, but are not limited to, injury to plants and crops to which this product is applied, lack of control of the target pests or weeds, resistance of the target pest or weeds to this product, injury caused by drift, and injury to rotational crops caused by carryover in the soil. Such risks of crop injury, non-performance, resistance or other unintended consequences are unavoidable and may result because of such factors as weather, soil conditions, disease, moisture conditions, irrigation practices, condition of the crop at the time of application, presence of other materials either applied in the tank mix with this product or prior to application of this product, cultural practices or the manner of use or application, (or a combination of such factors) all of which are factors beyond the control of Valent. The Buyer should be aware that these inherent unintended risks may reduce the harvested yield of the crop in all or a portion of the treated acreage, or otherwise affect the crop such that additional care, treatment and expense are required to take the crop to harvest. If the Buyer chooses not to accept these risks, THEN THIS PRODUCT SHOULD NOT BE APPLIED. By applying this product Buyer acknowledges and accepts these inherent unintended risks AND TO THE FULLEST EXTENT ALLOWED BY LAW, AGREES THAT ALL SUCH RISKS ASSOCIATED WITH THE APPLICATION AND USE ARE ASSUMED BY THE BUYER.

Valent shall not be responsible for losses or damages (including, but not limited to, loss of yield, increased expenses of farming the crop or such incidental, consequential or special damages that may be claimed) resulting from use of this product in any manner not set forth on the label. Buyer assumes all risks associated with the use of this product in any manner or under conditions not specifically directed or approved on the label.

LIMITED WARRANTY

Valent warrants only that this product conforms to the chemical description on the label and is reasonably fit for the purposes stated in the label, under average use conditions, when used strictly in accordance with the label and subject to the Risks of Using This Product as described above. To the extent consistent with applicable law AND AS SET FORTH ABOVE, VALENT MAKES NO OTHER WARRANTIES, EITHER EXPRESSED OR IMPLIED. No agent or representative of Valent or Seller is authorized to make or create any other express or implied warranty.

LIMITATION OF LIABILITY

To the fullest extent allowed by law, Valent or Seller is not liable for any incidental, consequential, indirect or special damages resulting from the use or handling of this product. The limitation includes, but is not limited to, loss of yield on all or any portion of the treated acreage, increased care, treatment or other expenses required to take the crop to harvest, increased finance charges or altered finance ratings, emotional or mental distress and/or exemplary damages. TO THE FULLEST EXTENT ALLOWED BY LAW, THE EXCLUSIVE REMEDY OF THE BUYER, AND THE EXCLUSIVE MAXIMUM LIABILITY OF VALENT OR SELLER FOR ANY AND ALL CLAIMS, LOSSES, INJURIES OR DAMAGES (INCLUDING CLAIMS BASED ON BREACH OF WARRANTY, CONTRACT, NEGLIGENCE, TORT, STRICT LIABILITY OR OTHERWISE) RESULTING FROM THE USE OR HANDLING OF THIS PRODUCT SHALL BE THE RETURN OF THE PURCHASE PRICE OF THIS PRODUCT OR, AT THE ELECTION OF VALENT OR SELLER, THE REPLACEMENT OF THE PRODUCT.

PROMPT NOTICE OF CLAIM

To the extent consistent with applicable law allowing such requirements Valent must be provided notice as soon as Buyer has reason to believe it may have a claim, but in no event later than twenty-one days from date of planting, or twenty-one days from the date of application, whichever is later, so that an immediate inspection of the affected property and growing crops can be made.

To the extent consistent with applicable law if Buyer does not notify Valent of any claims, in such period, it shall be barred from obtaining any remedy.

NO AMENDMENTS

Valent and Seller offer this product, and Buyer accepts it, subject to the foregoing Disclaimer, Risks of Using This Product, Limited Warranty and Limitation of Liability, which may not be modified by any oral or written agreement.

TANK MIXES

NOTICE: Tank mixing or use of this product with any other product which is not specifically and expressly authorized by the label shall be the exclusive risk of user, applicator and/or application advisor, to the extent allowed by applicable law.

Read and follow the entire label of each product to be used in the tank mix with this product.

RESISTANCE MANAGEMENT RECOMMENDATIONS

CHATEAU WDG is a Group 14 herbicide. Any weed population may contain or develop plants naturally resistant to CHATEAU WDG and other Group 14 herbicides. Weed species with acquired resistance to Group 14 herbicides may eventually dominate the weed population if Group 14 herbicides are used repeatedly in the same field or in successive years as the primary method of control for targeted species. This may result in partial or total loss of control of those species by CHATEAU WDG or other Group 14 herbicides.

To delay herbicide resistance consider:

- Avoiding the consecutive use of CHATEAU WDG or other target site of action Group 14 herbicides that might have a similar target site of action, on the same weed species.
- Using tank mixtures or premixes with herbicides from different target site of action Groups as long as the involved products are all registered for the same use, have different sites of action and are both effective at the tank mix or prepack rate on the weed(s) of concern.
- Basing herbicide use on a comprehensive Integrated Pest Management (IPM) program.
- Monitoring treated weed populations for loss of field efficacy.
- Contacting your local extension specialist, certified crop advisors and/or manufacturer for herbicide resistance management and/or integrated weed management recommendations for specific crops and resistant weed biotypes.

For further information or to report suspected resistance, you may contact Valent U.S.A. Corporation at the following toll-free number: 800-682-5368.

TABLE OF CONTENTS

USE INFORMATION

- Restrictions and Limitations
- Environmental Conditions and Biological Performance
- Preemergence Application
- Burndown Application
- Postemergence Application
- Rainfastness
- Soil Characteristics
- Herbicide Rate
- Residual Weed Control
- Carrier Volume and Spray Pressure
- Preemergence Application
- Burndown Application
- Postemergence Application
- Additives
- Burndown Application
- Jar Test to Determine Compatibility of Adjuvants and CHATEAU WDG
- Sprayer Preparation
- Mixing Instructions
- Sprayer Cleanup
- Application Equipment
- Broadcast Application
- Band Application
- Aerial Application
- Chemigation
- Application with Dry Bulk Fertilizers
- Rotational Restrictions

Broadleaf Weeds Controlled by Residual Activity of CHATEAU WDG Table 1

Weeds Suppressed by Residual Activity of CHATEAU WDG Table 2

DIRECTIONS FOR USE IN FALL AND SPRING PREPLANT BURNDOWN AND FALLOW SEEDBED PROGRAMS IN FIELD CORN, PEANUT AND SOYBEAN

- Restrictions and Limitations
- Fall Burndown and Fallow Seedbed Programs
- Weeds Controlled by Fall and Spring Preplant Burndown Programs Table 3
- Spring Burndown Program

DIRECTIONS FOR USE IN FALL AND SPRING BURNDOWN IN COTTON AND SUGARCANE

- Restrictions and Limitations
- Fall Burndown Programs
- Spring Burndown Programs

DIRECTIONS FOR USE IN FALL AND SPRING BURNDOWN PROGRAMS IN RICE, SORGHUM, SUNFLOWERS, TOBACCO AND WHEAT (Preplant to Crop)

- Restrictions and Limitations
- Fall Burndown Programs
- Spring Burndown Programs

DIRECTIONS FOR USE IN FALL BURNDOWN PROGRAMS IN FIELDS TO BE PLANTED TO BARLEY, FIELD PEA, FLAX, LENTIL, SAFFLOWER, SUNFLOWER AND SPRING WHEAT (Preplant to Crop)

DIRECTIONS FOR USE IN FALLOW LAND

DIRECTIONS FOR USE IN ESTABLISHED ALFALFA

- Restrictions and Limitations.....
- Timing to Alfalfa.....
- Timing to Weeds.....

DIRECTIONS FOR USE IN ARTICHOKE

- Restrictions and Limitations.....
- Timing to Artichoke.....
- Timing to Weeds.....

DIRECTIONS FOR USE IN ESTABLISHED ASPARAGUS

- Restrictions and Limitations.....
- Timing to Asparagus.....
- Timing to Weeds.....

DIRECTIONS FOR USE IN CABBAGE AND CHINESE CABBAGE (TIGHT HEADED VARIETIES ONLY)

- Restrictions and Limitations.....
- Timing to Crop.....
- Weed Control and Tank Mixing.....

DIRECTIONS FOR USE IN CACTUS (AGAVE AND PRICKLY PEAR)

- Restrictions and Limitations.....
- Preemergence Application.....
- Postemergence Application.....
- Banded Application.....

DIRECTIONS FOR USE IN CELERY

- Restrictions and Limitations.....
- Timing to Celery.....
- Timing to Weeds.....

DIRECTIONS FOR USE IN COTTON

- Restrictions and Limitations.....
- Environmental Conditions and Biological Performance.....
- Herbicide Rate.....
- Emerged Broadleaf Weeds Controlled by Hooded, Shielded and Layby Application of CHATEAU WDG Tank Mixes with Glyphosate or MSMA in Cotton..... Table 4
- Carrier Volume and Spray Pressure.....
- Additives.....
- Application Equipment.....
- Timing to Cotton.....
- Timing to Weeds.....
- Tank Mixes.....
- Tank Mixes with CHATEAU WDG for Hooded, Shielded and/or Layby Use in Cotton..... Table 5

DIRECTIONS FOR USE IN CUCURBIT VEGETABLES

- Restrictions and Limitations.....
- Timing to Cucurbit Vegetables.....
- Timing to Weeds.....

DIRECTIONS FOR USE IN DRY BEANS

- Weed Suppression
 - Restrictions and Limitations
- Timing to Dry Beans
- Timing to Weeds
- Additional Residual Grass Control
- Harvest aid
 - Restrictions and Limitations
 - Timing to Dry Beans

DIRECTION FOR USE IN FIELD CORN

- Restrictions and Limitations
- Timing to Field Corn
- Burndown Use Directions – For Preplant Application in Field Corn
- Increasing Speed of Glyphosate Burndown Activity
- Tank Mixes
- Tank Mix Partners for Burndown and/or Residual Control of Weeds in Field Corn Table 6
- Tank Mix Restrictions

DIRECTIONS FOR USE IN FIELD PEAS

- Weed Control
- Restrictions and Limitations
- Timing to Field Peas
- Timing to Weeds
- Additional Residual Grass Control
- Harvest Aid
- Restrictions and Limitations
- Timing to Field Peas

DIRECTIONS FOR USE IN FLAX

- Harvest Aid
- Restrictions and Limitations
- Timing to Flax

DIRECTIONS FOR USE IN FRUITING VEGETABLES (INCLUDING OKRA) ROW MIDDLES

- Restrictions and Limitations
- Timing to Fruiting Vegetables
- Timing to Weeds

DIRECTIONS FOR USE IN GARLIC

- Restrictions and Limitations
- Timing to Garlic
- Timing to Weeds

DIRECTIONS FOR USE IN HOPS

- Restrictions and Limitations
- Timing to Hops for Sucker Control
- Timing to Hops for Preemergence Weed Control
- Timing to Weeds

DIRECTIONS FOR USE IN LENTILS

- Harvest Aid
- Restrictions and Limitations
- Timing to Lentils

DIRECTIONS FOR USE IN MINT (Peppermint and Spearmint)

- Restrictions and Limitations
- Timing to Mint
- Timing to Weeds

Weeds Controlled by Residual Activity of CHATEAU WDG Table 7

DIRECTIONS FOR USE IN ONION (DRY BULB)

Restrictions and Limitations
Timing to Onion (dry bulb)
Timing to Weeds

DIRECTIONS FOR USE IN PEANUT

Restrictions and Limitations
Wind Management
Timing to Peanuts
Timing to Weeds
Additional Residual Grass Control: Sequential
Additional Residual Grass Control: Tank Mixed

DIRECTIONS FOR USE IN POTATO

Restrictions and Limitations
Timing to Potatoes
Timing to Weeds

Weeds Suppressed by Residual Activity of CHATEAU WDG at 1.5 ozA Table 8

DIRECTIONS FOR USE IN SOYBEAN

Restrictions and Limitations
Timing to Soybeans
Timing to Weeds
Tank Mixes
Tank Mix Partners for Control of Emerged Weeds in Reduced Tillage Soybeans Table 9
Additional Residual Broadleaf Control
Additional Residual Grass Control
ROUNDUP READY® Program

DIRECTIONS FOR USE IN STRAWBERRY

Restrictions and Limitations

Weeds Controlled by Preemergence Application of CHATEAU WDG Table 10

DIRECTIONS FOR USE IN SUGARCANE

Restrictions and Limitations
Timing to Sugarcane
Timing to Weeds
Broadleaf Weeds Controlled by Post-Directed or Layby Application of CHATEAU WDG
in Sugarcane Table 11
Tank Mixes
Tank Mixes with CHATEAU WDG for Post-Directed or Layby Use in Sugarcane Table 12
Additional Preemergence Broadleaf Control
Additional Preemergence Grass Control

DIRECTIONS FOR USE IN SUNFLOWER AND SAFFLOWER

Harvest Aid
Restrictions and Limitations
Timing to Sunflower and Safflower

DIRECTIONS FOR USE IN SWEET POTATO

Restrictions and Limitations
Timing to Sweet Potatoes
Timing to Weeds

DIRECTIONS FOR USE IN WHEAT

Restrictions and Limitations
 Pre-plant applications, Pre-emergence Weed Control
 Restrictions and Limitations
 Burndown Use Directions – For Preplant Applications in Wheat
 Post-plant, Pre-emergence Weed Control
 Restrictions and Limitations
 Use Directions, Post-plant, Pre-emergence Weed Control
 Harvest Aid
 Restrictions and Limitations
 Use Directions – Harvest Aid
 Timing to Wheat

DIRECTIONS FOR USE IN BUSHBERRIES, GRAPES, NUT TREES (INCLUDING PISTACHIO), OLIVE, POME FRUIT, POMEGRANATE, STONE FRUIT, AND NON-BEARING FRUIT TREES

Restrictions and Limitations
 Preemergence Application
 Postemergence Application
 Carrier Volume and Spray Pressure
 Banded Application
 Use Precautions for Bushberries
 Use Precautions for Grapes
 Use Precautions for Nut Trees (Including Pistachio), Olive, Pome Fruit, Pomegranate and Stone Fruit
 Use Precautions for Non-Bearing Fruit Trees
 Weeds Controlled by Postemergence Activity of CHATEAU WDG Tank Mixes Table 13
 Additional Residual Weed Control

DIRECTIONS FOR USE TO MAINTAIN BARE GROUND ON NON-CROP AREAS OF FARMS, ORCHARDS OR VINEYARDS

Restrictions and Limitations
 Preemergence Application
 Postemergence Application
 Tank Mix Combinations to Maintain Bare Ground Non-Crop Areas Table 14

STORAGE AND DISPOSAL

USE INFORMATION

CHATEAU WDG uses:

- CHATEAU WDG provides residual control of susceptible weeds.
- CHATEAU WDG provides additional burndown activity when used as part of a burndown program.
- CHATEAU WDG can be applied as part of a fall burndown program for control of susceptible winter annuals.
- CHATEAU WDG can be applied with a hooded or shielded sprayer, as well as part of a layby application, in selected crops for postemergence weed control as well as residual control of susceptible weeds.
- CHATEAU WDG can be used on farms, orchards and vineyards for non-selective vegetation control to maintain bare ground non-crop areas that must be kept weed free.
- **Read tank mix product label for rates and weeds controlled. Always read and follow label directions for all tank mix products before using. The most restrictive labeling of any tank mix product must be followed. CHATEAU WDG, when applied according to label use directions, will control the weeds claimed in crop specific use directions. This label makes no claims concerning control of other weed species.**

AVOIDING SPRAY DRIFT AT THE APPLICATION SITE IS THE RESPONSIBILITY OF THE APPLICATOR.

The interaction of many equipment and weather related factors determine the potential for spray drift. The applicator is responsible for considering all of these factors when making decisions. Where states have more stringent regulations, they should be observed.

RESTRICTIONS AND LIMITATIONS

- Do not apply this product when weather conditions favor spray drift from treated areas.
- Do not apply during low-level inversion conditions, including fog.
- When applying by air, observe drift management restrictions and precautions listed under "AERIAL APPLICATION".
- Do not apply to frozen or snow covered soil.
- Mechanical incorporation into the soil will reduce residual weed control.
- Post directed and layby applications of CHATEAU WDG should be applied only to healthy growing crops.
- Do not apply to farm alleys or roads where traffic may result in treated dust settling onto crops or other desirable vegetation.
- Do not apply within 300 yards of non-dormant pears.
- Do not apply to powdery soils or soils that are susceptible to wind displacement unless irrigation can be applied immediately after application.

Spray equipment used to apply CHATEAU WDG should not be used to apply other materials to any crop foliage, unless the proper cleanout procedures are followed. See "SPRAYER CLEANUP" for more information.

ENVIRONMENTAL CONDITIONS AND BIOLOGICAL PERFORMANCE

Preemergence Application (Conventional Tillage)

Important: Crop injury may occur from applications made to poorly drained soils and/or applications made under cool, wet conditions. Risk of crop injury can be minimized by using on well drained soils, planting at least 1.5 inches deep, using high quality seed and completely covering seeds with soil prior to preemergence applications. Treated soil that is splashed onto newly emerged crops may result in temporary crop injury.

Moisture is necessary to activate CHATEAU WDG in soil for residual weed control. Dry weather following applications of CHATEAU WDG may reduce effectiveness. However, when adequate moisture is received after dry conditions, CHATEAU WDG will control susceptible germinating weeds. CHATEAU WDG may not control weeds that germinate after application but before an activating rainfall/irrigation or weeds that germinate through cracks resulting from dry soil.

When adequate moisture is not received after a CHATEAU WDG application, weed control may be improved by irrigation with at least 1/4 inch of water. If emerged weeds are controlled by cultivation, residual weed control will be reduced.

Burndown Application

For best results, CHATEAU WDG should be applied as part of a burndown program to actively growing weeds. Applying CHATEAU WDG under conditions that do not promote active weed growth will reduce herbicide effectiveness. Do not apply CHATEAU WDG when weeds are under stress due to drought, excessive water, extremes in temperature, disease or low humidity. Weeds under stress tend to become less susceptible to herbicidal action. CHATEAU WDG is most effective when applied under warm sunny conditions.

Reduced residual weed control may occur when burndown applications are made to fields where heavy crop and/or weed residue exist.

Postemergence Application

CHATEAU WDG should only be applied to healthy crops labeled for postemergence use. Do not apply CHATEAU WDG to crops that have been weakened by disease, drought, flooding, excessive fertilization, soil salts, previously applied pesticides, nematodes, insects or winter injury.

Rainfastness

CHATEAU WDG is rainfast one hour after application. Applications should not be made if rain is expected within one hour of application or postemergence efficacy may be reduced.

Soil Characteristics

Application of CHATEAU WDG to soils with high organic matter and/or high clay content may require higher dosages than soils with low organic matter and/or low clay content. Application to cloddy seedbeds can result in reduced weed control.

HERBICIDE RATE

Residual Weed Control (Including Preemergence Applications or Applications as Part of a Fall or Spring Burndown and Fallow Seedbed Program)

Based upon soil characteristics (organic matter content and texture), the most difficult to control weed species being targeted, and the crop being grown, select the proper CHATEAU WDG dosage from the rate range tables contained in this label.

CARRIER VOLUME AND SPRAY PRESSURE (Ground Equipment only. See Information for Aerial Equipment under "AERIAL APPLICATION".)

Preemergence Application (Conventional Tillage)

To ensure uniform coverage, use 10 to 30 gals. of spray solution per acre for conventional tillage applications. Nozzle selection should meet manufacturer's gallonage and pressure recommendations for preemergence herbicide application.

Burndown Application (Prior to Crop Emergence)

To ensure thorough coverage in burndown applications, use 15 to 60 gals. spray solution per acre. Use 20 to 60 gals. per acre if dense vegetation or heavy crop residue is present. Nozzle selection should meet manufacturer's gallonage and pressure recommendations for postemergence herbicide application. Do not use flood jet nozzles.

Postemergence Application (Emerged Crop)

Check use directions for specific crops in which CHATEAU WDG can be applied postemergence. To ensure thorough coverage in burndown applications, use a minimum of 15 gallons spray solution per acre. Use a minimum of 20 gallons per acre if dense vegetation or heavy crop residue is present. Nozzle selection should meet manufacturer's gallonage and pressure recommendations for postemergence herbicide application.

ADDITIVES

Burndown Application (Prior to Crop Emergence)

Postemergence control of weeds from CHATEAU WDG tank mixes will require the addition of an agronomically approved adjuvant to the spray mixture. When an adjuvant is to be used with CHATEAU WDG, Valent recommends the use of a Chemical Producers and Distributors Association certified adjuvant. Either a crop oil concentrate or methylated seed oil which contains at least 15% emulsifiers and 80% oil or a non-ionic surfactant at 0.25% v/v, may be used when applying CHATEAU WDG as part of a burndown program. Some tank mix partners, such as Roundup Power Max®, are formulated with sufficient adjuvants and do not require the addition of a crop oil concentrate, methylated seed oil or non-ionic surfactant when tank mixed with CHATEAU WDG. The addition of a crop oil concentrate or methylated seed oil may increase the burndown activity on certain weeds such as cutleaf eveningprimrose and Carolina geranium. Mixing compatibility qualities should be verified by a jar test.

A spray grade nitrogen source (either ammonium sulfate at 2 to 2.5 lbs./A or a 28 to 32% nitrogen solution at 1 to 2 qts./A) may be added to the spray mixture along with either a crop oil concentrate, methylated seed oil or non-ionic surfactant to enhance weed control. The addition of a nitrogen source does not replace the need for a crop oil concentrate, a methylated seed oil or a non-ionic surfactant.

JAR TEST TO DETERMINE COMPATIBILITY OF ADJUVANTS AND CHATEAU WDG

When using CHATEAU WDG and an adjuvant, such as in stale seed bed, layby, hooded/shielded or reduced tillage situations, a jar test should be performed before mixing commercial quantities of CHATEAU WDG, when using CHATEAU WDG for the first time, when using new adjuvants or when a new water source is being used.

1. Add 1 pt. of the water to a quart jar. The water should be from the same source and temperature as which will be used in the spray tank mixing operation.
2. Add 1 g of CHATEAU WDG to the quart jar for every 3 oz. of CHATEAU WDG per acre being applied (4 g if 12 oz./A is the desired CHATEAU WDG rate), gently mix until product goes into suspension.
3. Add 60 ml (4 Tbsps. or 2 fl. oz.) of the crop oil or methylated seed oil to the quart jar or 1 ml of non-ionic surfactant if it is being used in place of oil, gently mix.
4. If nitrogen is being used, add 16 ml (1 Tbsp. or 0.5 oz.) of the 28 to 32% nitrogen source to the quart jar. If ammonium sulfate is being used, add 19 g AMS to the quart jar in place of the 28 to 32% nitrogen.
5. Place cap on jar, invert 10 times, let stand for 15 minutes, evaluate.
6. An ideal tank mix combination will be uniform and free of suspended particles. If any of the following conditions are observed the choice of adjuvant should be questioned:
 - a) Layer of oil or globules on the mixture's surface.
 - b) Flocculation: fine particles in suspension or as a layer on the bottom of the jar.
 - c) Clabbering: thickening texture (coagulated) like gelatin.

SPRAYER PREPARATION

Before applying CHATEAU WDG, start with clean, well maintained application equipment. The spray tank, as well as all hoses and booms, must be cleaned to ensure no residue from the previous spraying operation remains in the sprayer. Some pesticides, including but not limited to, the sulfonylurea and phenoxy herbicides, (i.e., Classic® and 2,4-D respectively) are active at very small amounts and can cause crop injury when applied to susceptible crops. The spray equipment must be cleaned according to the manufacturer's directions for the last product used before the equipment is used to apply CHATEAU WDG. If two or more products were tank mixed prior to CHATEAU WDG application, the most restrictive cleanup procedure should be followed.

MIXING INSTRUCTIONS

1. Fill clean spray tank 1/2 to 2/3 of desired level with clean water.
2. If a drift retardant is to be used, add 10 lbs of spray grade ammonium sulfate per 100 gals. of spray solution.
3. To ensure a uniform spray mixture, pre-slurry the required amount of CHATEAU WDG with water prior to addition to the spray tank. Use a minimum of 1 gal. of water per 10 oz. of CHATEAU WDG.
4. While agitating, slowly add the pre-slurried CHATEAU WDG to the spray tank. Agitation should create a rippling or rolling action on the water surface.
5. If tank mixing CHATEAU WDG with other labeled herbicides, add water soluble bags first, followed by dry formulations, flowables, emulsifiable concentrates and then solutions. Prepare no more spray mixture than is required for the immediate spray operation.
6. Add any required adjuvants.
7. Fill spray tank to desired level with water. **Agitation should continue until all spray solution has been applied.**
8. Mix only the amount of spray solution that can be applied the day of mixing. CHATEAU WDG should be applied within 6 hours of mixing.

SPRAYER CLEANUP

Spray equipment, including mixing vessels and nurse tanks, must be cleaned each day following CHATEAU WDG application. After CHATEAU WDG is applied, the following steps must be used to clean the spray equipment:

1. Completely drain the spray tank, rinse the sprayer thoroughly, including the inside and outside of the tank and all in-line screens.
2. Fill the spray tank with clean water and flush all hoses, booms, screens and nozzles.
3. Top off tank, add 1 gal. of 3% household ammonia (or equivalent) for every 100 gals of water, circulate through sprayer for 5 minutes, and then flush all hoses, booms, screens and nozzles for a minimum of 15 minutes. If diaphragms are being used on the spray boom, loosen diaphragms before flushing the spray system, allowing cleaning solution to spray through the open diaphragm. If spray lines have any end caps, they must be loosened before flushing the system, allowing cleaning solution to spray through the loosened caps. To enhance removal of CHATEAU WDG from the spray system, add a tank cleaner such as "Valent Tank Cleaner" from Valent U.S.A. Corporation, in place of ammonia and allow the cleaning solution to remain in the pressurized spray system (spray tank, hoses and boom) overnight before flushing the system for a minimum of 15 minutes.
4. Drain tank completely.
5. Add enough clean water to the spray tank to allow all hoses, booms, screens and nozzles to be flushed for 2 minutes.
6. Remove all nozzles and screens and rinse them in clean water.

Spray equipment, including all tanks, hoses, booms, screens and nozzles, should be thoroughly cleaned before it is used to apply postemergence pesticides. Equipment with CHATEAU WDG residue remaining in the system may result in crop injury to the subsequently treated crop.

APPLICATION EQUIPMENT

Application equipment should be clean and in good repair. Nozzles should be uniformly spaced on boom and frequently checked for accuracy.

BROADCAST APPLICATION

Apply CHATEAU WDG, and CHATEAU WDG tank mixes, with ground equipment using standard commercial sprayers equipped with flat fan or flood nozzles (preemergence applications only) designed to deliver the desired spray pressure and spray volume.

BAND APPLICATION

When banding, use proportionately less water and CHATEAU WDG per acre. The rate of CHATEAU WDG required per acre, when applied as a banded application, can be calculated with the following formula:

Amount Needed per Acre for Banded Application	=	$\frac{\text{Band Width in Inches}}{\text{Row Width in Inches}}$	X	Rate per Broadcast Acre
---	---	--	---	-------------------------

AERIAL APPLICATION

Spray drift away from the site of application may cause damage to non-target vegetation. To minimize drift, apply the largest droplet size consistent with uniform coverage and satisfactory weed control. To obtain satisfactory application and avoid drift, the following directions must be observed:

- Do not apply during low-level inversion conditions (including fog), when winds are gusty or under other conditions that favor drift. Do not spray when wind velocity is less than 2 mph or more than 10 mph.
- Do not apply this product by air within 40 ft. of non-target plants including non-target crops.
- Do not apply this product by air within 100 ft. of emerged cotton crops.
- Do not apply this product by air within 40 ft. of streams, wetlands, marshes, ponds, lakes and reservoirs.
- **Carrier Volume and Spray Pressure:** When used as part of a burndown weed control program, apply CHATEAU WDG in 7 to 10 gals. of water per acre. Application at less than 7 gals. per acre may provide inadequate control. When used for preemergence weed control, apply CHATEAU WDG in 5 to 10 gals. of water per acre. The higher gallonage applications generally afford more consistent weed control. Do not exceed the nozzle manufacturer's recommended pressures. For many nozzle types, lower pressure produces larger droplets. When higher flow rates are needed, use higher flow rate nozzles instead of increasing pressure.

- **Nozzle Selection and Orientation:** Formation of very small drops may be minimized by appropriate nozzle selection, by orienting nozzles away from the air stream as much as possible and by avoiding excessive spray pressure. Use nozzles that produce flat or hollow cone spray patterns. Use non-drip type nozzles, such as diaphragm type nozzles, to avoid unwanted discharge of spray solution. The nozzles must be directed toward the rear of the aircraft, at an angle between 0 and 15° downward. Do not place nozzles on the outer 25% of the wings or rotors.
- **Adjuvants and Drift Control Additives:** Refer to tank mix partner's label for adjuvant recommendation. Drift control additives may be used. When a drift control additive is used, read and carefully observe the cautionary statements and all other information appearing on the additive label.

CHEMIGATION

Follow all label recommendations for crops regarding rates, timing of application, special instructions and precautions.

For [onion (dry bulb)] [and] [potatoes] follow supplemental labeling provided by Valent U.S.A. Corporation.

Apply this product only through center pivot systems. End guns must be turned off due to uneven application. Do not apply this product through any other type of irrigation system.

Crop injury, lack of efficacy or illegal pesticide residues in the crop can result from non-uniform distribution of treated water.

The system must be properly calibrated (with water only) to ensure that the amount of CHATEAU WDG applied corresponds to the recommended rate.

Apply CHATEAU WDG in 1/2 to 3/4 inches of water during the first sprinkler set. Allow time for all lines to flush the herbicide through all nozzles before turning off irrigation water. To ensure the lines are flushed and free of remaining herbicide, a dye indicator may be injected into the lines to mark the end of the application period. Once chemigation has begun, the run must be completed to ensure no product is left in the system.

If you have any questions about calibration, you should contact your State Extension Service Specialist, equipment manufacturers or other experts.

Special Precautions for Chemigation

1. Do not connect an irrigation system (including greenhouse systems) used for pesticide application to a public water system unless the pesticide label-prescribed safety devices for public water systems are in place.
2. A person knowledgeable of the chemigation system and responsible for its operation or under the supervision of the responsible person, shall shut the system down and make necessary adjustments should the need arise.
3. The system must be free of leaks and clogged nozzles.
4. The pesticide must be supplied continuously for the duration of the aqueous application. An uneven application may cause injury to the crop or poor weed control.
5. Agitation must be maintained in the nurse tank.
6. The sprinkler chemigation system must contain a functional check valve, vacuum relief valve and low pressure drain appropriately located on the irrigation pipeline to prevent water source contamination from backflow.
7. The pesticide injection pipeline must contain a functional, automatic, quick closing check valve to prevent the flow of fluid back toward the injection pump.
8. The pesticide injection pipeline must contain a functional, normally closed, solenoid operated valve located on the intake side of the injection pump and connected to the system interlock to prevent fluid from being withdrawn from the supply tank when the irrigation system is either automatically or manually shut down.
9. The system must contain functional interlocking controls to automatically shut off the pesticide injection pump when the water pump motor stops, or in the case where there is no water pump, when the water pressure decreases to the point where pesticide distribution is adversely affected.
10. The irrigation line or water pump must include a functional pressure switch which will stop the water pump motor when the water pressure decreases to the point where pesticide distribution is adversely affected.
11. Systems must use a metering pump, such as a positive displacement injection pump (e.g., diaphragm pump), effectively designed and constructed of materials that are compatible with the pesticides and capable of being fitted with a system interlock.
12. Do not apply when wind speed favors drift beyond the area intended for treatment.

Chemigation Systems Connected to Public Water Systems

1. Public water system means a system for the provision to the public of piped water for human consumption, if such a system has at least 15 service connections or regularly serves an average of at least 25 individuals daily at least 60 days out of the year.
2. Chemigation systems connected to the public water system must contain a functional, reduced pressure zone, backflow preventer (RPZ) or the functional equivalent in the water supply line upstream from the point of pesticide introduction. As an option to the RPZ, the water from the public water system should be discharged into a reservoir tank prior to pesticide introduction. There shall be a complete physical break (air gap) between the outlet end of the fill pipe and the top overflow rim of the reservoir tank of at least twice the inside diameter of the fill pipe.
3. All chemigation systems connected to the public water system must also follow restrictions listed in the preceding section titled "Special Precautions for Chemigation".

APPLICATION WITH DRY BULK FERTILIZERS

Dry bulk fertilizer may be impregnated or coated with CHATEAU WDG. Application of dry bulk fertilizer with CHATEAU WDG provides weed control equal to, or slightly below, the same rate of CHATEAU WDG applied in liquid carriers, due to better coverage with application via spray equipment. Follow label recommendations for CHATEAU WDG regarding rates, special instructions, cautions and special precautions. Apply 400 to 700 lbs. of the fertilizer/herbicide mixture per acre to obtain adequate soil coverage. Apply the mixture to the soil with properly calibrated equipment immediately after blending. Uniform application of the herbicide/fertilizer mixture is essential to prevent possible crop injury and to obtain uniform weed control.

Ammonium nitrate and/or limestone should not be used as the sole source of fertilizer, as the CHATEAU WDG may not adhere to these materials.

Compliance with all Federal and State regulations relating to blending pesticide mixtures with dry bulk fertilizer, registrations, labeling and application are the responsibility of the individual and/or company offering the fertilizer and CHATEAU WDG mixture for sale.

CHATEAU WDG must be premixed with water to form a slurry prior to impregnation on dry bulk fertilizer. For best results, use a minimum of 1 pt. of water for each 2 oz. of CHATEAU WDG. A minimum of 6 pts. of the CHATEAU WDG slurry should be used to impregnate 2000 lbs. of the fertilizer for uniform coverage of the fertilizer. Closed drum, belt, ribbon or other commonly used dry bulk blenders may be used.

The amount of CHATEAU WDG required can be calculated with the following formula:

ounces of CHATEAU WDG per ton of fertilizer	=	ounces of CHATEAU WDG per acre	X	2000	÷	pounds of fertilizer per acre
--	---	-----------------------------------	---	------	---	----------------------------------

Thoroughly clean dry fertilizer blending equipment after CHATEAU WDG has been placed in the system to avoid injury to sensitive crops that may be treated with fertilizers blended after the equipment has been used for CHATEAU WDG. Rinse the sides of the blender and the herbicide tank with water. Then impregnate the rinsate onto a load of dry fertilizer intended for an approved crop. Use a maximum rate of 1 gal. of rinsate per ton of fertilizer. Follow with 1 to 2 loads of unimpregnated fertilizer in the blender before switching herbicides.

19/79

ROTATIONAL RESTRICTIONS

The following rotational crops may be planted after applying CHATEAU WDG at the listed rate. Planting earlier than the recommended rotational interval may result in crop injury.

- Do not plant any crop, except corn (field), cotton, peanut, soybean, sugarcane and sweet potato earlier than 30 days after applying CHATEAU WDG.

CHATEAU WDG RATES	CROPS	ROTATION INTERVALS
1 oz./A	Cotton (no-till or strip-till only)	14 days ¹
1.5 to 2 oz./A	Cotton (no-till or strip-till only)	21 days ¹
2 oz./A or less	Peanut, Soybean, Sugarcane and Sweet Potato	immediately
	Field Corn (minimum and no-till)	7 days
	Cotton and Field Corn (conventional tillage), Rice, Sorghum, Sunflower, Tobacco and Wheat	30 days ¹
	Barley, Dry and Snap Beans, Flax, Peas, Rye Safflower and Sweet Corn	3 months
	Alfalfa, Canola, Clover, Oats, Potato, Sugar Beet and all other crops not listed ²	4 months if soil is tilled prior to planting 8 months if no tillage is performed
	Lentils	6 months
up to 3 oz./A	Peanut, Soybean, Sugarcane and Sweet Potato	immediately
	Field Corn (minimum and no-till)	14 days
	Field Corn (conventional tillage) and Sorghum	30 days ¹
	Cotton, Rice, Sunflower, Tobacco and Wheat	2 months ¹
	Barley, Dry and Snap Beans, Flax, Pea, Rye, Safflower and Sweet Corn	4 months
	Alfalfa, Clover, Oats, Potato, Sugar Beet	5 months if soil is tilled prior to planting 10 months if no tillage is performed
	Canola and all other crops not listed ²	6 months if soil is tilled prior to planting 12 months if no tillage is performed
	Lentils	7 months
Up to 4 oz./A	Sugarcane	Immediately
	Alfalfa, Canola, Potato, Sugar Beet and all other crops not listed ²	6 months if soil is tilled prior to planting 12 months if no tillage is performed
	Cotton, Field Corn, Peanut, Rice, Sorghum, Soybean, Sunflower, Tobacco and Wheat	4 months
	Transplanted on raised beds only: melon, pepper and tomato ³	2 months (if the top 4 inches of the beds have been removed)
6 to 12 oz./A	Cotton, Field Corn, Peanut, Rice, Sorghum, Soybean, Sunflower, Tobacco and Wheat	9 months
	Alfalfa, Canola, Sugar Beet and all other crops not listed ²	12 months if soil is tilled prior to planting
	Trees can be transplanted 2 months after an application of CHATEAU WDG ⁴	18 months if no tillage is performed

¹ At least one inch of rainfall/irrigation must occur between application and planting or crop injury may occur.

² Successful soil bioassay must be performed prior to planting these crops.

³ Arizona, California and Hawaii only: For fallowbed application on transplanted melon, pepper and tomato beds follow supplemental labeling provided by Valent U.S.A. Corporation.

⁴ Transplanted apple, apricot, avocado, bushberries (including blueberry), cherry, fig, grape, grapefruit, lemon, nectarine, nut trees (including pistachio), olive, orange, peach, pear, plum (including dried plum) and tangerine and can be planted 2 months after a CHATEAU WDG application of 2 to 12 oz./A.

20/79

Table 1. Broadleaf Weeds Controlled by Residual Activity of CHATEAU WDG

BROADLEAF WEED SPECIES				
SECTION A				
COMMON NAME	SCIENTIFIC NAME	ORGANIC MATTER	SOIL TYPE	CHATEAU WDG RATE
Carpetweed	<i>Mollugo verticillata</i>	Up to 5%	All Soil Types	2 oz./A
Chickweeds				
Common	<i>Stellaria media</i>			
Mouseear	<i>Cerastium vulgatum</i>			
Dandelion	<i>Taraxacum officinale</i>			
Eclipta	<i>Eclipta prostrata</i>			
Eveningprimrose, Cutleaf	<i>Oenothera laciniata</i>			
Field Pennycress	<i>Thlaspi arvense</i>			
Florida Pusley	<i>Richardia scabra</i>			
Henbit	<i>Lamium amplexicaule</i>			
Lambsquarters, Common	<i>Chenopodium album</i>			
Little Mallow	<i>Malva parviflora</i>			
Marestail/Horseweed	<i>Conyza canadensis</i>			
Mayweed/False Chamomile	<i>Matricaria maritima</i>			
Nightshades				
Black	<i>Solanum nigrum</i>			
Eastern Black	<i>Solanum ptycanthum</i>			
Hairy	<i>Solanum sarrachoides</i>			
Pigweeds				
Redroot	<i>Amaranthus retroflexus</i>			
Smooth	<i>Amaranthus hybridus</i>			
Spiny Amaranth	<i>Amaranthus spinosus</i>			
Tumble	<i>Amaranthus albus</i>			
Prickly Lettuce	<i>Lactuca serriola</i>			
Prickly Sida (Teaweed)	<i>Sida spinosa</i>			
Puncturevine	<i>Tribulus terrestris</i>			
Purslane, Common	<i>Portulaca oleracea</i>			
Radish, Wild	<i>Raphanus raphanistrum</i>			
Redmaids	<i>Calandrinia ciliata var. menziesii</i>			
Shepherd's-purse	<i>Capsella bursa-pastoris</i>			
Smallflower Morningglory	<i>Jacquemontia tamnifolia</i>			
Sowthistle, Prickly	<i>Sonchus asper</i>			
Spotted Spurge	<i>Euphorbia maculata</i>			
Venice Mallow	<i>Hibiscus trionum</i>			

continued

21/79

Table 1. Broadleaf Weeds Controlled by Residual Activity of CHATEAU WDG (continued)

SECTION B				
All weeds listed in Section A plus:				
COMMON NAME	SCIENTIFIC NAME	ORGANIC MATTER	SOIL TYPE	CHATEAU WDG RATE²
Coffee Senna	<i>Cassia occidentalis</i>	Up to 3%	All Soil Types	2 oz./A Cotton and Dry Bean 2.5 oz./A Field Corn and Soybean 3 oz./A Peanut and all other labeled crops
Common Ragweed ¹	<i>Ambrosia artemisiifolia</i>			
False Chamomile	<i>Tripleurospermum maritima</i>			
Florida Beggarweed	<i>Desmodium tortuosum</i>			
Golden Crownbeard	<i>Verbesina encelioides</i>			
Hairy Indigo	<i>Indigofera hirsuta</i>			
Hemp Sesbania	<i>Sesbania exaltata</i>	3 to 5%	Coarse and Medium Soils: (sandy loam, loamy sand, loamy, silt-loam, silt, sandy clay, sandy clay loam)	2 oz./A Cotton and Dry Bean 2.5 oz./A Field Corn and Soybean 3 oz./A Peanut and all other labeled crops
Jimsonweed	<i>Datura stramonium</i>			
Kochia	<i>Kochia scoparia</i>			
London Rocket	<i>Sisymbrium irio</i>			
Morningglories ³				
Entireleaf	<i>Ipomoea hederacea</i> var. <i>integriuscula</i>			
Ivyleaf	<i>Ipomoea hederacea</i>			
Red/Scarlet	<i>Ipomoea coccinea</i>			
Tall	<i>Ipomoea purpurea</i>			
Mustard, Wild	<i>Brassica kaber</i>			
Palmer Amaranth	<i>Amaranthus palmeri</i>			
Spurred Anoda	<i>Anoda cristata</i>			
Tropic Croton	<i>Croton glandulosus</i>			
Waterhemp ¹				
Common	<i>Amaranthus rudis</i>			
Tall	<i>Amaranthus tuberculatus</i>			
Wild Poinsettia	<i>Euphorbia heterophylla</i>			
Yellow Rocket	<i>Barbarea vulgaris</i>		Fine Soils: (silty clay, silty clay loam, clay, clay loam)	2 oz./A Cotton and Dry Bean 3 oz./A Field Corn, Peanut, Soybean and all other labeled crops

¹A postemergence herbicide, such as COBRA®, PHOENIX™ or glyphosate (ROUNDUP READY® soybeans only) may be needed following a preemergence application of CHATEAU WDG to adequately control common ragweed or waterhemp in soybean fields with heavy pressure.

²Due to differences in crop canopy timing between peanuts and soybeans, 3 oz./A of CHATEAU WDG should be used in peanuts, regardless of soil type and organic matter content, except in the states of North Carolina, Oklahoma and Virginia where a maximum of 2 oz./A can be applied in peanuts, unless supplemental labeling, provided by Valent U.S.A. Corporation is followed. CHATEAU WDG will provide residual control of these weeds at 2 oz./A when applied under a cotton canopy.

³Morningglory species are not adequately controlled on fine soils or soils with greater than 3% organic matter.

Table 2. Weeds Suppressed by Residual Activity of CHATEAU WDG

BROADLEAF WEED SPECIES					
COMMON NAME	SCIENTIFIC NAME	ORGANIC MATTER	OUNCES PER ACRE		
Bristly Starbur	<i>Acanthospermum hispidum</i>	Up to 5%	2 to 3		
Copperleaf, Hophornbeam	<i>Acalypha ostryifolia</i>				
Ragweed, Giant	<i>Ambrosia trifida</i>				
Russian Thistle	<i>Salsola iberica</i>				
Smartweeds					
Ladysthumb	<i>Polygonum persicaria</i>				
Pennsylvania	<i>Polygonum pennsylvanicum</i>				
Smellmelon	<i>Cucumis melo</i>				
Velvetleaf	<i>Abutilon theophrasti</i>				
Wild Buckwheat	<i>Polygonum convolvulus</i>				
Wormwood, Biennial	<i>Artemisia biennis</i>				
GRASS WEED SPECIES					
Barnyardgrass	<i>Echinochloa crus-galli</i>				
Bluegrass, Annual	<i>Poa annua</i>				
Crabgrass, Large	<i>Digitaria sanguinalis</i>				
Foxtail, Giant	<i>Setaria faberi</i>				
Goosegrass	<i>Eleusine indica</i>				
Lovegrass, California	<i>Eragrostis diffusa</i>				
Panicums					
Fall	<i>Panicum dichotomiflorum</i>				
Texas	<i>Panicum texanum</i>				
Ryegrass, Italian	<i>Lolium multiflorum</i>				
Signalgrass, Broadleaf	<i>Brachiaria platyphylla</i>				
Cheat	<i>Bromus secalinus</i>	Up to 5%	1.5 to 3		
Downy Brome	<i>Bromus tectorum</i>				

DIRECTIONS FOR USE IN FALL AND SPRING PREPLANT BURNDOWN AND FALLOW SEEDBED PROGRAMS IN FIELD CORN, PEANUT AND SOYBEAN (Preemergence to Crop)

[For Use in the States of Arizona, California and Hawaii Only]

RESTRICTIONS AND LIMITATIONS

- Do not apply to frozen or snow covered soil.
- Do not perform any tillage operation after application or residual weed control will be reduced.
- [Observe all rotational intervals prior to planting as listed in the "ROTATIONAL RESTRICTIONS" table.]

FALL BURNDOWN AND FALLOW SEEDBED PROGRAMS

CHATEAU WDG, [at 2 to 4 oz./A] can be used in the fall to provide residual weed control in fields that will be planted the following spring with field corn, peanut or soybean [(refer to Rotational Restrictions table for rates and rotational intervals prior to planting)]. Weeds controlled by residual activity are listed in Table 1 (sections A and B), Broadleaf Weeds Controlled by Residual Activity of CHATEAU WDG; Table 3, Weeds Controlled by Fall and Spring Preplant Burndown Programs; and Table 7, Weeds Controlled by Residual Activity of CHATEAU WDG. If weeds have emerged at the time of application, use CHATEAU WDG in combination with a labeled burndown herbicide. [Application must be made no earlier than October 15 in Region 2 or November 15 in Region 1 or when soil temperature falls below 50°F at a 2 inch depth to maintain residual weed control into the spring (April 1 in Region 1 and May 1 in Region 2) or up until planting, whichever comes first.] CHATEAU WDG can be used in a fall burndown or fallow seedbed program [outside of Regions 1 and 2], however the length of residual control may be variable.

Abnormally warm or wet winters will reduce the length of weed control observed in the spring.

[Fall Application Regions:

Region 1: Alabama, Arkansas, Georgia, Kentucky, Mississippi, Oklahoma, Tennessee and Virginia

Region 2: Delaware, Kansas, Illinois, Indiana, Iowa, Maryland, Michigan, Minnesota, Missouri, Nebraska, North Dakota, Ohio, Pennsylvania, South Dakota, West Virginia and Wisconsin]

Weeds controlled by postemergence or residual activity are listed in Table 3. Preplant burndown treatment tank mixes and rates are:

Herbicide	Rate
Program 1¹	
CHATEAU WDG Plus	2 to 3 oz./A
glyphosate Plus	0.5 to 1.0 lb. ai/A (equivalent to 1 to 2 pt./A of ROUNDUP Original [®])
2,4-D LVE (2,4-D for use on preplant soybeans only) Plus	0.5 to 1.0 lb. ai/A (equivalent to 1 to 2 pt./A of 2,4-D 4 LVE)
NIS + AMS	0.5% v/v + 17 lbs./100 gals. of water

or

Program 2¹	
CHATEAU WDG Plus	2 to 3 oz./A
glyphosate Plus	0.5 to 1.0 lb. ai/A (equivalent to 1 to 2 pt./A of ROUNDUP Original)
COC ² or NIS + AMS	1pt./A or 0.5% v/v + 17 lbs./100 gals. of water

or

Program 3¹	
CHATEAU WDG Plus	2 to 3 oz./A
2,4-D LVE (2,4-D for use on preplant soybeans only) Plus	0.5 to 1.0 lb. ai/A (equivalent to 1 to 2 pt./A of 2,4-D 4 LVE)
COC	1 pt./A

¹Dicamba (BANVEL[®]), at 0.188 lb. ai/A (6 fl. oz./A of BANVEL 4) can be added to Programs 1, 2 & 3 to assist in the control emerged broadleaves. Refer to dicamba label for rotational restrictions.

²Crop oil concentrate has been found to increase glyphosate burndown of emerged cutleaf eveningprimrose and Carolina geranium.

Table 3. Weeds Controlled by Fall and Spring Preplant Burndown Programs

WEEDS CONTROLLED ¹		POSTEMERGENCE			RESIDUAL
COMMON NAME	SCIENTIFIC NAME	Program 1	Program 2	Program 3	
Weeds 3 inches or less					
Chamomile, False	<i>Matricaria maritima</i>	Yes	Yes	No	Yes
Cheatgrass	<i>Bromus tectorum</i>	Yes	Yes	No	Yes
Chickweed, Common	<i>Stellaria media</i>	Yes	Yes	No	Yes
Chickweed, Mouseear	<i>Cerastium vulgatum</i>	Yes	Yes	No	Yes
Cockle, White	<i>Silene latifolia</i>	No	Yes	Yes	Yes
Dandelion	<i>Taraxacum officinale</i>	Yes	No	Yes ²	Yes
Deadnettle, Purple	<i>Lamium purpureum</i>	Yes	Yes	Yes	Yes
Groundsel, Cressleaf	<i>Senecio glabellus</i>	Yes	Yes	-	Yes
Henbit	<i>Lamium amplexicaule</i>	Yes	Yes	Yes	Yes
Kochia	<i>Kochia scoparia</i>	Yes	Yes	Yes	Yes
Marestail/Horseweed	<i>Conyza canadensis</i>	Yes	Yes ³	Yes	Yes
Mallow, Common	<i>Malva neglecta</i>	Yes	Yes	No	Yes
Prickly Lettuce	<i>Lactuca serriola</i>	Yes	Yes	Yes	Yes
Wormwood, Biennial	<i>Artemisia biennis</i>	Yes	Yes	Yes	Yes
Weeds 12 inches or less					
Canola, Volunteer	<i>Brassica napus</i>	Yes	Yes	Yes	Yes
Carolina Geranium	<i>Geranium carolinianum</i>	Yes	Yes	Yes	-
Eveningprimrose, Cutleaf ⁴	<i>Oenothera laciniata</i>	Yes	Yes	Yes	Yes
Flixweed	<i>Descurainia sophia</i>	Yes	Yes	Yes	Yes
Mustard, Tansy	<i>Descurainia pinnata</i>	Yes	Yes	Yes	Yes
Mustard, Wild	<i>Brassica kaber</i>	Yes	Yes	Yes	Yes
Shepherd's-purse	<i>Capsella bursa-pastoris</i>	Yes	Yes	Yes	Yes

¹Refer to glyphosate and/or 2,4-D labels for additional weeds controlled and rotational restrictions.

²1 lb. ai/A of 2,4-D LVE (equivalent to 2 pt./A of 2,4-D 4 LVE) should be used for control of emerged dandelion.

³Program 2 will not control emerged glyphosate resistant marestail/horseweed.

⁴Program 1 should be used to control cutleaf eveningprimrose that are nearing 12 inches in height or are past the rosette stage.

Programs 2 or 3 should be used to control cutleaf eveningprimrose that are 12 inches or less and in the rosette stage.

SPRING BURNDOWN PROGRAMS

CHATEAU WDG can be used in combination with labeled preplant burndown herbicides to assist in the postemergence burndown of emerged weeds and provide residual weed control prior to crop emergence. Weeds controlled by residual activity are listed in Table 1.

No-till planters that incorporate the soil during planting may result in decreased weed control in the row. Apply CHATEAU WDG after planting peanuts and soybeans when these types of planters are used (within 3 days after planting soybeans, within 2 days after planting peanuts and before the crop emerges). *Chateau* WDG cannot be applied after planting field corn.

CHATEAU WDG can be used [at 1 to 3 oz/A] with labeled preplant burndown herbicides to enhance the speed of burndown and increase weed spectrum.

CHATEAU WDG can be used [at 1 to 3 oz/A] [1 to 2 oz/A] in field corn, peanut and soybean burndown programs. See "DIRECTIONS FOR USE IN FIELD CORN", "DIRECTIONS FOR USE IN PEANUT", "DIRECTIONS FOR USE IN SOYBEAN" for more information.

DIRECTIONS FOR USE IN FALL AND SPRING BURNDOWN PROGRAMS IN COTTON AND SUGARCANE

[For Use in the States of Arizona, California and Hawaii Only]

RESTRICTIONS AND LIMITATIONS

- Do not apply to frozen or snow covered soil.
- Do not perform any tillage operation after application or residual weed control will be reduced.
- CHATEAU WDG can be used [at 1 to 2 oz/A] with labeled burndown herbicides to enhance the speed of burndown and increase weed spectrum.
- A minimum of 30 days must pass, and 1 inch of rainfall/irrigation must occur, between CHATEAU WDG application and planting of conventionally tilled cotton.
- A minimum of 14 days must pass, and 1 inch of rainfall/irrigation must occur, between CHATEAU WDG application and planting of no-till or strip-till cotton when a CHATEAU WDG rate of 1 oz/A is used and 21 days when a CHATEAU WDG rate of 1.5 to 2 oz/A is used. The field must contain the stubble from the previous crop.
- CHATEAU WDG can be applied as part of a burndown application to sugarcane until cane emergence.
- Observe all rotational intervals as listed in the "ROTATIONAL RESTRICTIONS" table.
- Refer to most restrictive label for minimum interval between application and planting.

FALL BURNDOWN PROGRAMS

CHATEAU WDG[at 2 to 4 oz/A,] can be used in the fall to provide residual weed control in fields that will be planted the following spring with cotton or sugarcane [(refer to Rotational Restrictions table for rates and rotational intervals prior to planting)]. Weeds controlled by residual activity are listed in Table 1 and Table 7. If weeds have emerged at the time of application, use CHATEAU WDG in combination with a labeled burndown herbicide. [Application must be made no earlier than October 15 in Region 2 or November 15 in Region 1 or when soil temperature falls below 50°F at a 2 inch depth to maintain residual weed control into the spring (April 1 in Region 1 and May 1 in Region 2) or up until planting, whichever comes first.] [Chateau WDG Herbicide can be used in a fall Burndown or fallow seedbed program outside of Regions 1 and 2.]

Abnormally warm or wet winters will reduce the length of weed control observed in the spring.

SPRING BURNDOWN PROGRAMS

CHATEAU WDG[at 1 to 2 oz/A,] can be used in combination with labeled preplant burndown herbicides to assist in the postemergence burndown of emerged weeds and provide residual weed control prior to crop emergence in fields that will be planted with cotton or sugarcane. Weeds controlled by residual activity are listed in Table 1.

No-till planters that incorporate the soil during planting may result in decreased weed control in the row.

DIRECTIONS FOR USE IN FALL AND SPRING BURNDOWN PROGRAMS IN RICE, SORGHUM, SUNFLOWER, TOBACCO AND WHEAT (Preplant to Crop)

[For Use in the States of Arizona, California and Hawaii Only]

RESTRICTIONS AND LIMITATIONS

- Do not apply to frozen or snow covered soil.
- Do not perform any tillage operation after application or residual weed control will be reduced.
- CHATEAU WDG can be used [at 1 to 2 oz/A] with labeled burndown herbicides to enhance the speed of burndown and increase weed spectrum. A minimum of 30 days must pass, and 1 inch of rainfall/irrigation must occur, between CHATEAU WDG application and planting of rice, sorghum, sugarcane, sunflowers, tobacco or wheat. Refer to most restrictive label for minimum interval between application and planting.
- [Observe all rotational intervals prior to planting as listed in the "ROTATIONAL RESTRICTIONS" table.]

FALL BURNDOWN PROGRAMS

CHATEAU WDG can be used in combination with labeled burndown programs to control emerged weeds and provide residual weed control in fields that will be planted the following spring [(refer to Rotational Restrictions table for rates and rotational intervals prior to planting)]. [Application must be made no earlier than October 15 in Region 2 or November 15 in region 1 or when soil temperature falls below 50°F. at a two inch depth to maintain residual weed control into the spring.]

Abnormally warm winters may reduce the length of weed control observed in the spring.

SPRING BURNDOWN PROGRAMS

CHATEAU WDG can be used in combination with labeled burndown programs to control emerged weeds and provide residual weed control prior to crop emergence. Weeds controlled by residual activity are listed in Table 1 Section A. Crops that will be planted following application must be in compliance with the rotational interval listed in the "ROTATIONAL RESTRICTION" table above.

No-till planters that incorporate the soil during planting may result in decreased weed control in the row.

DIRECTIONS FOR USE IN FALL BURNDOWN PROGRAMS IN FIELDS TO BE PLANTED TO BARLEY, FIELD PEA, FLAX, LENTIL, SAFFLOWER, SUNFLOWER AND SPRING WHEAT (Preplant to Crop)

[For Use in the States of Arizona, California and Hawaii Only]

RESTRICTIONS AND LIMITATIONS

- Do not apply to frozen or snow covered soil.
- Do not perform any tillage operation after application or residual weed control will be reduced.
- *Chateau* WDG Herbicide can be mixed with 2,4-D and/or glyphosate formulations labeled for burndown programs (preplant to crop) in accordance with the most restrictive label limitations and precautions. Labeled application rates can not be exceeded. Do not mix *Chateau* WDG Herbicide with any product containing a label prohibition against such mixing.
- [Observe all rotational intervals prior to planting as listed in the "ROTATIONAL RESTRICTIONS" table.]

FALL BURNDOWN PROGRAMS

CHATEAU WDG can be used [at 2 to 4 oz/A] with labeled burndown herbicides to enhance the speed of burndown, increase weed spectrum and provide residual weed control of the weeds listed in Table 3 until the following spring. Rotational intervals must be followed for crop to be planted in the spring following the fall CHATEAU WDG application. Refer to most restrictive label for minimum interval between application and planting.

DIRECTIONS FOR USE IN FALLOW LAND

[For Use in the States of Arizona, California and Hawaii Only]

CHATEAU WDG may be used as a preemergence fallow treatment. Weeds controlled by residual activity are listed in Table 1.

CHATEAU WDG[, at 2 to 4 oz/A,] can be used in the fall to provide residual weed control in fallow fields [(refer to "Rotational Restrictions" table for rates and rotational intervals prior to planting)]. If weeds have emerged at the time of application, use CHATEAU WDG in combination with a labeled fallow herbicide. [Application must be made no earlier than October 15 in Region 2 or November 15 in Region 1 or when soil temperature falls below 50°F at a 2 inch depth to maintain residual weed control into the spring (April 1 in Region 1 and May 1 in Region 2).] Abnormally warm or wet winters will reduce the length of weed control observed in the spring.

CHATEAU WDG[, at 1 to 4 oz./A,] can be used in spring in combination with labeled burndown herbicides to control emerged weeds and provide residual weed control.

27/79

DIRECTIONS FOR USE IN ARTICHOKE

RESTRICTIONS AND LIMITATIONS

- Do not apply more than 4 oz/A of *Chateau* WDG Herbicide per acre during a single application on annual or perennial artichoke varieties after new planting.
- Do not apply more than 6 oz/A of *Chateau* WDG Herbicide per acre during a single application on perennial artichoke varieties after cutback.
- Do not apply more than 6 oz of *Chateau* WDG Herbicide per acre during a single growing season.
- Application to artichoke foliage may result in unacceptable crop injury.

TIMING TO ARTICHOKE

Annual Varieties: *Chateau* WDG Herbicide may be applied to artichoke beds prior to transplanting. Application of *Chateau* WDG Herbicide must be made to the beds no later than 2 days prior to transplanting. Irrigation or rainfall after transplanting is necessary to activate the *Chateau* WDG Herbicide. Do not irrigate the *Chateau* WDG Herbicide before transplanting. Heavy irrigation or rainfall may result in crop injury. The injury is usually transitory and the plants will quickly grow out of the crop damage. Care should be taken to minimize soil disturbance during transplanting, as preemergence weed control will decrease as soil disturbance increases.

Perennial Varieties: *Chateau* WDG Herbicide may be applied to artichokes after planting of crown pieces or "cut back" of mature plants. Applications of *Chateau* WDG Herbicide must be made within 2 days after planting or cut back and prior to artichoke emergence. Application after the artichokes have begun to crack, or are emerged, will result in crop injury. Application should not be made when artichokes have begun to emerge (cracking).

TIMING TO WEEDS

Pre-plant (annual)/Preemergence (perennial) to Artichokes - Preemergence to Weeds

Apply *Chateau* WDG Herbicide pre-plant to annual artichokes for preemergence control of the weeds. For perennial artichokes apply before cracking for preemergence control the weeds. Application should be made prior to weed emergence. A post-emergence herbicide may be necessary to control emerged weeds. *Chateau* WDG Herbicide may be applied to annual or perennial artichokes as specified above for preemergence control of weeds listed in Table 7, *Weeds Controlled by Residual Activity of Chateau WDG Herbicide*.

DIRECTIONS FOR USE IN ESTABLISHED ALFALFA

RESTRICTIONS AND LIMITATIONS

- Do not apply more than 4 oz of CHATEAU WDG per acre during a single application.
- Do not apply more than 8 oz of CHATEAU WDG per acre during a single growing season.
- Do not make a sequential CHATEAU WDG application within 60 days of the first CHATEAU WDG application.
- Do not apply to alfalfa with greater than 6 inches of growth. Application will result in burning of treated leaves and stems. **Users should understand and accept this risk before using CHATEAU WDG on alfalfa.**
- Do not apply within 25 days of harvest or grazing.
- Do not use on alfalfa grown for seed unless approved by a State authority to support a Special Local Need (SLN) under FIFRA section 24(c).
- Only apply with an adjuvant or tank mix with products formulated as an emulsifiable concentrate "EC" when targeting control of emerged weeds (crop burn and/or stunting should be expected and accepted if *Chateau* WDG Herbicide is used with an adjuvant, a tank mix partner formulated as an emulsifiable concentrate (EC) or a tank mix partner formulated with an adjuvant.)
- Application with paraquat can be used to burndown winter annuals prior to winter dormant period.
- Do not use on intended mixed alfalfa-grass stands.

TIMING TO ALFALFA

CHATEAU WDG may be applied to established alfalfa with a maximum amount of growth of 6 inches or less for the preemergence control of the weeds listed in table 7, Weeds Controlled by Residual Activity of CHATEAU WDG. Established alfalfa is defined as alfalfa planted in the fall or spring which has gone through a first cutting/mowing. Application to alfalfa greater than 6 inches of growth may result in unacceptable crop injury.

For control of winter annual weeds: the best timing for preemergence control is in the fall immediately after the last cutting or sheepling-off has occurred.

For control of summer annual weeds: the best timing for preemergence control is in the spring prior to alfalfa growth and before 6 inches of growth.

TIMING TO WEEDS

Preemergence – Preemergence To Weeds

Apply CHATEAU WDG before alfalfa growth exceeds 6 inches in height for the preemergence control of weeds listed in Table 7, Weeds Controlled by Residual Activity of CHATEAU WDG. Applications should be made as soon as possible after cutting and removing alfalfa to minimize injury to alfalfa growth.

Postemergence Dodder Suppression

Apply *Chateau* WDG Herbicide at 4 oz per acre with an adjuvant for postemergence suppression of dodder. Tank mixes with Pursuit® Herbicide or Raptor® Herbicide will increase control.

DIRECTIONS FOR USE IN ESTABLISHED ASPARAGUS

RESTRICTIONS AND LIMITATIONS

- Do not apply more than 6 oz. of CHATEAU WDG per acre during a single application.
- Do not apply more than 6 oz. of CHATEAU WDG per acre during a single growing season.
- Apply only to dormant asparagus no less than 14 days before spears emerge. Application to non-dormant asparagus may result in unacceptable crop injury.
- [Do not work soil within 60 days prior to application in the spring. Soil can be worked after spear harvest in preparation for *Chateau* WDG Herbicide application prior to fern emergence. Treated soil that is splashed onto the ferns may result in spotting.]

Tank mixes with labeled rates of paraquat are recommended to control emerged weeds.

TIMING TO ASPARAGUS – Dormant

CHATEAU WDG may be applied to dormant asparagus for preemergence control of the weeds listed in Table 10, Weeds Controlled by Preemergence Application of CHATEAU WDG. Application to non-dormant asparagus will result in unacceptable crop injury. Applications should be made no less than two weeks prior to spear emergence and must be sprinkler or rainfall incorporated with 0.5 to 0.75 inches of water or some scoring may result.

TIMING TO ASPARAGUS – Post Harvest

Apply *Chateau* WDG Herbicide after the final harvest of the season, but prior to fern emergence, for preemergence control of the weeds listed in Table 10, Weeds Controlled by Preemergence Application of *Chateau* WDG Herbicide. Application after fern emergence will result in unacceptable crop injury. Apply no less than two weeks prior to fern emergence and must be sprinkler or rainfall incorporated with 0.5 to 0.75 inches of water. Add a burndown tank mix partner for the control of emerged weeds labeled for asparagus in accordance with the most restrictive labeled limitations and precautions.

TIMING TO WEEDS

Burndown – Dormant Asparagus, Postemergence to Weeds

CHATEAU WDG may be used for residual weed control, as well as to assist in postemergence burndown of many annual and perennial weeds where asparagus is dormant. For control of emerged weeds, tank mix CHATEAU WDG with paraquat. Refer to paraquat label for recommended rate and application parameters. To ensure thorough coverage, use a minimum of 15 gals. of spray solution per acre. CHATEAU WDG tank mixes applied to assist in the control of emerged weeds must be applied with a non-ionic surfactant at 0.25% v/v. A spray grade nitrogen source (either ammonium sulfate at 2 to 2.5 lbs./A or 28 to 32% nitrogen solution at 1 to 2 qts./A) may be added to increase herbicidal activity.

Burndown – After Last Harvest of Season, Postemergence to Weeds

Use *CHATEAU* WDG Herbicide for residual weed control and to assist in postemergence burndown for many annual and perennial weeds where asparagus harvest has been completed for the year. For control of emerged weeds, use a labeled tank mix partner with activity on the emerged weeds.

Preemergence – Dormant Asparagus or After Last Harvest of Season Preemergence to Weeds

Apply CHATEAU WDG to dormant asparagus for the preemergence control of weeds listed in Table 10, Weeds Controlled by Preemergence Application of CHATEAU WDG.

30/79

DIRECTIONS FOR USE ON CABBAGE AND CHINESE CABBAGE (TIGHT HEADED VARIETIES ONLY) ROW MIDDLES

[FOR DISTRIBUTION AND USE ONLY WHERE THIRD PARTY INDEMNIFICATION IS IN EFFECT]

DIRECTIONS FOR USE IN ROW MIDDLES

RESTRICTIONS AND LIMITATIONS

- *Chateau* WDG Herbicide can only be applied in row middles between raised plastic mulched beds that are at least **4 inches higher** than the treated row middle and the mulched bed must have a **minimum of a 24-inch bed width**.
- Spray must remain between raised beds and contact no more than the bottom 1 inch of the side of the raised bed.
- Do not apply after crops are transplanted.
- Do not apply more than 4 oz of *Chateau* WDG Herbicide per acre during a single application.
- Do not apply more than 8 oz of *Chateau* WDG Herbicide per acre during a single growing season.
- All applications must be made with shielded or hooded equipment.
- Injury can occur if soil particles treated with *Chateau* WDG Herbicide contact the crop.
- A rainfall after application but prior to transplanting is required.

RATE

Up to 4 oz/acre per application

TIMING TO CROP

Chateau WDG Herbicide may be applied at 4 oz per acre as a shielded or hooded application to row middles after plastic is laid up to transplanting. Spray must be directed to the row middle and contact no more than the bottom 1 inch of the side of the raised bed. If the top of the mulch beds (where plants are to be transplanted) is contacted, severe injury can occur due to foliage contact with treated plastic.

WEED CONTROL AND TANK MIXING

Chateau WDG Herbicide provides preemergence residual control of the weeds listed in Table 7, *Weeds Controlled by Residual Activity of Chateau* WDG, as well as to assist in the postemergence control of emerged weeds. A registered preemergence grass herbicide may be added for control of additional grassy weeds. For control of emerged weeds, tank mix *Chateau* WDG Herbicide with paraquat, Aim™, glyphosate, or other registered burndown herbicide. Refer to tank mix partner label for recommended rates

31/79

DIRECTIONS FOR USE ON CACTUS (AGAVE AND PRICKLY PEAR)

RESTRICTIONS AND LIMITATIONS

- Do not apply more than 12 oz of *Chateau* WDG Herbicide per acre during a single application.
- Do not apply more than 12 oz of *Chateau* WDG Herbicide per acre during a 12 month period.
- A maximum *Chateau* WDG Herbicide rate of 6 oz/A per application should be used on any soil that has a sand plus gravel content over 80% if plants are less than 3 years of age. (Two applications of 6 oz/A in a 12 month period can still be made as long as there have been 60 days between applications).
- Do not apply to farm alleys or roads where traffic may result in treated dust settling onto crops or other desirable vegetation.
- Raise mower height during all mowing to reduce dust. Dust created by mowing can drift onto desirable vegetation resulting in injury.
- Do not mow treated areas. Dust created by mowing may drift onto desirable vegetation resulting in injury.
- Follow the most restrictive label limitations and precautions of the tank mix product(s) being used.
- Avoid direct or indirect spray contact to foliage.
- Do not apply within 60 days prior to harvest.
- Do not apply to plants established less than one year.

Chateau WDG Herbicide should be applied as a uniform broadcast application to the plantation floor or as a uniform band directed at the base of the cactus. The preferred application timing for *Chateau* WDG Herbicide is in the fall to maximize the potential for rainfall to activate and set the herbicide. Do not apply over the top of crop or allow spray to come in contact with crop as a result of application or drift.

Preemergence Application

Apply 6 to 12 oz (0.188 to 0.38 lb ai/A) of *Chateau* WDG Herbicide per broadcast acre as a preemergence application. *Chateau* WDG Herbicide applications must be made prior to weed emergence for control of weeds listed in Table 10, *Weeds Controlled by Preemergence Application of Chateau WDG Herbicide*. Preemergence (to weed emergence) applications of *Chateau* WDG Herbicide should be made to a weed-free soil surface. Preemergence applications of *Chateau* WDG Herbicide must be completed prior to weed emergence. Moisture is necessary to activate *Chateau* WDG Herbicide on soil for residual weed control. Dry weather following application of *Chateau* WDG Herbicide may reduce effectiveness. However, when adequate moisture is received after dry conditions, *Chateau* WDG Herbicide will control susceptible germinating weeds.

[Postemergence Application

Apply 6 to 12 oz (0.188 to 0.38 lb ai/A) of *Chateau* WDG Herbicide per broadcast acre plus an adjuvant (0.25% v/v non-ionic surfactant or 1 qt/A crop oil concentrate). The addition of an adjuvant enhances *Chateau* WDG Herbicide activity on emerged weeds. Thorough spray coverage is necessary to maximize the postemergence activity of *Chateau* WDG Herbicide.

Refer to Table 13, *Broadleaf Weeds Controlled by Residual Activity of Chateau WDG Herbicide* for weeds controlled by the residual activity of *Chateau* WDG Herbicide. *Chateau* WDG Herbicide should be tank mixed with a labeled burndown herbicide for control of the emerged weeds.

Residual weed control will be reduced if vegetation prevents the *Chateau* WDG Herbicide from reaching the soil surface. If vegetation is heavy, it is recommended to use a burndown herbicide with *Chateau* WDG Herbicide and make a sequential *Chateau* WDG Herbicide application prior to the emergence of new weeds.]

Carrier Volume and Spray Pressure

To ensure thorough coverage in burndown applications, use a minimum of 15 gallons of spray solution per acre. Use higher gallonage if dense vegetation or heavy crop residue is present.

Nozzle selection should meet manufacturer's gallonage and pressure recommendations.

Banded Application

Rates listed in Table 13, *Weeds Controlled by Postemergence Activity of Chateau WDG Herbicide Tank Mixes*, refer to a broadcast application covering the entire acre. Refer to the Band Application table in Use Information Section to calculate amount needed per acre when making a banded application.

DIRECTIONS FOR USE IN CELERY
[For Use in the States of [California], Michigan and Wisconsin Only]

RESTRICTIONS AND LIMITATIONS

- Do not apply more than 3 oz of *Chateau* WDG Herbicide per acre during a pre-transplant application.
- [In the state of California, use as pre-transplant application only.]
- Do not apply more than 3 oz of *Chateau* WDG Herbicide per acre during a post-transplant application.
- Do not apply more than 3 oz of *Chateau* WDG Herbicide per acre during a single growing season.
- Do not use with an adjuvant.
- Post transplant applications must be made between 3 to 7 days following transplanting.
- Do not apply as part of a tank mix.

TIMING TO CELERY

Apply *Chateau* WDG Herbicide at 3 oz/A prior to transplanting, or between 3 and 7 days following transplanting, for preemergence control of the weeds listed in Table 1, Broadleaf Weeds Controlled by Residual Activity of *Chateau* WDG Herbicide.

TIMING TO WEEDS

Use *Chateau* WDG Herbicide prior to weed emergence for residual control.

Read tank mix product label for rates and weeds controlled. Always read and follow label directions for all tank mix products before using. The most restrictive labeling of any tank mix product must be followed. *Chateau* WDG Herbicide, when applied according to label use directions, will control the weeds listed in Table 1, Broadleaf Weeds Controlled by Residual Activity of *Chateau* WDG Herbicide. This label makes no claims concerning control of other weed species.

DIRECTIONS FOR USE IN COTTON
[For Use in the States of Arizona, California and Hawaii Only]

RESTRICTIONS AND LIMITATIONS

- Do not apply more than 2 oz. of CHATEAU WDG per acre during a single application.
- Do not apply more than 4 oz. of CHATEAU WDG per acre during a single growing season.
- Do not make a sequential CHATEAU WDG application within 30 days of the first CHATEAU WDG application.
- Do not apply within 60 days of harvest.

ENVIRONMENTAL CONDITIONS AND BIOLOGICAL PERFORMANCE

Hooded, Shielded and Layby Application

For best results, CHATEAU WDG should be applied to actively growing weeds within the growth stages indicated in this label. Applying CHATEAU WDG under conditions that do not promote active weed growth will reduce herbicide effectiveness. Do not apply CHATEAU WDG when the crop or weeds are under stress due to drought, excessive water, extremes in temperature, disease or low humidity. Weeds under stress tend to become less susceptible to herbicidal action. CHATEAU WDG is most effective when applied under sunny conditions at temperatures above 65°F.

CHATEAU WDG is rainfast one hour after application. Applications should not be made if rain is expected within one hour of application or postemergence efficacy may be reduced. Rainfall within one hour of application will not adversely affect residual activity.

HERBICIDE RATE

Hooded, Shielded and Layby Application

For postemergence weed control, CHATEAU WDG should be applied through a hooded or shielded sprayer or at layby, at 2 oz./A, in combinations with MSMA or at 1 to 2 oz./A in combination with glyphosate, to assist in the control of weeds listed in Table 4. Residual weed control can also be obtained through hooded, shielded and layby application of CHATEAU WDG. Weeds that are controlled through residual activity of CHATEAU WDG are listed in Table 1. Weeds that are suppressed by residual activity of CHATEAU WDG are listed in Table 2.

Table 4. Emerged Broadleaf Weeds Controlled by, Hooded, Shielded and Layby Application of CHATEAU WDG Tank Mixes With Glyphosate or MSMA in Cotton

BROADLEAF WEED SPECIES		WEED HEIGHT (inches) 2 oz./A
COMMON NAME	SCIENTIFIC NAME	
Bindweed, Field ¹	<i>Convolvulus arvensis</i>	4
Carpetweed	<i>Mollugo verticillata</i>	4
Chickweed, Common	<i>Stellaria media</i>	4
Cocklebur, Common	<i>Xanthium strumarium</i>	4
Florida Beggarweed	<i>Desmodium tortuosum</i>	2
Hemp Sesbania	<i>Sesbania exaltata</i>	6
Jimsonweed	<i>Datura stramonium</i>	4
Lambsquarters, Common	<i>Chenopodium album</i>	4
Morningglories		
Entireleaf	<i>Ipomoea hederacea</i> var. <i>integruscula</i>	4
Ivyleaf	<i>Ipomoea hederacea</i>	4
Pitted	<i>Ipomoea lacunose</i>	4
Red	<i>Ipomoea coccinea</i>	4
Tall	<i>Ipomoea purpurea</i>	2
Mustard, Wild	<i>Brassica kaber</i>	6
Nightshades		
Black	<i>Solanum nigrum</i>	4
Eastern Black	<i>Solanum ptycanthum</i>	4
Hairy	<i>Solanum sarrachoides</i>	4
Pigweeds		
Palmer Amaranth	<i>Amaranthus palmeri</i>	4
Redroot	<i>Amaranthus retroflexus</i>	4
Smooth	<i>Amaranthus hybridus</i>	4
Plaintain, Broadleaf	<i>Plantago major</i>	6
Prickly Sida (Teaweed)	<i>Sida spinosa</i>	4
Purslane, Common	<i>Portulaca oleracea</i>	2
Ragweeds		
Common	<i>Ambrosia artemisiifolia</i>	2
Giant	<i>Ambrosia trifida</i>	4
Rice Flatsedge	<i>Cyperus iria</i>	2
Sicklepod	<i>Senna obtusifolia</i>	4
Smartweeds		
Ladysthumb	<i>Polygonum persicaria</i>	4
Pale	<i>Polygonum lapathifolium</i>	4
Pennsylvania	<i>Polygonum pensylvanicum</i>	4
Spotted Spurge	<i>Euphorbia maculate</i>	4
Velvetleaf	<i>Abutilon theophrasti</i>	4
Venice Mallow	<i>Hibiscus trionum</i>	2
Waterhemp		
Common	<i>Amaranthus rudis</i>	2
Tall	<i>Amaranthus tuberculatus</i>	2

¹CHATEAU WDG tank mixes will control the above ground portion of field bindweed. Repeated applications will be needed to control regrowth.

CARRIER VOLUME AND SPRAY PRESSURE

Hooded, Shielded and Layby Application

To ensure thorough coverage in hooded, shielded and layby applications, use 15 to 30 gals. spray solution per treated acre. Use 20 to 30 gals. per treated acre under heavy weed pressure. Nozzle selection should meet manufacturer's gallonage and pressure recommendations for application method being used. Do not use "Flood Jet" nozzles, as they tend to increase the chance of crop injury.

ADDITIVES

Hooded, Shielded and Layby Application

Weed control from hooded, shielded or layby application of CHATEAU WDG in cotton requires the addition of an agronomically approved non-ionic surfactant to the spray mixture. Non-ionic surfactant must contain at least 80% active ingredient. Mixing compatibility qualities should be verified by a jar test. **The use of crop oil concentrates, methylated seed oils, organo-silicant surfactants or products containing these ingredients, may result in severe crop injury and should not be used.**

APPLICATION EQUIPMENT

Apply CHATEAU WDG tank mixes, with ground equipment using standard commercial sprayers equipped with nozzles designed to deliver the desired spray pressure and spray volume. Application equipment should be clean and in good repair. Nozzles should meet manufacturer's recommendations for spray pattern and placement on spray boom and should be checked frequently for accuracy.

TIMING TO COTTON

Hooded and Shielded Application

CHATEAU WDG tank mixes may be applied with a hooded or shielded sprayer after cotton has reached a minimum of 6 inches in height. All nozzles must be under the hood or behind the shield to ensure no spray solution comes in contact with the cotton. **Care must be taken to ensure the spray solution or drift does not come in contact with the cotton or severe crop injury can occur.**

Layby Application

Layby application of CHATEAU WDG tank mixes may be made once cotton has reached a minimum of 16 inches in height. Cotton that is smaller than 16 inches in height may be injured by CHATEAU WDG applications. CHATEAU WDG application must be directed to the lower 2 inches of the cotton stem to avoid crop injury.

TIMING TO WEEDS

CHATEAU WDG tank mix applications must be made to weeds within the height range given in Table 4.

TANK MIXES

CHATEAU WDG must be tank mixed with one of the herbicides listed in Table 5 for postemergence control of the weeds listed in Table 4.

Table 5. Tank Mixes with CHATEAU WDG for Hooded, Shielded and/or Layby Use in Cotton

TANK MIX PARTNER	TARGET WEEDS	HOODED AND SHIELDED	LAYBY
glyphosate	Perennial Grasses and Broadleaves	X	X ¹
MSMA	Annual Grasses Yellow Nutsedge	X	X

¹For use only in cotton with the ROUNDUP READY gene.

DIRECTIONS FOR USE IN CUCURBIT VEGETABLES (ROW MIDDLES)

Cucurbit Vegetables (Crop Group 9) including: chayote (fruit); Chinese Waxgourd (Chinese preserving melon); citron melon; cucumber; gherkin; gourd, edible (includes hyotan, cucuzza, hechima, Chinese okra); *Momordica* spp. (includes balsam apple, balsam pear, bittermelon, Chinese cucumber); muskmelon (includes cantaloupe); pumpkin; squash, summer; squash, winter (includes butternut squash, calabaza, hubbard squash, acorn squash, spaghetti squash); watermelon

RESTRICTIONS AND LIMITATIONS

- Do not apply more than 4 oz of *Chateau* WDG Herbicide per acre during a single application.
- Do not apply more than 8 oz of *Chateau* WDG Herbicide per acre during a single growing season.
- Do not use with an adjuvant.
- Plants should be grown on raised plastic mulched beds that are higher than the treated row middle.
- **[Arizona, California and Hawaii only:** For fallowbed application on transplanted melon beds follow supplemental labeling provided by Valent U.S.A. Corporation.]
- Spray must be directed to the row middle, away from the crop bed and with minimal contact with plastic, including the sides of the bed. If top of mulch beds (where plants are to be transplanted) is contacted, severe injury can occur due to foliage contact with treated plastic. In this scenario, a rainfall event of 1/2 inch (natural or irrigation) must occur prior to transplanting to reduce *Chateau* WDG Herbicide residues.
- Drift of treated soil particles onto plants may cause contact injury.
- Irrigate treated field after application and prior to transplanting with minimum of 1/4 inch of water if rainfall does not occur between application and transplanting.
- All applications must be made with hooded or shielded equipment.

TIMING TO CUCURBIT VEGETABLES

Apply *Chateau* WDG Herbicide at 4 oz per acre as a hooded or shielded application to row middles up to 14 days prior to transplanting or seeding for preemergence control of the weeds listed in Table 7, Weeds Controlled by Residual Activity of *Chateau* WDG Herbicide, as well as to assist in the postemergence control of emerged weeds. A second application of *Chateau* WDG Herbicide at 4 oz per acre may be applied up to 21 days after transplanting or emergence if needed. Do not apply during or after bloom.

TIMING TO WEEDS

Chateau WDG Herbicide may be used for residual weed control, as well as to assist in postemergence burndown of many annual and perennial weeds in row middles. A registered preemergence grass herbicide may be added for control of additional grassy weeds. For assisting in the control of emerged weeds, tank mix *Chateau* WDG Herbicide with paraquat, Aim™ or other registered burndown herbicide. Do not tank mix with glyphosate after transplanting. Refer to tank mix partner's label for recommended rate and application parameters.

Read tank mix product label for rate and weeds controlled. Always read and follow label directions for all tank mix products before using. The most restrictive labeling of any tank mix product must be followed. *Chateau* WDG Herbicide, when applied according to label use directions, will control the weeds listed in Table 7, Weeds Controlled by Residual Activity of *Chateau* WDG Herbicide. This label makes no claims concerning control of other weed species.

DIRECTIONS FOR USE IN DRY BEANS

Dried cultivars of bean (*Lupinus*); bean (*Phaseolus*) (includes field bean, kidney bean, lima bean (dry), navy bean, pinto bean, tepary bean); bean (*Vigna*) (includes adzuki bean, blackeyed pea, catjang, cowpea, crowder pea, moth bean, mung bean, rice bean, southern pea, urd bean); broad bean (dry); chickpea; guar; lablab bean and lentil

WEED SUPPRESSION [Weed Suppression section not to be shown on production label]

RESTRICTIONS AND LIMITATIONS

- Do not apply more than 2 oz of *Chateau* WDG Herbicide per acre during a single application.
- Do not apply more than 2 oz of *Chateau* WDG Herbicide per acre during a single growing season.

[Arizona, California, Colorado, Hawaii, Idaho, Nebraska, Oregon and Washington only: For weed suppression in dry beans follow supplemental labeling provided by Valent U.S.A. Corporation.]

[Arizona, California, Hawaii, Idaho, Oregon and Washington only: For weed suppression in garbanzo beans follow supplemental labeling provided by Valent U.S.A. Corporation.]

Many weather related factors, including high wind, splashing or heavy rains or cool conditions at or near crop emergence, may result in dry bean injury in fields treated with CHATEAU WDG. On occasion this has resulted in a delay in maturity. User should assume these risks before using CHATEAU WDG.

TIMING TO DRY BEAN

CHATEAU WDG may be applied to dry beans within 2 days after planting for the preemergence suppression of the weeds listed in Table 1, Broadleaf Weeds Controlled by Residual Activity of *Chateau* WDG Herbicide or Table 8, Weeds Suppressed by Residual Activity of CHATEAU WDG. CHATEAU WDG should be tank mixed with other labeled herbicides for broad spectrum weed control.

TIMING TO WEEDS

CHATEAU WDG may be applied to dry beans prior to planting or preemergence (after planting). Preemergence application of CHATEAU WDG must be made within 2 days after planting and prior to dry bean emergence. To avoid severe crop injury, do not apply to dry beans after beans begin to crack or have emerged.

Preplant incorporation (PPI) applications may result in reduced weed control.

ADDITIONAL RESIDUAL GRASS CONTROL

CHATEAU WDG can be tank mixed with pendimethalin for additional grass control.

HARVEST AID

RESTRICTIONS AND LIMITATIONS

- Do not apply more than 3 oz. of CHATEAU WDG per acre during a single application.
- Do not apply more than 3 oz. of CHATEAU WDG per acre during a single growing season.
- Do not harvest within 5 days of application.

Desiccation from CHATEAU WDG requires the addition of an agronomically approved adjuvant to the spray mixture. A methylated seed oil which contains at least 15% emulsifiers and 80% oil at 2% v/v should be used. A spray grade nitrogen source (either ammonium sulfate at 2 to 2.5 lbs/A or a 28 to 32% nitrogen solution at 1 to 2 qts/A) may be added to the spray mixture along with either a crop oil concentrate or methylated seed oil to enhance desiccation. The addition of a nitrogen source does not replace the need for a crop oil concentrate or a methylated seed oil. Tank mixing CHATEAU WDG with glyphosate or paraquat will increase control of emerged weeds and aid in harvest. Add a burndown tank mix partner for the control of emerged weeds labeled for dry bean in accordance with the most restrictive labeled limitations and precautions.

TIMING TO DRY BEANS

Apply when crop is mature and at least 80% of the pods are yellowing and mostly ripe with no more than 40% (bush type beans) or 30% (vine type beans) of the leaves still green in color. Dry beans can be harvested 5 days after application. To ensure thorough coverage use 15 to 30 gallons spray solution per acre. Nozzle selection should meet manufacturer's gallonage and pressure recommendations for postemergence application.

37/79

DIRECTIONS FOR USE IN FIELD CORN
 [For Use in the States of Arizona, California and Hawaii Only]

RESTRICTIONS AND LIMITATIONS

- Use only on no-till or minimum tillage fields where last years crop residue has not been incorporated into the soil.
- Corn must be planted between 14 and 30 days after application unless the application is made as part of a Fall burndown program.
- Corn can be planted 7 days after an application of 2 oz/A if a minimum of 25% of the soil surface is covered with the residue of the preceding crop and a minimum of 1/4 inch of rainfall has occurred between application and planting.
- Do not apply more than [2 oz] [3 oz] of *Chateau* WDG per acre during a single growing season.
- Do not irrigate between emergence and 2-leaf corn.
- Do not use on popcorn, sweet corn or corn grown for seed.

TIMING TO FIELD CORN

- Apply *Chateau* WDG Herbicide at 2 to 3 oz/A, between 7 and 30 days prior to planting field corn for the preemergence control of the weeds listed in Table 1, Broadleaf Weeds Controlled by Residual Activity of *Chateau* WDG Herbicide.
- Apply *Chateau* WDG Herbicide at 2 oz/A between 7 and 30 days prior to planting field corn if a minimum of 25% of the soil surface is covered with the residue of the preceding crop and a minimum of 1/4 inch of rainfall has occurred between application and planting.
- Apply *Chateau* WDG Herbicide at 3 oz/A between 14 and 30 days prior to planting field corn.

Burndown Use Directions – For Preplant Applications in Field Corn

Chateau WDG, applied as part of a burndown program, may be used for residual weed control, as well as to assist in postemergence burndown of many weeds where field corn will be planted directly into the residue of the previous year. See Directions for Use in Fall and Spring Preplant Burndown and Fallow Seedbed Programs in Field Corn, Peanut and Soybean for rates and timing of applications. For control of emerged weeds, *Chateau* WDG must be applied with an appropriate burndown tank mix partner listed in Table 6. To ensure thorough coverage, use a minimum of 15 gallons of spray solution per acre. Refer to tank mix partner's label for recommended application pressure and recommended adjuvant systems.

INCREASING SPEED OF GLYPHOSATE BURNDOWN ACTIVITY

Chateau WDG, at 1 oz/A, may be tank mixed with glyphosate (Roundup®) to increase the speed of burndown activity compared to glyphosate applied alone. Residual weed control will not be provided at rates lower than 2 oz/A; however, suppression of the weeds in Table 2 may occur at CHATEAU WDG rates as low as 1 oz/A. Applications of CHATEAU WDG at 1 oz/A must be made a minimum of 14 days prior to planting field corn.

TANK MIXES

Chateau WDG may be tank mixed with the herbicides listed in Table 6 for pre-plant burndown applications. Refer to tank mix partner's label for adjuvant recommendations.

Table 6. Tank Mix Partners for Burndown and/or Residual Control of Weeds in Field Corn

TANK MIX PARTNERS ¹	
2,4-D LVE atrazine Basis® dicamba Express® glyphosate Hornet®	metribuzin paraquat Python® Resolve® simazine Weedmaster®

¹Refer to tank mix product labels for specific recommendations.

TANK MIX RESTRICTIONS

Tank mixes with flufenacet (Axiom or Domain), metolachlor or s-metolachlor (Dual Magnum or Dual II Magnum), dimethenamid or dimethenamid-p (Frontier or Outlook), alachlor (Lasso), or acetochlor (Surpass or Harness) may result in injury to field corn when application is followed by prolonged periods of cool wet weather and should not be used with *Chateau* WDG, unless supplemental labeling, provided by Valent U.S.A. Corporation, is followed.

DIRECTIONS FOR USE IN FIELD PEAS

WEED CONTROL

RESTRICTIONS AND LIMITATIONS

- Do not apply more than 2 oz of *Chateau* WDG Herbicide per acre during a single application.
- Do not apply more than 2 oz of *Chateau* WDG Herbicide per acre during a single growing season.
- [For use in Idaho, Montana, Oregon and Washington only.]

Many weather related factors, including high wind, splashing or heavy rains or cool conditions at or near crop emergence, may result in pea injury in fields treated with *Chateau* WDG Herbicide. On occasion this has resulted in a delay in maturity. User should assume these risks before using *Chateau* WDG Herbicide.

TIMING TO FIELD PEAS

Chateau WDG Herbicide may be applied to field peas within 2 days after planting for the preemergence control of the weeds listed in Table 1, Broadleaf Weeds Controlled by Residual Activity of *Chateau* WDG Herbicide or Table 8, Weeds Suppressed by Residual Activity of *Chateau* WDG Herbicide. Tank mix *Chateau* WDG Herbicide with other labeled herbicides for broad spectrum weed control.

TIMING TO WEEDS

Chateau WDG Herbicide may be applied to field peas prior to planting or preemergence (after planting). Preemergence application of *Chateau* WDG Herbicide must be made within 2 days after planting and prior to field pea emergence. To avoid severe crop injury, do not apply to field peas after peas begin to crack or have emerged.

Preplant incorporation (PPI) applications may result in reduced weed control.

ADDITIONAL RESIDUAL GRASS CONTROL

Chateau WDG Herbicide can be tank mixed with pendimethalin for additional grass control.

HARVEST AID

RESTRICTIONS AND LIMITATIONS

- Do not apply more than 3 oz of *Chateau* WDG Herbicide per acre during a single application.
- Do not apply more than 3 oz of *Chateau* WDG Herbicide per acre during a single growing season.
- Do not harvest within 5 days of application.

Desiccation from *Chateau* WDG Herbicide requires the addition of an agronomically approved adjuvant to the spray mixture. A methylated seed oil which contains at least 15% emulsifiers and 80% oil at 1 qt/A should be used. A spray grade nitrogen source (either ammonium sulfate at 2 to 2.5 lbs/A or a 28 to 32% nitrogen solution at 1 to 2 qts/A) may be added to the spray mixture along with methylated seed oil to enhance desiccation. The addition of a nitrogen source does not replace the need for methylated seed oil. Tank mixing *Chateau* WDG Herbicide with glyphosate will increase control of emerged weeds and aid in harvest.

TIMING TO FIELD PEAS

Apply *Chateau* WDG Herbicide, at 1.5 to 2 oz/A, when crop is physiologically mature and a minimum of 80% of the pods are yellow to tan in color and 20% are yellow in color. If field peas are treated too early, a reduction in seed quality may occur. Do not spray *Chateau* WDG Herbicide on any area of the field with a significant amount of plants with green color. Peas can be harvested 5 days after application.

To ensure thorough coverage, use 15 to 30 gallons of spray solution per acre and select nozzle type using manufacturer's gallonage and pressure recommendations for postemergence application.

DIRECTIONS FOR USE IN FLAX

HARVEST AID

RESTRICTIONS AND LIMITATIONS

- Do not apply more than 3 oz of *Chateau* WDG Herbicide per acre during a single application.
- Do not apply more than 3 oz of *Chateau* WDG Herbicide per acre during a single growing season.
- Do not harvest within 5 days of application.

Desiccation from *Chateau* WDG Herbicide requires the addition of an agronomically approved adjuvant to the spray mixture. A methylated seed oil which contains at least 15% emulsifiers and 80% oil at 1 qt/A should be used. A spray grade nitrogen source (either ammonium sulfate at 2 to 2.5 lbs/A or a 28 to 32% nitrogen solution at 1 to 2 qts/A) may be added to the spray mixture along with methylated seed oil to enhance desiccation. The addition of a nitrogen source does not replace the need for methylated seed oil.

TIMING TO FLAX

Apply *Chateau* WDG Herbicide, at 1.5 to 2 oz/A, when crop is physiologically mature and at least 75% of the bolls are brown in color. Flax can be harvested 5 days after application.

To ensure thorough coverage, use 15 to 30 gallons of spray solution per acre and select nozzle type using manufacturer's gallonage and pressure recommendations for postemergence application.

DIRECTIONS FOR USE IN FRUITING VEGETABLES (INCLUDING OKRA) ROW MIDDLES

Eggplant, Groundcherry (*Physalis* spp.), Okra, Pepino; Peppers (including Bell Pepper, Chili Pepper, Cooking Pepper, Pimento, Sweet Pepper), Tomatillo and Tomato

RESTRICTIONS AND LIMITATIONS

- Do not apply more than 4 oz. of CHATEAU WDG per acre during a single application.
- Do not apply more than 8 oz. of CHATEAU WDG per acre during a single growing season.
- Plants should be grown on raised or plastic mulch beds that are higher than the treated row middle.
- [Arizona, California and Hawaii only: For fallowbed application on transplanted peppers and tomato beds follow supplemental labeling provided by Valent U.S.A. Corporation.]
- Spray must be directed to the row middle, away from the crop bed and with minimal contact with plastic, including the sides of the bed. If top of mulch beds (where plants are to be transplanted) is contacted, severe injury can occur due to foliage contact with treated plastic. In this scenario, a rainfall event of 1/2 inch (natural or irrigation) must occur prior to transplanting to reduce CHATEAU WDG residues.
 - Drift of treated soil particles onto plants may cause contact injury.
- Irrigate treated field after application and prior to transplanting with a minimum of 1/4 inch of water if rainfall does not occur between application and transplanting.
- All applications must be made with directed or shielded equipment.

TIMING TO FRUITING VEGETABLES

Apply CHATEAU WDG at 4 oz per acre as a hooded or shielded application to row middles up to 14 days prior to transplanting or seeding for preemergence control of the weeds listed in Table 7, Weeds Controlled by Residual Activity of CHATEAU WDG, as well as to assist in the postemergence control of emerged weeds. A second application of CHATEAU WDG at 4 oz per acre may be applied up to 21 days after transplanting or emergence if needed. Do not apply during or after bloom.

TIMING TO WEEDS

CHATEAU WDG may be used for residual weed control, as well as to assist in postemergence burndown of many annual and perennial weeds in row middles. A registered preemergence grass herbicide may be added for control of additional grassy weeds. For assisting in the control of emerged weeds, tank mix CHATEAU WDG with paraquat, Aim™ or other registered burndown herbicide. Do not tank mix with glyphosate after transplanting or crop emergence. Refer to tank mix partner's label for recommended rate and application parameters.

40/79

DIRECTIONS FOR USE IN GARLIC

RESTRICTIONS AND LIMITATIONS

- Do not apply more than 6 oz. of CHATEAU WDG per acre during a single application.
- Do not apply more than 6 oz. of CHATEAU WDG per acre during a single growing season.

TIMING TO GARLIC

CHATEAU WDG may be applied, at 6 oz./A, to garlic prior to garlic emergence. Application should be made within 3 days after planting garlic.

TIMING TO WEEDS

Preemergence – Preemergence To Weeds

Apply CHATEAU WDG to weed free garlic for preemergence control of the weeds listed in Table 10, Weeds Controlled by Preemergence Application of CHATEAU WDG.

DIRECTIONS FOR USE IN HOPS

[Not For Use in California or New York]

RESTRICTIONS AND LIMITATIONS

- Do not apply more than 6 oz of *Chateau* WDG Herbicide per acre during a single application.
- Do not apply more than 6 oz of *Chateau* WDG Herbicide per acre during a single growing season.
- Do not allow spray to contact green stem (unless used for sucker control), foliage, flowers or cones or unacceptable injury may occur.
- Do not apply within 30 days of harvest.
- Do not use with an adjuvant.

Chateau WDG Herbicide can be used in hops for preemergence weed control as well as sucker control.

TIMING TO HOPS FOR SUCKER CONTROL

Apply *Chateau* WDG Herbicide at 6 oz/A as a directed application after hops have reached a minimum of 6 feet in height for sucker control. Application should be directed to the lower 2 feet of the hops.

TIMING TO HOPS FOR PREEMERGENCE WEED CONTROL

Apply *Chateau* WDG Herbicide at 6 oz/A as a 1 to 1.5 foot band to each side of the hop row, to dormant hops January thru March to ensure time for rain incorporation and activation. If weeds are emerged at the time of application, tank mix *Chateau* WDG Herbicide with a labeled burndown herbicide such as paraquat or glyphosate to assist with control of emerged weeds. Do not mow or rake over treated areas, as dust created by mowing may drift onto sensitive crops or vegetation resulting in injury.

TIMING TO WEEDS

Chateau WDG Herbicide applications must be made prior to weed emergence for control of weeds listed in Table 10, Weeds Controlled by Preemergence Application of *Chateau* WDG Herbicide.

Read tank mix product label for rates and weeds controlled. Always read and follow label directions for all tank mix products before using. The most restrictive labeling of any tank mix product must be followed. *Chateau* WDG Herbicide, when applied according to label use directions, will control the weeds listed in Table 10, Weeds Controlled by Preemergence Application of *Chateau* WDG Herbicide. This label makes no claims concerning control of other weed species.

41/59

DIRECTIONS FOR USE IN LENTILS

HARVEST AID

RESTRICTIONS AND LIMITATIONS

- Do not apply more than 3 oz of *Chateau* WDG Herbicide per acre during a single application.
- Do not apply more than 3 oz of *Chateau* WDG Herbicide per acre during a single growing season.
- Do not harvest within 5 days of application.

Desiccation from *Chateau* WDG Herbicide requires the addition of an agronomically approved adjuvant to the spray mixture. A methylated seed oil which contains at least 15% emulsifiers and 80% oil at 1 qt/A should be used. A spray grade nitrogen source (either ammonium sulfate at 2 to 2.5 lbs/A or a 28 to 32% nitrogen solution at 1 to 2 qts/A) may be added to the spray mixture along with methylated seed oil to enhance desiccation. The addition of a nitrogen source does not replace the need for methylated seed oil. Tank mixing *Chateau* WDG Herbicide with glyphosate or paraquat will increase control of emerged weeds and aid in harvest.

TIMING TO LENTILS

Apply *Chateau* WDG Herbicide, at 1.5 to 2 oz/A, when crop is physiologically mature and a minimum of 80% of the pods are yellow to tan in color and 20% are yellow in color. If lentils are treated too early, a reduction in seed quality may occur. Do not spray *Chateau* WDG Herbicide on any area of the field with a significant amount of plants with green color. Lentils can be harvested 5 days after application.

To ensure thorough coverage, use 15 to 30 gallons of spray solution per acre and select nozzle type using manufacturer's gallonage and pressure recommendations for postemergence application.

DIRECTIONS FOR USE IN MINT (Peppermint and Spearmint)

RESTRICTIONS AND LIMITATIONS

- Do not apply more than 4 oz. of CHATEAU WDG per acre during a single application.
- Do not apply more than 8 oz. of CHATEAU WDG per acre during a single growing season.
- Do not make a sequential CHATEAU WDG application within 60 days of the first CHATEAU WDG application.
- Apply only to dormant mint. Application to non-dormant mint may result in unacceptable crop injury.
- Do not apply within 80 days of harvest.
- Do not apply to row or baby mint, use only on established meadow mint.
- Do not apply to mint that has been weakened by diseases, insects (example mint root borer), nematodes, drought, soil salts, high soil pH, previous pesticides, winter injury or double cutting, as severe injury may occur. Apply only to healthy vigorous mint with undamaged rhizomes.
- Do not apply before November 25 or after March 1.
- Do not apply a Fall application if roots and rhizomes are weak, thin or damaged.
- Do not apply to stands established longer than 3 years.
- Do not apply CHATEAU WDG on mint in Southern Union County (south of Ladd Canyon) or Baker County in Oregon.

Many weather related factors, including high wind, splashing or heavy rains or cool conditions at or near mint emergence, may result in mint injury in fields treated with CHATEAU WDG. User should assume these risks before using CHATEAU WDG.

Tank mixes with labeled rates of paraquat are recommended to control emerged weeds and increase crop safety.

TIMING TO MINT

As a spray, CHATEAU WDG may be applied only to established, dormant mint for preemergence control of the weeds listed in Table 7 as well as to assist in the postemergence control of emerged weeds. Application to non-dormant mint or to baby (row) mint (time from planting of mint roots through the first cutting), may result in unacceptable crop injury. As a bulk fertilizer application, CHATEAU WDG may be applied at least 80 days prior to harvest. Leaves must be dry at the time of applications or severe injury may occur.

TIMING TO WEEDS

Burndown – Dormant Mint, Postemergence To Weeds

CHATEAU WDG may be used for residual weed control, as well as to assist in postemergence burndown of many annual and perennial weeds where established mint is dormant. For control of emerged weeds, tank mix CHATEAU WDG with paraquat. Refer to paraquat label for recommended rate and application parameters. To ensure thorough coverage, use a minimum of 15 gals. of spray solution per acre. CHATEAU WDG tank mixes applied to assist in the control of emerged weeds must be applied with a non-ionic surfactant at 0.25% v/v. A spray grade nitrogen source (either ammonium sulfate at 2 to 2.5 lbs./A or 28 to 32% nitrogen solution at 1 to 2 qts./A) may be added to increase herbicidal activity.

Preemergence – Dormant Mint, Preemergence To Weeds

Apply CHATEAU WDG to dormant mint for the preemergence control of weeds listed in Table 7. Fall applications of CHATEAU WDG, followed by a sequential application in the Spring, have resulted in better Summer annual weed control than a single Fall or single Spring application.

Fall application is most effective for Fall germinating weeds such as groundsel. Fields plowed or harrowed after a CHATEAU WDG application will result in less effective preemergence activity. In furrow irrigated fields, corrugating that is done after a CHATEAU WDG application will expose untreated soil and break the herbicide barrier resulting in poor weed control.

Table 7. Weeds Controlled by Residual Activity of CHATEAU WDG

BROADLEAF WEED SPECIES				
COMMON NAME	SCIENTIFIC NAME	ORGANIC MATTER	SOIL TYPE	CHATEAU WDG RATE
Bristly Starbur	<i>Acanthospermum hispidum</i>	Up to 5%	All Soil Types	4 oz./A
Carpetweed	<i>Mollugo verticillata</i>			
Chickweeds				
Common	<i>Stellaria media</i>			
Mouseear	<i>Cerastium vulgatum</i>			
Coffee Senna	<i>Cassia occidentalis</i>			
Copperleaf, Hophornbeam	<i>Acalypha ostryifolia</i>			
Dandelion	<i>Taraxacum officinale</i>			
Dodder (suppression only) ¹	<i>Cuscuta</i> spp.			
Eclipta	<i>Eclipta prostrate</i>			
Eveningprimrose, Cutleaf	<i>Oenothera laciniata</i>			
False Chamomile	<i>Tripleurospermum maritima</i>			
Fiddleneck, Coast	<i>Amsinckia menziesii</i>			
Field Pennycress	<i>Thlaspi arvense</i>			
Fleabane, Hairy	<i>Conyza bonariensis</i>			
Flixweed	<i>Descurainia spophia</i>			
Florida Beggarweed	<i>Desmodium tortuosum</i>			
Florida Pusley	<i>Richardia scabra</i>			
Golden Crownbeard	<i>Verbesina encelioides</i>			
Groundsel, Common	<i>Senecio vulgaris</i>			
Hairy Indigo	<i>Indigofera hirsuta</i>			
Hemp Sesbania	<i>Sesbania exaltata</i>			
Henbit	<i>Lamium amplexicaule</i>			
Jimsonweed	<i>Datura stramonium</i>			
Kochia	<i>Kochia scoparia</i>			
Lambsquarters, Common	<i>Chenopodium album</i>			
Little Mallow	<i>Malva parviflora</i>			
London Rocket	<i>Sisymbrium irio</i>			
Marestail/Horseweed	<i>Conyza canadensis</i>			
Mayweed/False Chamomile	<i>Matricaria maritima</i>			
Morningglories				
Entireleaf	<i>Ipomoea hederacea</i> var. <i>integruscula</i>			
Ivyleaf	<i>Ipomoea hederacea</i>			
Red/Scarlet	<i>Ipomoea coccinea</i>			
Smallflower	<i>Jacquemontia tamnifolia</i>			
Tall	<i>Ipomoea purpurea</i>			
Mustard				
Tansy	<i>Descurainia pinnata</i>			
Tumble	<i>Sisymbrium altissimum</i>			
Wild	<i>Brassica kaber</i>			
Nettle, Burning	<i>Urtica urens</i>			
Nightshades				
Black	<i>Solanum nigrum</i>			
Eastern Black	<i>Solanum ptycanthum</i>			
Hairy	<i>Solanum sarrachoides</i>			

continued

¹Chateau WDG Herbicide at 4 oz/A will provide postemergence dodder suppression when applied in combination with Pursuit Herbicide or Raptor Herbicide at labeled rates. The use of Pursuit Herbicide and Raptor Herbicide require the use of a NIS, which will result in burn and stunting of alfalfa. Growers should expect and accept this prior to using this tank mix.

94/79

Table 7. Weeds Controlled by Residual Activity of CHATEAU WDG (continued)

BROADLEAF WEED SPECIES				
COMMON NAME	SCIENTIFIC NAME	ORGANIC MATTER	SOIL TYPE	CHATEAU WDG RATE
Pigweeds		Up to 5%	All Soil Types	4 oz/A
Palmer Amaranth	<i>Amaranthus palmeri</i>			
Redroot	<i>Amaranthus retroflexus</i>			
Smooth	<i>Amaranthus hybridus</i>			
Spiny Amaranth	<i>Amaranthus spinosus</i>			
Tumble	<i>Amaranthus albus</i>			
Prickly Lettuce (China Lettuce)	<i>Lactuca serriola</i>			
Prickly Sida (Teaweed)	<i>Sida spinosa</i>			
Sowthistle, Prickly	<i>Sonchus asper</i>			
Puncturevine	<i>Tribulus terrestris</i>			
Purslane				
Common	<i>Portulaca oleracea</i>			
Horse	<i>Trianthema portulacastrum</i>			
Radish, Wild	<i>Raphanus raphanistrum</i>			
Ragweed, Common	<i>Ambrosia artemisiifolia</i>			
Redmaids	<i>Calandrinia ciliata var. menziesii</i>			
Russian Thistle	<i>Salsola iberica</i>			
Shepherd's-purse	<i>Capsella bursa-pastoris</i>			
Smartweeds				
Ladysthumb	<i>Polygonum persicaria</i>			
Pennsylvania	<i>Polygonum pensylvanicum</i>			
Smellmelon	<i>Cucumis melo</i>			
Spotted Spurge	<i>Euphorbia maculate</i>			
Spurred Anoda	<i>Anoda cristata</i>			
Tropic Croton	<i>Croton glandulosus</i>			
Velvetleaf	<i>Abutilon theophrasti</i>			
Venice Mallow	<i>Hibiscus trionum</i>			
Waterhemp				
Common	<i>Amaranthus rudis</i>			
Tall	<i>Amaranthus tuberculatus</i>			
White Cockle	<i>Silene latifolia</i>			
Wild Poinsettia	<i>Euphorbia heterophylla</i>			
Wormwood, Biennial	<i>Artemisia biennis</i>			
Yellow Rocket	<i>Barbarea vulgaris</i>			
GRASS WEED SPECIES				
Barnyardgrass	<i>Echinochloa crus-galli</i>			
Bluegrass, Annual	<i>Poa annua</i>			
Crabgrass, Large	<i>Digitaria sanguinalis</i>			
Foxtail, Giant	<i>Setaria faberi</i>			
Goosegrass	<i>Eleusine indica</i>			
Lovegrass, California	<i>Eragrostis diffusa</i>			
Panicums				
Fall	<i>Panicum dichotomiflorum</i>			
Texas	<i>Panicum texanum</i>			
Ryegrass, Italian	<i>Lolium multiflorum</i>			
Signalgrass, Broadleaf	<i>Brachiaria platyphylla</i>			

45/79

DIRECTIONS FOR USE IN ONION (DRY BULB)
[For Use in the States of Michigan, New York and North Dakota Only]

[For chemigation application on onion (dry bulb) follow supplemental labeling provided by Valent U.S.A. Corporation.]

RESTRICTIONS AND LIMITATIONS

- Do not apply more than 2 oz. of CHATEAU WDG per acre during a single application.
- Do not apply more than 3 oz. of CHATEAU WDG per acre during a single growing season.
- Do not make sequential application within 14 days of the first application, unless otherwise directed by supplemental labeling issued by Valent U.S.A. Corporation.
- Do not apply more than 1 oz. of CHATEAU WDG per season on soils that contain greater than 90% sand plus gravel.
- Do not apply as part of a tank mix, other than with Prowl® H2O, or unacceptable injury may result. Other formulations of pendimethalin should not be tank mixed with CHATEAU WDG for use on onions.
- Do not apply with any type of adjuvant.
- Do not apply within 45 days of harvest.

Use of CHATEAU WDG may result in necrotic spotting of onion leaves that come in contact with the spray. User should assume this potential crop response before using CHATEAU WDG.

[Microrate Application]

[Sequential applications of CHATEAU WDG may be applied to onions (dry bulb), between the 2-leaf and 6-leaf stage, at rates of 0.5 to 1 oz./A, on a 7 day interval.]

TIMING TO ONIONS (dry bulb)

Apply CHATEAU WDG to transplanted onions (dry bulb) between the 2-leaf and 6-leaf stage and on direct seed onions (dry bulb) between the 3-leaf and 6-leaf stage.

TIMING TO WEEDS

Preemergence – Emerged Onions (dry bulb), Preemergence To Weeds

Apply CHATEAU WDG to weed free onions (dry bulb) for preemergence control of the weeds listed in Table 1, Section A.

46/79

DIRECTIONS FOR USE ON PEANUT

RESTRICTIONS AND LIMITATIONS

- Do not apply more than 3 oz. of CHATEAU WDG per acre during a single growing season.
- Do not apply more than 2 oz./A in the states of North Carolina, Oklahoma or Virginia where climatic conditions may result in unacceptable injury to peanuts, unless supplemental labeling, provided by Valent U.S.A. Corporation, is followed.
- Do not irrigate when peanuts are cracking.
- Do not graze treated fields or feed treated hay to livestock.

Many weather related factors, including high wind, splashing or heavy rains or cool conditions at or near peanut emergence, may result in peanut injury in fields treated with CHATEAU WDG. On occasion this has resulted in a delay in maturity or even a slight decrease in yield.

WIND MANAGEMENT

In areas where shallow cultivation is used between rows to reduce wind-borne sand damage to peanuts, weed control from CHATEAU WDG may be reduced.

TIMING TO PEANUTS

CHATEAU WDG may be applied to peanuts prior to planting or preemergence (after planting). Preemergence applications of CHATEAU WDG must be made within 2 days after planting and prior to peanut emergence. Application after the peanuts have begun to crack, or are emerged, will result in severe crop injury. Application should not be made when peanuts have begun to crack. Select CHATEAU WDG rate from Table 1 according to anticipated weed spectrum.

TIMING TO WEEDS

Burndown – Preemergence to Peanuts, Postemergence to Weeds

CHATEAU WDG, applied as part of a burndown program, may be used for residual weed control, as well as to assist in postemergence burndown of many annual and perennial weeds where peanuts will be planted directly into a stale seedbed, cover crop or in previous crop residues. Apply CHATEAU WDG before planting, during planting or after planting, but before the crop emerges. For control of emerged weeds, tank mix CHATEAU WDG with glyphosate. Refer to glyphosate label for recommended rate and application pressure. To ensure thorough coverage, use a minimum of 15 gals. of spray solution per acre. CHATEAU WDG tank mixes applied to assist in the control of emerged weeds must be applied with an adjuvant, such as a non-ionic surfactant at 0.25% v/v or a crop oil concentrate or a methylated seed oil at 1 to 2 pt./A. A spray grade nitrogen source (either ammonium sulfate at 2 to 2.5 lbs./A or 28 to 32% nitrogen solution at 1 to 2 qts./A) may be added to increase herbicidal activity.

Preemergence (conventional tillage) applications of CHATEAU WDG must be applied prior to weed emergence.

ADDITIONAL RESIDUAL GRASS CONTROL: SEQUENTIAL

CHATEAU WDG may be applied sequentially following a preplant incorporated application of trifluralin (states of New Mexico, Oklahoma and Texas only), SONALAN[®], DUAL[®] (metolachlor), pendimethalin or FRONTIER[®].

ADDITIONAL RESIDUAL GRASS CONTROL: TANK MIXED

CHATEAU WDG can be tank mixed with alachlor, metolachlor or FRONTIER for additional grass and broadleaf weed control. CHATEAU WDG can also be tank mixed with pendimethalin or SONALAN in states where they are labeled, provided overhead irrigation guidelines on the pendimethalin and/or SONALAN labels are followed.

47/49

DIRECTIONS FOR USE IN POTATO

[Arizona, California, Colorado, Delaware, Florida, Hawaii, Idaho, Maryland, Minnesota, Montana, Nebraska, Nevada, New Jersey, New Mexico, North Carolina, North Dakota, Oregon, South Dakota, Texas, Utah, Virginia, Washington, Washington DC and Wyoming only.]

[For chemigation application on potato follow supplemental labeling provided by Valent U.S.A. Corporation.]

RESTRICTIONS AND LIMITATIONS

- Do not apply more than 1.5 oz of CHATEAU WDG per acre during a single application.
- Do not apply more than 1.5 oz of CHATEAU WDG per acre during a single growing season.
- Do not apply to Rill (Furrow) irrigated potatoes.

Many weather related factors, including high wind, splashing or heavy rains or cool conditions at or near potato emergence, may result in potato injury in fields treated with CHATEAU WDG. On occasion this has resulted in a delay in maturity. User should assume these risks before using CHATEAU WDG.

TIMING TO POTATOES

CHATEAU WDG may be applied to potatoes after hilling for the preemergence suppression of the weeds listed in Table 8. CHATEAU WDG should be tank mixed with other labeled herbicides for broad spectrum weed control. A minimum of 2 inches of settled soil must cover the vegetative portion of the potato plant at the time of CHATEAU WDG application. Application to potatoes with less than 2 inches of soil covering the vegetative portion of the potato may result in crop injury. In areas with historically higher amounts of rainfall during the time of preemergence herbicide applications, such as the Red River Valley, Minnesota and North Dakota, the requirement for 2 inches of settled soil is critical to avoid crop injury. Mechanical incorporation of CHATEAU WDG will result in decreased weed control and should be avoided. In areas with sprinkler irrigation, CHATEAU WDG should be incorporated with 0.5 to 0.75 inches of irrigation, after application and before any sprouts are within 2 inches of the settled soil surface if a rainfall event has not yet occurred.

TIMING TO WEEDS

Preemergence – Soil Covered Potatoes, Preemergence To Weeds

Apply CHATEAU WDG to soil covered potatoes for the preemergence suppression of the weeds listed in Table 8. Harrowing, cultivation or corrugating after CHATEAU WDG application will reduce weed control.

Table 8. Weeds Suppressed by Residual Activity of CHATEAU WDG at 1.5 oz./A

COMMON NAME	SCIENTIFIC NAME	ORGANIC MATTER	CHATEAU WDG RATE
Lambsquarters, Common	<i>Chenopodium album</i>	Up to 5%	1.5 oz./A
Mustard, Wild	<i>Brassica kaber</i>		
Nightshades			
Black	<i>Solanum nigrum</i>		
Eastern Black	<i>Solanum ptycanthum</i>		
Hairy	<i>Solanum sarrachoides</i>		
Pigweeds			
Palmer Amaranth	<i>Amaranthus palmeri</i>		
Redroot	<i>Amaranthus retroflexus</i>		
Smooth	<i>Amaranthus hybridus</i>		
Spiny Amaranth	<i>Amaranthus spinosus</i>		
Tumble	<i>Amaranthus albus</i>		
Prickly Lettuce (China Lettuce)	<i>Lactuca serriola</i>		
Radish, Wild	<i>Raphanus raphanistrum</i>		

DIRECTIONS FOR USE ON SOYBEAN

RESTRICTIONS AND LIMITATIONS

- Do not apply more than 3 oz. of CHATEAU WDG per acre during a single growing season.
- Do not tank mix *Chateau* WDG Herbicide with acetochlor (Warrant[®]), alachlor (Micro-Tech[®]), flufenacet (Axiom[®], Domain[®]), metolachlor (Dual Magnum[®], Dual[®] II Magnum, Boundary[®]) or dimethenamid (Frontier[®] or Outlook[®]) within 14 days of planting soybeans, unless soybeans are planted under no-till or minimum tillage conditions on wheat stubble or no-till field corn stubble.
- Do not irrigate when soybeans are cracking.
- Do not graze treated fields or feed treated forage or hay to livestock.

TIMING TO SOYBEANS

CHATEAU WDG may be applied to soybeans prior to planting or preemergence (after planting). Preemergence application of CHATEAU WDG must be made within 3 days after planting and prior to soybean emergence. Application after the soybeans have begun to crack, or are emerged, will result in severe crop injury. Application should not be made when soybeans have begun to crack. Select CHATEAU WDG rate from Table 1 according to anticipated weed spectrum.

TIMING TO WEEDS

Burndown – Preemergence to Soybeans, Postemergence to Weeds

CHATEAU WDG, applied as part of a burndown program, may be used for residual weed control, as well as to assist in postemergence burndown of many annual and perennial weeds where soybeans will be planted directly into a stale seedbed, cover crop or in previous crop residues. For control of emerged weeds, choose the most appropriate tank mix partner from Table 9. Apply CHATEAU WDG with ground equipment before planting, during planting or within 3 days after planting, **but before the crop emerges**. To ensure thorough coverage, use a minimum of 15 gals. of spray solution per acre. Refer to tank mix partner's label for recommended application pressure. All CHATEAU WDG tank mixes applied to assist in the control of emerged weeds must be applied with crop oil concentrate or methylated seed oil at 1 to 2 pt./A or a non-ionic surfactant at 0.25% v/v.

INCREASING SPEED OF GLYPHOSATE BURNDOWN ACTIVITY

CHATEAU WDG, at rates as low as 1 oz./A, may be tank mixed with glyphosate (ROUNDUP[®]) to increase the speed of burndown activity compared to glyphosate applied alone. Residual weed control will not be provided at rates lower than 2 oz./A; however, suppression of the weeds in Table 2, may occur at CHATEAU WDG rates as low as 1 oz./A.

TANK MIXES

CHATEAU WDG may be tank mixed with the herbicides listed in Table 9 for increased burndown activity, additional residual broadleaf and/or additional grass control. Refer to tank mix partner's label for adjuvant recommendations.

Table 9. Tank Mix Partners for Control of Emerged Weeds in Reduced Tillage Soybeans

TANK MIX PARTNER	TARGET WEEDS ¹
2,4-D LVE	Marestail Giant Ragweed Dandelion
paraquat	Annual Grasses Henbit
glyphosate	General Burndown
Select Max [®]	Annual Grasses
SCEPTER [®] 70 DG	Cocklebur Common Sunflower
Weedmaster [®]	Marestail Giant Ragweed Dandelion

¹Refer to tank mix product labels for specific recommendations for control of emerged weeds present.

ADDITIONAL RESIDUAL BROADLEAF CONTROL

CHATEAU WDG can be tank mixed with metribuzin, FIRSTRATE®, LOROX®, PURSUIT PLUS®, PYTHON®, SQUADRON®, SCEPTER or STEEL® for additional broadleaf control.

ADDITIONAL RESIDUAL GRASS CONTROL

CHATEAU WDG can be tank mixed with pendimethalin or COMMAND® for additional grass control. Tank mixes with flufenacet (AXIOM or DOMAIN), metolachlor (DUAL products or BOUNDARY), dimethenamid (FRONTIER or OUTLOOK) or alachlor (MICRO-TECH or IntRRo®), may result in severe injury to soybeans when application is followed by prolonged periods of cool wet weather and should not be used with CHATEAU WDG, unless supplemental labeling, provided by Valent U.S.A. Corporation, is followed.

ROUNDUP READY PROGRAM

CHATEAU WDG may be applied as part of a burndown program or preemergence in conventional tillage programs, at 2 to 3 oz./A to reduce early season weed competition from waterhemp, velvetleaf, nightshade and morningglories as well as other weeds listed in Tables 2 and 3 in ROUNDUP READY programs. A sequential post emergence application of glyphosate will be required to control weeds not controlled by CHATEAU WDG.

DIRECTIONS FOR USE IN STRAWBERRY

RESTRICTIONS AND LIMITATIONS:

- Do not apply more than 3 oz. of CHATEAU WDG per acre per application.
- Do not apply more than 3 oz. of CHATEAU WDG per acre during a single growing season.
- CHATEAU WDG, at 3 oz. per acre, can be applied to the soil a minimum of 30 days prior to transplanting strawberries provided the strawberries will be transplanted through a plastic mulch.
- CHATEAU WDG at 3 oz. per acre can be applied to dormant (established or newly planted) strawberries for the preemergence control of the weeds listed in Table 1, Broadleaf Weeds Controlled by Residual Activity of CHATEAU WDG.
- CHATEAU WDG, at 3 oz. per acre, can be applied in strawberry row middles with a shielded or hooded sprayer for the preemergence control of the weeds listed in Table 1, Broadleaf Weeds Controlled by Residual Activity of CHATEAU WDG.

Application Method	Minimum Time From Application to Harvest (PHI)	Use Rate Per Acre Per Application (oz)	Use Rate Per Acre Per Year (oz)	Special Use Instructions
Pre-transplant	Not applicable	3	3	Apply a minimum of 30 days prior to transplanting and prior to plastic mulch being laid. Apply as part of a tank mix to control emerged weeds.
Preemergence to dormant strawberries	Not applicable	3	3	Crop oil concentrate, at 1% v/v, or non-ionic surfactant, at 0.25% v/v, may be added to help control emerged broadleaf weeds.
Hooded or shielded sprayer application to row middles	Do not apply after fruit set	3	3	Apply only to row middles - do not apply over strawberries. Apply prior to weed emergence. Crop spotting may occur if an adjuvant is added. Application after fruit set may result in spotting of fruit and should be avoided. Do not allow spray drift to come in contact with fruit or foliage

50/79

Table 10. Weeds Controlled by Preemergence Application of CHATEAU WDG

BROADLEAF WEED SPECIES				
COMMON NAME	SCIENTIFIC NAME	ORGANIC MATTER	SOIL TYPE	CHATEAU WDG RATE
Bristly Starbur	<i>Acanthospermum hispidum</i>	Up to 10% ¹	All Soil Types ²	Asparagus, Garlic, Hops 6 oz/A
Carpetweed	<i>Mollugo verticillata</i>			
Chickweeds				
Common	<i>Stellaria media</i>			
Mouseear	<i>Cerastium vulgatum</i>			
Coffee Senna	<i>Cassia occidentalis</i>			
Dandelion	<i>Taraxacum officinale</i>			
Eclipta	<i>Eclipta prostrata</i>			
Eveningprimrose, Cutleaf	<i>Oenothera laciniata</i>			
False Chamomile	<i>Tripleurospermum maritima</i>			
Filaree				
Redstem	<i>Erodium cicutarium</i>			
Whitestem	<i>Erodium moschatum</i>			
Fiddleneck, Coast	<i>Amsinckia menziesii</i>			
Fleabane, Hairy	<i>Conyza bonariensis</i>			
Field Pennycress	<i>Thlaspi arvense</i>			
Florida Beggarweed	<i>Desmodium tortuosum</i>			
Florida Pusley	<i>Richardia scabra</i>			
Golden Crownbeard	<i>Verbesina encelioides</i>			
Hairy Indigo	<i>Indigofera hirsuta</i>			
Hemp Sesbania	<i>Sesbania exaltata</i>			
Henbit	<i>Lamium amplexicaule</i>			
Jimsonweed	<i>Datura stramonium</i>			
Kochia	<i>Kochia scoparia</i>			
Lambsquarters, Common	<i>Chenopodium album</i>			
Mallow				
Common (Cheeseweed)	<i>Malva neglecta</i>			
Little	<i>Malva parviflora</i>			
Horseweed/Marestail	<i>Conyza canadensis</i>			
Mayweed/False Chamomile	<i>Matricaria maritima</i>			
Morningglories				
Entireleaf	<i>Ipomoea hederacea</i> var. <i>integriscula</i>			
Ivyleaf	<i>Ipomoea hederacea</i>			
Red/Scarlet	<i>Ipomoea coccinea</i>			
Smallflower	<i>Jacquemontia tamnifolia</i>			
Tall	<i>Ipomoea purpurea</i>			
Mustards				
London Rocket	<i>Sisymbrium irio</i>			
Tansy	<i>Desurainia pinnata</i>			
Tumble	<i>Sisymbrium altissimum</i>			
Wild	<i>Brassica kaber</i>			
Nettle, Burning	<i>Urtica urens</i>			
Nightshades				
Black	<i>Solanum nigrum</i>			
Eastern Black	<i>Solanum ptycanthum</i>			
Hairy	<i>Solanum sarrachoides</i>			
				Bushberries, Cactus, Grapes, Nut Trees (including Pistachio), Olive, Pome Fruit, Pomegranate, Stone Fruit, and Non-Bearing Fruit Trees 6 to 12 oz/A ²
				To Maintain Bare Ground on Non-Crop Areas of Farms, Orchards & Vineyards 6 to 12 oz/A.

continued

¹Chateau WDG can be used on soils with greater than 10% organic matter; however, length of residual control may be shorter than on soils with lower organic matter content.

²A maximum CHATEAU WDG rate of 6 oz./A per application should be used on any soil that has a sand plus gravel content over 80% if bushes, trees or vines are under 3 years of age.

5/79

Table 10. Weeds Controlled by Preemergence Application of CHATEAU WDG (continued)

BROADLEAF WEED SPECIES				
COMMON NAME	SCIENTIFIC NAME	ORGANIC MATTER	SOIL TYPE	CHATEAU WDG RATE
Pigweeds		Up to 10% ¹	All Soil Types ²	Asparagus, Garlic, Hops 6 oz/A
Palmer Amaranth	<i>Amaranthus palmeri</i>			
Redroot	<i>Amaranthus retroflexus</i>			
Smooth	<i>Amaranthus hybridus</i>			
Spiny Amaranth	<i>Amaranthus spinosus</i>			
Tumble	<i>Amaranthus albus</i>			
Prickly Lettuce (China Lettuce)	<i>Lactuca serriola</i>			
Prickly Sida (Teaweed)	<i>Sida spinosa</i>			
Puncturevine	<i>Tribulus terrestris</i>			
Purslane				
Common	<i>Portulaca oleracea</i>			
Horse	<i>Trianthema portulacastrum</i>			
Radish, Wild	<i>Raphanus raphanistrum</i>			
Ragweed, Common	<i>Ambrosia artemisiifolia</i>			
Redmaids	<i>Calandrinia ciliata var menziesii</i>			
Redweed	<i>Melochia corchorifolia</i>			
Shepherd's-purse	<i>Capsella bursa-pastoris</i>			
Smellmelon	<i>Cucumis melo</i>			
Sowthistle, Annual ³	<i>Sonchus oleraceus</i>			
Spotted Spurge	<i>Euphorbia maculata</i>			
Spurred Anoda	<i>Anoda cristata</i>			
Thistle, Russian	<i>Salsola iberica</i>			
Tropic Croton	<i>Croton glandulosus</i>			
Venice Mallow	<i>Hibiscus trionum</i>			
Waterhemp				
Common	<i>Amaranthus rudis</i>			
Tall	<i>Amaranthus tuberculatus</i>			
Wild Poinsettia	<i>Euphorbia heterophylla</i>			
White Cockle	<i>Silene latifolia</i>			
Wormwood, Biennial	<i>Artemisia biennis</i>			
Yellow Rocket	<i>Barbarea vulgaris</i>			
GRASS WEED SPECIES				
Barnyardgrass	<i>Echinochloa crus-galli</i>			
Bluegrass, Annual	<i>Poa annua</i>			
Crabgrass				
Large	<i>Digitaria sanguinalis</i>			
Smooth	<i>Digitaria ischaemum</i>			
Foxtails				
Bristly	<i>Setaria verticillata</i>			
Giant	<i>Setaria faberi</i>			
Green	<i>Setaria viridis</i>			
Yellow	<i>Setaria glauca</i>			
Goosegrass	<i>Eleusine indica</i>			
Guineagrass	<i>Panicum maximum</i>			
Johnsongrass, Seedling	<i>Sorghum halepense</i>			
Lovegrass, California	<i>Eragrostis diffusa</i>			
Panicum				
Fall	<i>Panicum dichotomiflorum</i>			
Texas	<i>Panicum texanum</i>			
Ryegrass, Italian	<i>Lolium multiflorum</i>			
Signalgrass, Broadleaf	<i>Brachiaria platyphylla</i>			
				Bushberries, Cactus, Grapes, Nut Trees (including Pistachio), Olive, Pome Fruit, Pomegranate, Stone Fruit, and Non-Bearing Fruit Trees 6 to 12 oz/A ²
				To Maintain Bare Ground on Non-Crop Areas of Farms, Orchards & Vineyards 6 to 12 oz/A.

¹Chateau WDG can be used on soils with greater than 10%; however, length of residual control may be shorter than on soils with lower organic matter content.

²A maximum CHATEAU WDG rate of 6 oz./A per application should be used on any soil that has a sand plus gravel content over 80% if bushes, trees or vines are under 3 years of age.

³Except CA

52/79

DIRECTIONS FOR USE ON SUGARCANE

RESTRICTIONS AND LIMITATIONS

- Do not apply more than 8 oz. of CHATEAU WDG per acre per application.
- Do not make a sequential application within 14 days of the first application.
- Do not apply more than 12 oz. of CHATEAU WDG per acre during a single growing season.
- Do not apply within 90 days of harvest.

TIMING TO SUGARCANE

CHATEAU WDG may be applied from 2 weeks prior to planting to before the sugarcane emerges, post directed or at layby. Select the proper CHATEAU WDG rate from Table 10 according to anticipated weed spectrum and soil organic matter content for preemergence applications. Select CHATEAU WDG rate from Table 11 according to emerged weed spectrum and weed heights for post-directed and layby applications.

TIMING TO WEEDS

Burndown – Preemergence to Sugarcane, Postemergence to Weeds

CHATEAU WDG may be used for preemergence control, and to assist in postemergence burndown, of many annual broadleaf weeds in sugarcane. For control of emerged weeds, choose the most appropriate tank mix partner from Table 12. Apply CHATEAU WDG **before the crop emerges**. To ensure thorough coverage, use a minimum of 15 gals. of spray solution per acre. All CHATEAU WDG tank mixes applied to assist in the control of emerged weeds must be applied with crop oil concentrate or methylated seed oil at 1 qt./A or a non-ionic surfactant at 0.25% v/v. Some tank mix products, such as ROUNDUP Original Max (glyphosate), may be formulated with a suitable adjuvant and do not require additional adjuvant.

Preemergence – Preemergence to Sugarcane, Preemergence to Weeds

CHATEAU WDG may be used for preemergence control of many annual broadleaf and grassy weeds in sugarcane. Select rate based on anticipated weed spectrum and soil organic matter content from Table 10. Apply CHATEAU WDG **before the crop emerges**.

Post-Directed – Postemergence to Sugarcane, Postemergence to Weeds

Post-directed applications should only be made to upright sugarcane varieties after the sugarcane has exceeded 24 inches in height and has begun to joint. Post-directed applications should not be made to "PINEAPPLE" varieties. Post-directed applications to "PINEAPPLE" varieties or to upright varieties that have not exceeded 24 inches in height and have not begun to joint, may result in unacceptable crop injury. To ensure thorough coverage, use a minimum of 15 gals. of spray solution per acre. Post-directed applications of CHATEAU WDG must include a crop oil concentrate or methylated seed oil at 1 qt./A or a non-ionic surfactant at 0.25% v/v. Select the proper CHATEAU WDG rate based on weed spectrum and weed height from Table 11.

Layby – Postemergence to Sugarcane, Postemergence to Weeds

Layby applications can be made to upright and "PINEAPPLE" varieties after the sugarcane has exceeded 30 inches in height and the spray solution will not contact foliage above 6 inches from the base of the sugarcane. To ensure thorough coverage, use a minimum of 15 gals. of spray solution per acre. Layby applications of CHATEAU WDG must be applied with crop oil concentrate or methylated seed oil at 1 qt./A or a non-ionic surfactant at 0.25% v/v. Select the proper CHATEAU WDG rate based on weed spectrum and weed height from Table 11.

53/79

Table 11. Broadleaf Weeds Controlled by Post-Directed or Layby Application of CHATEAU WDG in Sugarcane

BROADLEAF WEED SPECIES		WEED HEIGHT (inches)	
COMMON NAME	SCIENTIFIC NAME	3 oz./A	4 oz./A
Bindweed, Field ¹	<i>Convolvulus arvensis</i>	4	8
Carpetweed	<i>Mollugo verticillata</i>	4	4
Cocklebur, Common	<i>Xanthium strumarium</i>	4	4
Florida Beggarweed	<i>Desmodium tortuosum</i>	2	2
Hemp Sesbania	<i>Sesbania exaltata</i>	6	8
Jimsonweed	<i>Datura stramonium</i>	4	4
Lambsquarters, Common	<i>Chenopodium album</i>	4	4
Morningglories			
Entireleaf	<i>Ipomoea hederacea</i> var. <i>integriuscula</i>	-	4
Ivyleaf	<i>Ipomoea hederacea</i>	4	4
Pitted	<i>Ipomoea lacunosa</i>	4	6
Red	<i>Ipomoea coccinea</i>	-	4
Tall	<i>Ipomoea purpurea</i>	2	4
Mustard, Wild	<i>Brassica kaber</i>	6	6
Pigweeds			
Palmer Amaranth	<i>Amaranthus palmeri</i>	4	6
Redroot	<i>Amaranthus retroflexus</i>	4	6
Smooth	<i>Amaranthus hybridus</i>	4	6
Plaintain, Broadleaf	<i>Plantago major</i>	6	6
Prickly Sida	<i>Sida spinosa</i>	4	6
Purslanes			
Common	<i>Portulaca oleracea</i>	2	4
Rock	<i>Calandrinia</i> spp.	-	2
Ragweeds			
Common	<i>Ambrosia artemisiifolia</i>	2	2
Giant	<i>Ambrosia trifida</i>	4	4
Rice Flatsedge	<i>Cyperus iria</i>	2	4
Sicklepod	<i>Senna obtusifolia</i>	4	4
Smartweeds			
Ladysthumb	<i>Polygonum persicaria</i>	4	4
Pale	<i>Polygonum lapathifolium</i>	4	4
Pennsylvania	<i>Polygonum pennsylvanicum</i>	4	4
Spotted Spurge	<i>Euphorbia maculata</i>	4	4
Velvetleaf	<i>Abutilon theophrasti</i>	4	6
Venice Mallow	<i>Hibiscus trionum</i>	2	2
Waterhemps			
Common	<i>Amaranthus rudis</i>	2	2
Tall	<i>Amaranthus tuberculatus</i>	2	2

¹ CHATEAU WDG, tank mixes will only control the above ground portion of field bindweed. Repeated applications will be needed to control regrowth.

54/79

TANK MIXES

CHATEAU WDG may be tank mixed with the herbicides listed in Table 12 for additional weed control in burndown, preemergence, post-directed and layby applications. Refer to tank mix partner's label for adjuvant recommendations.

Table 12. Tank Mixes with CHATEAU WDG for Post-Directed or Layby Use in Sugarcane

TANK MIX PARTNER ¹	TARGET WEEDS	BURNDOWN	POST-DIRECTED ²	LAYBY
2,4-D amine	Annual and Perennial Broadleaf Weeds	X		
atrazine	Pigweeds Cocklebur	X	X	X
Asulox ^{®3}	Annual Grasses		X	X
Evik ^{®4}	Annual Grasses		X	X
glyphosate ⁵	Annual and Perennial Weeds	X		X
metribuzin ⁶	Broadleaf Panicum Goosegrass		X	X
Sempra [®]	Purple Nutsedge Yellow Nutsedge	X	X	X
Weedmaster [®]	Annual and Perennial Broadleaf Weeds	X		

¹ Refer to tank mix product labels for specific recommendations for control of emerged weeds present not listed in Table 11.

² Post-directed applications should only be made to upright sugarcane varieties after the sugarcane has exceeded 24 inches in height. Post-directed applications should not be made to "PINEAPPLE" varieties. Post-directed applications to "PINEAPPLE" varieties or to upright varieties that have not exceeded 24 inches in height may result in unacceptable crop injury.

³ Apply to sugarcane at least 24 inches tall.

⁴ Apply before weeds are greater than 6 inches tall.

⁵ Glyphosate applications must be made with a hooded sprayer. Sugarcane must be at least 3 ft. tall. Contact with the sugarcane foliage by either the spray mixture or the treated weed foliage will result in sugarcane injury.

⁶ Refer to metribuzin label for restrictions based on soil type.

ADDITIONAL PREEMERGENCE BROADLEAF CONTROL

CHATEAU WDG can be tank mixed with atrazine or diuron for additional preemergence broadleaf control.

ADDITIONAL PREEMERGENCE GRASS CONTROL

CHATEAU WDG can be tank mixed with PROWL[®] (or other pendimethalin products) for additional preemergence grass control provided sugarcane has not emerged.

DIRECTIONS FOR USE IN SUNFLOWER AND SAFFLOWER

HARVEST AID

RESTRICTIONS AND LIMITATIONS

- Do not apply more than 3 oz of *Chateau* WDG Herbicide per acre during a single application.
- Do not apply more than 3 oz of *Chateau* WDG Herbicide per acre during a single growing season.
- Do not harvest within 5 days of application.

Desiccation from *Chateau* WDG Herbicide requires the addition of an agronomically approved adjuvant to the spray mixture. A methylated seed oil which contains at least 15% emulsifiers and 80% oil at 1 qt/A should be used. A spray grade nitrogen source (either ammonium sulfate at 2 to 2.5 lbs/A or a 28 to 32% nitrogen solution at 1 to 2 qts/A) may be added to the spray mixture along with methylated seed oil to enhance desiccation. The addition of a nitrogen source does not replace the need for methylated seed oil. Tank mixing *Chateau* WDG Herbicide with glyphosate or paraquat will increase control of emerged weeds and aid in harvest for sunflowers. Tank mixing *Chateau* WDG Herbicide with glyphosate will increase control of emerged weeds and aid in harvest for safflower.

TIMING TO SUNFLOWER AND SAFFLOWER

Apply *Chateau* WDG Herbicide, at 1.5 to 2 oz/A, when crop is mature (when seed is 35% moisture or less). For many varieties, this is when the backs of the heads are turning yellow and the bracts are turning brown. Sunflower and safflower can be harvested 5 days after application.

To ensure thorough coverage, use 15 to 30 gallons of spray solution per acre and select nozzle type using manufacturer's gallonage and pressure recommendations for postemergence application.

SS/79

DIRECTIONS FOR USE ON SWEET POTATO
[For Use in the States of Arizona, California and Hawaii Only]

RESTRICTIONS AND LIMITATIONS

- Do not apply more than 3 oz. of CHATEAU WDG per acre during a single growing season.
- Do not apply postemergence to sweet potatoes.
- Do not use greenhouse grown transplants.
- Do not use transplants harvested more than 2 days prior to transplanting.
- Do not use on any sweet potato variety other than "BEAUREGARD", unless user has tested CHATEAU WDG on other variety and has found crop tolerance to be acceptable.
- Do not apply as a part of any tank mix, except with labeled rates of COMMAND, if tank mix is applied prior to transplanting.

TIMING TO SWEET POTATOES

CHATEAU WDG must be applied prior to transplanting sweet potatoes.

TIMING TO WEEDS

Preemergence To Weeds

Apply CHATEAU WDG to soil prior to transplanting sweet potato slips for the preemergence control of the weeds listed in Table 1.

56/79

DIRECTIONS FOR USE IN WHEAT

[For use in the states of
DE, ID, KY, MD, MN, MT, NC, ND, NJ, OR, SC, SD, TN, VA and WA Only]

RESTRICTIONS AND LIMITATIONS

- Do not apply more than 2 oz of *Chateau* WDG Herbicide per acre during a single application.
- Do not apply more than 2 oz of *Chateau* WDG Herbicide per acre during a single growing season.

PRE-PLANT APPLICATIONS, PRE-EMERGENCE WEED CONTROL

RESTRICTIONS AND LIMITATIONS

- For pre-plant weed control, use only on no-till or minimum tillage fields where the previous year's crop residue has not been incorporated into the soil.
- [Plant wheat no sooner than 7 days after *Chateau* WDG Herbicide application in the states of DE, ID, KY, MD, MN, MT, NC, ND, NJ, OR, SC, SD, TN, VA or WA]
- [Plant wheat no sooner than 14 days after *Chateau* WDG Herbicide application in the states of DE, ID, KY, MD, MN, MT, NC, ND, NJ, OR, SC, SD, TN, VA or WA]
- [Do not use on Durum wheat.]
- Do not irrigate between emergence and spike.
- Wheat must be planted a minimum of 1" deep.
- Do not graze until wheat has reached 5 inches in height.

Burndown Use Directions

Chateau WDG Herbicide, applied as part of a burndown program, at 2 oz/A, may be used for residual weed control, as well as to assist in postemergence burndown of many weeds where wheat will be planted directly into the residue of the previous crop. See Directions for Use in Fall Burndown Programs in Fields to be Planted to Barley, Field Pea, Flax, Lentil, Safflower, Sunflower and Wheat for rates and timing of applications. For control of emerged weeds, *Chateau* WDG Herbicide must be applied with an appropriate burndown tank mix partner. To ensure thorough coverage, use a minimum of 15 gallons of spray solution per acre. Refer to tank mix partner's label for recommended application pressure and recommended adjuvant systems.

[POST-PLANT, PRE-EMERGENCE WEED CONTROL]

[RESTRICTIONS AND LIMITATIONS

- For post-plant, pre-emergence weed control, use only on no-till or minimum tillage fields where the previous crop residue has not been incorporated into the soil.
- Apply *Chateau* WDG Herbicide up to 2 days after planting.
- [Do not use on Durum wheat.]
- Do not irrigate between emergence and spike.
- Wheat must be planted a minimum of 1" deep.
- Do not graze until wheat has reached 5 inches in height.

Use Directions

Chateau WDG Herbicide, applied at 2 oz/A, may be used for residual weed control, where wheat has been planted directly into the residue of the previous year. Application must be made no later than 2 days after planting.]

HARVEST AID

RESTRICTIONS AND LIMITATIONS

- Do not harvest within 10 days of application.

Use Directions

Chateau WDG Herbicide, applied at 2 oz/A for desiccation requires the addition of an agronomically approved adjuvant to the spray mixture. Use a methylated seed oil which contains at least 15% emulsifiers and 80% oil at 1 qt/A. A spray grade nitrogen source (either ammonium sulfate at 2 to 2.5 lbs/A or a 28 to 32% nitrogen solution at 1 to 2 qts/A) may be added to the spray mixture along with methylated seed oil to enhance desiccation. The addition of a nitrogen source does not replace the need for methylated seed oil. Tank mixing *Chateau* WDG Herbicide with glyphosate will increase control of emerged weeds and aid in harvest.

To ensure thorough coverage, use a minimum of 10 gallons spray solution per acre by ground application and a minimum of 5 gallons per acre by aerial application. Nozzle selection should meet manufacturer's gallonage and pressure recommendations for postemergence application.

TIMING TO WHEAT

Apply *Chateau* WDG Herbicide, at 1.5 to 2 oz/A, after wheat reaches the hard dough stage and grain has no more than 30% moisture. Wheat can be harvested 10 days after application. Valent recommends tank mixing with glyphosate.

DIRECTIONS FOR USE ON BUSHBERRIES, GRAPE, NUT TREES (INCLUDING PISTACHIO), OLIVE, POME FRUIT, POMEGRANATE, STONE FRUIT AND NON-BEARING FRUIT TREES

RESTRICTIONS AND LIMITATIONS

- Do not apply more than 12 oz of CHATEAU WDG per acre during a single application.
- Do not apply more than 24 oz of CHATEAU WDG per acre during a 12 month period, except Bushberries; for Bushberries do not apply more than 12 oz of CHATEAU WDG per acre during a 12 month period.
- Do not make a sequential application within 30 days of the first application, except nut trees, do not make a sequential application within 60 days of the first application.
- A maximum CHATEAU WDG rate of 6 oz/A per application should be used on any soil that has a sand plus gravel content over 80% if bushes, trees or vines are less than 3 years of age. (Two applications of 6 oz/A in a 12 month period can still be made as long as there have been 60 days between applications).
- Do not apply to farm alleys or roads where traffic may result in treated dust settling onto crops or other desirable vegetation.
- Do not apply within 300 yards of non-dormant pears.
- Raise mower height during all mowing to reduce dust. Dust created by mowing can drift onto desirable vegetation resulting in injury.
- Do not apply to powdery soils or soils that are susceptible to wind displacement unless irrigation can be applied immediately after application.
- [Do not mow treated areas between bud break and final harvest. Dust created by mowing may drift onto desirable vegetation resulting in injury.]
- Follow the most restrictive label limitations and precautions of the tank mix product(s) being used.
- Avoid direct or indirect spray contact to foliage and green bark (non-barked trunk and non-barked vines with the exception of undesirable suckers).

For bushberries, grape, nut trees (including pistachio) olive, pomegranate and non-bearing fruit trees, CHATEAU WDG should be applied as a uniform broadcast application to the orchard or vineyard floor or as a uniform band directed at the base of the bush, trunk, or vine. For pome fruit and stone fruit, CHATEAU WDG can only be applied as a uniform band directed at the base of the trunk prior to "pink bud" in apples and "bud break" in stone fruit and pear. The preferred application timing for CHATEAU WDG is in the fall to maximize the potential for rainfall to activate and set the herbicide. Do not apply over the top of crop or allow spray to come in contact with crop as a result of application or drift.

Preemergence Application

Apply 6 to 12 oz (0.188 to 0.38 lb ai/A) of CHATEAU WDG per broadcast acre as a preemergence application. Preemergence (to weed emergence) applications of CHATEAU WDG should be made to a weed-free soil surface. Preemergence applications of CHATEAU WDG must be completed prior to weed emergence. Moisture is necessary to activate CHATEAU WDG on soil for residual weed control. Dry weather following application of CHATEAU WDG may reduce effectiveness. However, when adequate moisture is received after dry conditions, CHATEAU WDG will control susceptible germinating weeds.

Postemergence Application

Apply 6 to 12 oz (0.188 to 0.38 lb ai/A) of CHATEAU WDG Herbicide per broadcast acre plus an adjuvant (0.25% v/v non-ionic surfactant or 1 qt/A crop oil concentrate). The addition of an adjuvant enhances CHATEAU WDG Herbicide activity on emerged weeds. Thorough spray coverage is necessary to maximize the postemergence activity of CHATEAU WDG Herbicide.

Refer to Table 10 for weeds controlled by the residual activity of CHATEAU WDG. CHATEAU WDG should be tank mixed with a labeled burndown herbicide for control of the emerged weeds listed in Table 13. Refer to tank mix partner's label for additional weed species and increased weed heights claimed. Refer to tank mix partner's label for additional restrictions, including minimum carrier volume and crops in which tank mix partner may be used. Burndown tank mix partners include glyphosate, paraquat, 2,4-D and RELY®. Tank mixes with glyphosate or 2,4-D containing products are not recommended during the period after bloom through final harvest to ensure crop safety from drift.

Residual weed control will be reduced if vegetation prevents the CHATEAU WDG from reaching the soil surface. If vegetation is heavy, it is recommended to use a burndown herbicide with CHATEAU WDG and make a sequential CHATEAU WDG application prior to the emergence of new weeds.

Carrier Volume and Spray Pressure

To ensure thorough coverage in burndown applications, use a minimum of 15 gallons of spray solution per acre. Use higher gallonage if dense vegetation or heavy crop residue is present.

Nozzle selection should meet manufacturer's gallonage and pressure recommendations.

Banded Application

Rates listed in Table 13, *Weeds Controlled by Postemergence Activity of Chateau WDG Herbicide Tank Mixes*, refer to a broadcast application covering the entire acre. Refer to the Band Application table in Use Information section to calculate amount needed per acre when making a banded application.

USE PRECAUTIONS FOR BUSHBERRIES

Bushberries: Aronia Berry, Black Currant, Blueberry (Highbush, Rabbit-eye and Lowbush), Buffalo Currant, Chilean Guava, Cranberry (Highbush), Elderberry, European Barberry, Gooseberry, Honeysuckle (edible), Huckleberry, Jostaberry, Juneberry, Lingonberry, Native Currant, Red Currant, Salal and Sea Buckthorn

- Do not use in the states of Idaho, Oregon or Washington except west of the Cascade Mountains in the following counties:
Oregon: Benton, Clackamas, Clatsop, Columbia, Coos, Curry, Douglas, Jackson, Josephine, Lane, Lincoln, Linn, Marion, Multnomah, Polk, Tillamook, Umatilla, Yamhill and Washington
Washington: Benton, Clallam, Clark, Cowlitz, Franklin, Grant, Grays Harbor, King, Jefferson, Kitsap, Lewis, Pacific, Pierce, Skagit, Snohomish, Thurston, Wahkiakum, Walla Walla and Whatcom
- Do not apply to bushberries established less than 2 years unless they are protected from spray contact by non-porous wrap, grow tubes or waxed containers.
- Do not apply within 7 days of harvest.

USE PRECAUTIONS FOR GRAPES

- Do not apply within 60 days of harvest.
- Do not apply to grapes established less than 2 years unless they are trellised at least 3 ft from the soil surface or are protected from spray contact by non-porous wrap, grow tubes or waxed containers.
- Do not apply to grapes that are not trellised or staked unless they are free standing.
- Avoid direct or indirect spray contact to foliage and green bark (non-barked vines, with the exception of undesirable suckers).
- New plantings of "own-rooted varieties", such as Concord, should be planted so that all roots are a minimum 8 inches below the soil surface to be treated. In some situations, this may require hilling soil around newly planted vines so that the settled depth of the hill will be 4 to 5 inches above the vineyard floor.

Juice, Raisin and Wine Grapes

- Do not apply during the period after bud break through final harvest, unless using shielded application equipment and applicator can ensure spray drift will not come in contact with crop fruit or foliage. Shielded applications during this time period should not be made with glyphosate or products containing glyphosate.

Table Grapes

- CHATEAU WDG may be applied during the period following final harvest up to bud break.
- Do not apply after bud break.

USE PRECAUTIONS FOR NUT TREES (INCLUDING PISTACHIO), OLIVE, POME FRUIT, POMEGRANATE AND STONE FRUIT

Nut Trees: Almond, Beechnut Betelnut, Black Walnut, Brazil Nut, Butternut, Cashew, Chestnut, Chinquapin, Coconut, English Walnut, Filbert (Hazelnut), Ginkgo, Heartnut, Hickory Nut, Macadamia Nut, Oak, Pecan, Pili Nut, Pine Nut, Pistachio and Tropical Almond

Pome Fruit: Apple, Crabapple, Loquat, Mayhaw, Pear, Pear (Oriental) and Quince

Stone Fruit: Apricot, Cherries (Sweet and Tart), Nectarine, Peach, Plum (Chickasaw, Damson, Japanese), Plumcot and Prune.

- **California only:** For almonds and stone fruit in the counties of Merced, San Joaquin and Stanislaus, follow supplemental labeling provided by Valent U.S.A. Corporation.
- For pome fruit and stone fruit, *Chateau* WDG Herbicide can only be applied as a uniform band directed at the base of the trunk prior to silver tip in apples and bud break in stone fruit.
- Do not apply to pears in the states of Oregon or Washington.
- For pome fruit and stone fruit do not apply to row middles (area between berms)
- For nut trees (including pistachio), olive and pomegranate, apply after bud break through final harvest using shielded application equipment if the applicator can ensure the spray drift will not come into contact with non-target vegetation, crop fruit and/or foliage. Shielded application equipment is not required if the following application parameters are followed:
 - Application pressure (at boom) < 30 PSI.
 - Application speed < 5 MPH.
 - Applicator can ensure the spray drift will not come into contact with non-target vegetation, crop fruit and/or foliage.
- Do not apply within 60 days prior to harvest.
- Do not apply to trees established less than one year, unless protected from spray contact by non-porous wraps, grow tubes, paint or waxed containers.
- Do not use in the states of Oregon or Washington except in the following counties unless the additional restrictions listed below are followed:

Oregon: Benton, Clackamas, Clatsop, Columbia, Coos, Curry, Douglas, Jackson, Josephine, Lane, Lincoln, Linn, Marion, Morrow, Multnomah, Polk, Tillamook, Umatilla, Yamhill and Washington

Washington: Clallam, Cowlitz, Grays Harbor, King, Jefferson, Kitsap, Lewis, Pacific, Pierce, Skagit, Snohomish, Thurston, Wahkiakum and Whatcom

 - For apples east of the Cascade Mountains in Washington (counties not listed above), follow the restrictions above plus:
 - o Apply between final harvest and January 1.
 - o Apply only to apple blocks with an established (2 years or older) permanent cover crop that covers a minimum of 60% of the surface area in the block.
 - o Application must be incorporated with a minimum of one half inch of water within 48 hours after application.
 - o Do not apply to powdery soils or soils susceptible to wind displacement.
 - o Apply only to orchard berms.
 - o Do not mow the treated berm areas of the orchard

USE PRECAUTIONS FOR NON-BEARING FRUIT TREES

Non-Bearing Avocado, Fig, Grapefruit, Lemon, Olive, Orange, Pomegranate and Tangerine

- Do not apply more than 12 oz of CHATEAU WDG per acre during a single application.
- Do not apply more than 24 oz of CHATEAU WDG per acre during a 12 month period.
- Do not harvest fruit from treated trees within one year of application.
- Do not apply to trees established less than one year, unless protected from spray contact by non-porous wraps, grow tubes or waxed containers.
- Do not apply during the period after flowering through leaf drop, unless using shielded application equipment and the applicator can ensure spray drift will not come in contact with the crop foliage.

66/79

Table 13. Weeds Controlled by Postemergence Activity of CHATEAU WDG Tank mixes

BROADLEAF WEED SPECIES			
COMMON NAME	SCIENTIFIC NAME	WEED HEIGHT/LENGTH (inches)	CHATEAU WDG RATE
Bindweed, Field ¹	<i>Convolvulus arvensis</i>	8	6 to 12 oz/A
Carpetweed	<i>Mollugo verticillata</i>	4	
Chickweeds			
Common	<i>Stellaria media</i>	4	
Mouseear	<i>Cerastium vulgatum</i>	4	
Cocklebur, Common	<i>Xanthium strumarium</i>	4	
Eveningprimrose, Cutleaf ²	<i>Oenothera laciniata</i>	12	
Filaree			
Broadleaf	<i>Erodium botrys</i>	4	
Redstem	<i>Erodium cicutarium</i>	4	
Florida Beggarweed	<i>Desmodium tortuosum</i>	2	
Hemp Sesbania	<i>Sesbania exaltata</i>	8	
Jimsonweed	<i>Datura stramonium</i>	4	
Lambsquarters, Common	<i>Chenopodium album</i>	4	
Morningglories			
Entireleaf	<i>Ipomoea hederacea</i> var. <i>integriuscula</i>	4	
Ivyleaf	<i>Ipomoea hederacea</i>	4	
Pitted	<i>Ipomoea lacunosa</i>	6	
Red/Scarlet	<i>Ipomoea coccinea</i>	4	
Tall	<i>Ipomoea purpurea</i>	4	
Mustard, Wild	<i>Brassica kaber</i>	6	
Pigweeds			
Palmer Amaranth	<i>Amaranthus palmeri</i>	6	
Redroot	<i>Amaranthus retroflexus</i>	6	
Smooth	<i>Amaranthus hybridus</i>	6	
Plaintain, Broadleaf	<i>Plantago major</i>	6	
Prickly Sida (Teaweed)	<i>Sida spinosa</i>	6	
Purslanes			
Common	<i>Portulaca oleracea</i>	4	
Rock	<i>Calandrinia</i> spp.	2	
Ragweeds			
Common	<i>Ambrosia artemisiifolia</i>	2	
Giant	<i>Ambrosia trifida</i>	4	
Rice Flatsedge	<i>Cyperus iria</i>	4	
Sicklepod	<i>Senna obtusifolia</i>	4	
Smartweeds			
Ladysthumb	<i>Polygonum persicaria</i>	4	
Pale	<i>Polygonum lapathifolium</i>	4	
Pennsylvania	<i>Polygonum pennsylvanicum</i>	4	
Spotted Spurge	<i>Euphorbia maculata</i>	4	
Velvetleaf	<i>Abutilon theophrasti</i>	4	
Venice Mallow	<i>Hibiscus trionum</i>	4	
Waterhemp			
Common	<i>Amaranthus rudis</i>	2	
Tall	<i>Amaranthus tuberculatus</i>	2	

CHATEAU WDG will only provide control of the above ground portion of bindweed. Repeated applications will be needed to control regrowth.
² For acceptable control, cutleaf eveningprimrose should be 12 inches or less and in the rosette stage. Crop oil concentrate, at 1 pt./A, or non-ionic surfactant at 0.25% v/v, should be added to glyphosate tank mixes for cutleaf eveningprimrose control, including glyphosate formulations that contain a built-in adjuvant system.

ADDITIONAL RESIDUAL WEED CONTROL

CHATEAU WDG maybe tank mixed with oryzalin (SURFLAN®), simazine or diuron for additional residual weed control. Always read and follow label use directions for all products being used.

DIRECTIONS FOR USE TO MAINTAIN BARE GROUND ON NON-CROP AREAS OF FARMS, ORCHARDS AND VINEYARDS

RESTRICTIONS AND LIMITATIONS

- Do not apply to farm alleys or roads where traffic may result in treated dust settling onto crops or other desirable vegetation.
- Do not apply to ditch banks.

CHATEAU WDG, when used as directed, can be used on farms, orchards and vineyards for non-selective vegetation control to maintain bare ground on non-crop areas that must be kept weed free. Follow all applicable directions as outlined above under "USE INFORMATION".

CHATEAU WDG offers residual and postemergence control of susceptible broadleaf and grass weeds as well as an additional mode of action to assist in the control of ALS (acetolactate synthase) resistant weeds. CHATEAU WDG can be tank mixed with the herbicides listed in Table 14 for increased residual or postemergence control. The length of residual control is dependent on the rate applied as well as on rainfall and temperature conditions. Length of residual control will decrease as temperature and precipitation increase. CHATEAU WDG rates of 6 to 12 oz./A are required to provide residual control of the weeds listed in Table 10.

PREEMERGENCE APPLICATION

Apply 6 to 12 oz. (0.188 to 0.38 lb. ai./A) of CHATEAU WDG per broadcast acre as a preemergence application. Preemergence (to weed emergence) applications of CHATEAU WDG should be made to a weed-free soil surface. Preemergence applications of CHATEAU WDG must be completed prior to weed emergence. Moisture is necessary to activate CHATEAU WDG on soil for residual weed control. Dry weather following application of CHATEAU WDG may reduce effectiveness. However, when adequate moisture is received after dry conditions, CHATEAU WDG will control susceptible germinating weeds.

POSTEMERGENCE APPLICATION

Apply 6 to 12 oz. (0.188 to 0.38 lb. ai./A) of CHATEAU WDG per broadcast acre plus an adjuvant (0.25% v/v non-ionic surfactant or 1 qt./A crop oil concentrate). The addition of an adjuvant enhances CHATEAU WDG activity on emerged weeds. Thorough spray coverage is necessary to maximize the postemergence activity of CHATEAU WDG. Emerged weeds are controlled postemergence with CHATEAU WDG, however, translocation of CHATEAU WDG within a weed is limited, and control is affected by spray coverage and by the addition of an adjuvant. The most effective postemergence weed control with CHATEAU WDG occurs when applied in combination with a surfactant to weeds less than 2 inches in height. A tank mix partner should be used in combination with CHATEAU WDG for the postemergence control of weeds larger than 2 inches. Recommended tank mix partners are listed in Table 14.

IMPORTANT: Completely read and follow the label of any potential tank mix partner with CHATEAU WDG. When using tank mixtures, use conditions must be in accordance with the most restrictive of the label limitations and precautions on either herbicide label.

Table 14. Tank Mix Combinations to Maintain Bare Ground on Non-Crop Areas

glyphosate	2,4-D	Rely	paraquat
------------	-------	------	----------

62/79

STORAGE AND DISPOSAL

Do not contaminate water, food or feed by storage, disposal or cleaning of equipment.

PESTICIDE STORAGE

Keep pesticide in original container.

Store in a cool, dry, secure place.

Do not put formulation or dilute spray solution into food or drink containers.

Do not contaminate food or foodstuffs.

Do not store or transport near feed or food.

Not for use or storage in or around the home.

For help with any spill, leak, fire or exposure involving this material, call day or night (800) 892-0099.

PESTICIDE DISPOSAL

Wastes resulting from the use of this product may be disposed of on site or at an approved waste disposal facility.

CONTAINER HANDLING

[Nonrefillable container. Do not reuse or refill this container. Offer for recycling, if available. Clean container promptly after emptying. Triple rinse as follows: Empty the remaining contents into application equipment or a mix tank and drain for 10 seconds after the flow begins to drip. Fill the container 1/4 full with water and recap. Shake for 10 seconds. Pour rinsate into application equipment or a mix tank or store rinsate for later use or disposal. Drain for 10 seconds after the flow begins to drip. Repeat this procedure two more times.]

Note to EPA reviewer: if this product is shipped in containers greater than 50 lbs, the following container handling statement will be added to the label:

[Nonrefillable outer bag. Completely empty liner by shaking and tapping sides and bottom to loosen clinging particles. Empty residue into equipment. Do not reuse container. Dispose of liner in a sanitary landfill or by incineration if allowed by State and local authorities. If drum is contaminated and cannot be reused, dispose of in the same manner.]

© 2013 by Valent U.S.A. Corporation

Chateau, Cobra, Phoenix and Select Max are trademark and registered trademarks of Valent U.S.A. Corporation

Valent Tank Cleaner is a product of Valent U.S.A. Corporation

Basis, Classic, Express, Lorox and Resolve are trademarks and registered trademarks of E.I. du Pont de Nemours and Company

Command is a registered trademark of FMC Corporation

Asulox is a registered trademark of UPI-USA Corp Protection

Rely is a registered trademark of Bayer

Banvel, Pursuit, Scepter, Squadron, Steel and Weedmaster are registered trademarks of BASF

Boundary, Dual Magnum, Dual II Magnum and Evik are registered trademarks of Syngenta

FirstRate, Hornet, Python, Sonalan and Surpass are registered trademarks of Dow AgroSciences LLC

Frontier, Outlook, Prowl, and Raptor are registered trademarks of BASF Ag

Harness, IntRRo, Lasso, Micro Tech, Roundup, Roundup Ready, Roundup Original, Roundup Power Max and Sempra are registered trademarks of Monsanto Co.

Surflan is a registered trademark of United Phosphorus, Inc.

Manufactured for:

Valent U.S.A. Corporation

P.O. Box 8025

Walnut Creek, CA 94596-8025

www.valent.com

Made in U.S.A.

EPA Reg. No. 59639-119

EPA Est.

059639.00119.20130425.CHAWDG.AMEND

6/3/79

Supplemental Label



CHATEAU® WDG Herbicide

EPA Reg. No. 59639-119

PREEMERGENCE APPLICATION IN PEANUTS (NORTH CAROLINA, OKLAHOMA AND VIRGINIA ONLY)

This supplemental label expires on June 30, 2014 and must not be used or distributed after this date.

PRECAUTIONARY STATEMENTS HAZARDS TO HUMANS & DOMESTIC ANIMALS

CAUTION

ENVIRONMENTAL HAZARDS:

This product is toxic to non-target plants and aquatic invertebrates. Do not apply directly to water, to areas where surface water is present or to intertidal areas below the mean high water mark. Drift or runoff may be hazardous to non-target plants and aquatic organisms in neighboring areas. Do not apply where runoff is likely to occur. Do not apply when weather conditions favor drift from treated areas. Do not contaminate water when disposing of equipment washwaters.

This pesticide is toxic to plants and should be used strictly in accordance with the drift and run-off precautions on this label in order to minimize off-site exposures.

Under some conditions this product may have a potential to run-off to surface water or adjacent land. Where possible, use methods which reduce soil erosion, such as no till, limited till and contour plowing; these methods also reduce pesticide run-off. Use of vegetation filter strips along rivers, creeks, streams, wetlands or on the downhill side of fields where run-off could occur will minimize water run-off and is recommended.

DIRECTIONS FOR USE

It is a violation of Federal Law to use this product in a manner inconsistent with its labeling.

READ ENTIRE LABEL. USE STRICTLY IN ACCORDANCE WITH PRECAUTIONARY STATEMENTS AND DIRECTIONS, AND WITH APPLICABLE STATE AND FEDERAL REGULATIONS.

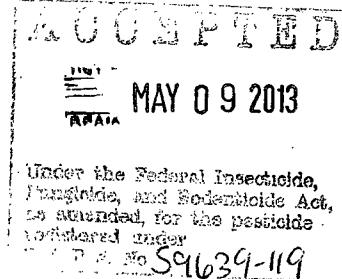
PREEMERGENCE APPLICATION IN PEANUTS IN THE STATES OF NORTH CAROLINA, OKLAHOMA, AND VIRGINIA

CHATEAU WDG, at 3 oz. per acre, can be applied within 2 days of planting to control common ragweed, tropic croton and entireleaf, ivyleaf and tall/scarlet morningglories.

Cool temperatures near emergence (2 consecutive nighttime lows in the 50's F) in combination with heavy rainfall may result in severe crop injury. CHATEAU WDG, at 3 oz./A, should only be used in these states when other alternatives are not available for adequate control of the weeds listed above and the user acknowledges the risks associated with this use rate under the adverse environmental conditions listed above.

THIS LABELING MUST BE IN THE POSSESSION OF THE USER AT THE TIME OF APPLICATION. PLEASE REFER TO CONTAINER LABEL FOR ADDITIONAL PRECAUTIONARY STATEMENTS. FOLLOW ALL APPLICATION DIRECTIONS, RESTRICTIONS, AND PRECAUTIONS ON THE EPA REGISTERED LABEL.

PLEASE CONTACT VALENT U.S.A. CORPORATION AT 1-800-6-VALENT (682-5368) TO DETERMINE IF THIS USE IS REGISTERED IN YOUR STATE.



64/79

Copyright © 2004 by Valent U.S.A. Corporation

Manufactured for:

Valent U.S.A. Corporation

P. O. Box 8025

Walnut Creek, CA 94596-8025

www.valent.com

Made in U.S.A.

65/79

Supplemental Label



CHATEAU® WDG HERBICIDE

EPA Reg. No. 59639-119
(For Use in Arizona, California and Hawaii Only)

CHATEAU® WDG HERBICIDE FALLOWBED USE ON TRANSPLANTED MELON, PEPPER AND TOMATO BEDS.

This supplemental label expires on June 30, 2014 and must not be used or distributed after this date.

DIRECTIONS FOR USE

It is a violation of Federal law to use this product in a manner inconsistent with its labeling.

THIS LABELING MUST BE IN THE POSSESSION OF THE USER AT THE TIME OF APPLICATION. READ THE LABEL AFFIXED TO THE CONTAINER FOR CHATEAU WDG HERBICIDE BEFORE APPLYING. USE OF CHATEAU WDG ACCORDING TO THIS LABELING IS SUBJECT TO THE USE PRECAUTIONS AND LIMITATIONS IMPOSED BY THE LABEL AFFIXED TO THE CONTAINER FOR CHATEAU WDG HERBICIDE.

RESTRICTIONS AND LIMITATIONS

- Do not apply more than 4 oz of *Chateau* WDG Herbicide per acre during a single application.
- Do not apply more than 4 oz of *Chateau* WDG Herbicide per acre during a single growing season.

Many weather related factors, including high wind or heavy rains or cool conditions at or near crop transplanting, may result in crop injury in fields treated with *Chateau* WDG Herbicide. On occasion this has resulted in a delay in maturity. User should assume these risks before using *Chateau* WDG Herbicide.

TIMING TO CROP

CHATEAU WDG HERBICIDE FALLOWBED USE PRIOR TO TRANSPLANTING

CHATEAU WDG HERBICIDE RATES	ADJUVANT	GPA	TRANSPLANTING INTERVAL
4 oz/A	Required by burndown tank mix partner	Ground – 20 to 40	2 Months

Application Method: Apply with a burndown herbicide labeled for the control of emerged weeds. *Chateau* WDG Herbicide, when used alone, will not provide satisfactory control of emerged weeds.

ACCEPTED

MAY 09 2013

Under the Federal Insecticide, Fungicide, and Rodenticide Act, it is unlawful to sell, distribute, or use a pesticide unless it is registered under EPA Reg. No. 59639-119

66/79

USE RESTRICTIONS FOR *CHATEAU* WDG HERBICIDE FOR PREEMERGENCE FALLOWBED WEED CONTROL PRIOR TO TRANSPLANTING

1. Always read and follow all label directions when using any pesticide alone or in tank mix combinations.
2. The top 4 inches of the bed, from a horizontal and vertical perspective, where the crop will be transplanted, must be removed prior to transplanting.
3. Use only healthy transplants. Do not use on direct seeded crops.



Beds are formed and *Chateau* WDG Herbicide is applied with a burndown herbicide.



A minimum of 2 months after *Chateau* WDG Herbicide application, the tops of the beds are removed and the soil from the tops of the beds is placed in the area between the beds.



Crops are transplanted into beds.

4. [On flat beds (tomato only), the soil must be incorporated to a depth of at least 4 inches, twice, prior to transplanting. Failure to incorporate may result in stand reduction and/or crop injury.]
5. This use pattern makes no claim for in-season weed control after the beds have been disturbed.
6. Do not apply when weather conditions favor spray drift.

PLEASE CONTACT VALENT U.S.A. CORPORATION AT 800-6-VALENT (682-5368) TO DETERMINE IF THIS USE IS REGISTERED IN YOUR STATE.

Copyright © 2010 by Valent U.S.A. Corporation

Chateau is a registered trademark of Valent U.S.A. Corporation

Manufactured for:
 Valent U.S.A. Corporation
 P.O. Box 8025
 Walnut Creek, CA 94596-8025
 www.valent.com

Made in U.S.A.

Supplemental Label



CHATEAU® WDG HERBICIDE EPA Reg. No. 59639-119

CHATEAU® WDG HERBICIDE USE IN ONION (DRY BULB) WITH CHEMIGATION

This supplemental label expires on June 30, 2014 and must not be used or distributed after this date.

DIRECTIONS FOR USE

It is a violation of Federal law to use this product in a manner inconsistent with its labeling.

THIS LABELING MUST BE IN THE POSSESSION OF THE USER AT THE TIME OF APPLICATION. READ THE LABEL AFFIXED TO THE CONTAINER FOR CHATEAU WDG HERBICIDE BEFORE APPLYING. USE OF CHATEAU WDG HERBICIDE ACCORDING TO THIS LABELING IS SUBJECT TO THE USE PRECAUTIONS AND LIMITATIONS IMPOSED BY THE LABEL AFFIXED TO THE CONTAINER FOR CHATEAU WDG HERBICIDE.

RESTRICTIONS AND LIMITATIONS

- Do not apply more than 2 oz of *Chateau* WDG Herbicide per acre during a single application.
- Do not apply more than 3 oz of *Chateau* WDG Herbicide per acre during a single growing season.
- Do not make sequential application within 14 days of the first application.
- Do not apply more than 1 oz of *Chateau* WDG Herbicide per season on soils that contain greater than 90% sand plus gravel.
- Do not apply as part of a tank mix, other than with Prowl® H₂O Herbicide, or unacceptable injury may result. Other formulations of pendimethalin should not be tank mixed with *Chateau* WDG Herbicide for use in onions.
- Do not apply with any type of adjuvant.
- Do not apply within 45 days of harvest.

Use of *Chateau* WDG Herbicide may result in necrotic spotting of onion leaves that come in contact with the spray. User should assume this potential crop response before using *Chateau* WDG Herbicide.

Microrate Application

Sequential applications of *Chateau* WDG Herbicide may be applied to onions (dry bulb), between the 2-leaf and 6-leaf stage, at rates of 0.5 to 1 oz/A, on a 7 day interval.

TIMING TO ONIONS (dry bulb)

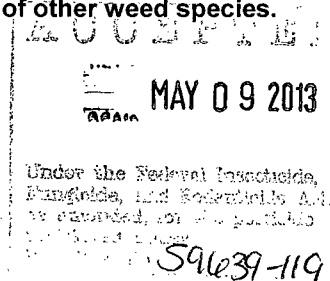
Apply *Chateau* WDG Herbicide to transplanted onions (dry bulb) between the 2-leaf and 6-leaf stage and on direct seed onions (dry bulb) between the 3-leaf and 6-leaf stage.

TIMING TO WEEDS

Preemergence – Emerged Onions (dry bulb), Preemergence To Weeds

Apply *Chateau* WDG Herbicide to weed free onions (dry bulb) for preemergence control of the weeds listed in Table A, Broadleaf Weeds Controlled by Residual Activity of *Chateau* WDG Herbicide

Read tank mix product label for rates and weeds controlled. Always read and follow label directions for all tank mix products before using. The most restrictive labeling of any tank mix product must be followed. *Chateau* WDG Herbicide, when applied according to label use directions, will control the weeds listed in Table A. This label makes no claims concerning control of other weed species.



68/99

CHEMIGATION

Chateau WDG Herbicide may be applied through sprinkler irrigation systems in onions (dry bulb). Follow all label recommendations for these crops regarding rates, timing of application, special instructions and precautions.

Apply this product only through center pivot systems. End guns must be turned off due to uneven application. Do not apply this product through any other type of irrigation system.

Crop injury, lack of efficacy or illegal pesticide residues in the crop can result from non-uniform distribution of treated water.

The system must be properly calibrated (with water only) to ensure that the amount of *Chateau* WDG Herbicide applied corresponds to the recommended rate.

Apply *Chateau* WDG Herbicide in 1/2 to 3/4 inches of water during the first sprinkler set. Allow time for all lines to flush the herbicide through all nozzles before turning off irrigation water. To ensure the lines are flushed and free of remaining herbicide, a dye indicator may be injected into the lines to mark the end of the application period. Once chemigation has begun, the run must be completed to ensure no product is left in the system.

If you have any questions about calibration, you should contact your State Extension Service Specialist, equipment manufacturers or other experts.

Special Precautions for Chemigation

1. Do not connect an irrigation system (including greenhouse systems) used for pesticide application to a public water system unless the pesticide label-prescribed safety devices for public water systems are in place.
2. A person knowledgeable of the chemigation system and responsible for its operation or under the supervision of the responsible person, shall shut the system down and make necessary adjustments should the need arise.
3. The system must be free of leaks and clogged nozzles.
4. The pesticide must be supplied continuously for the duration of the aqueous application. An uneven application may cause injury to the crop or poor weed control.
5. Agitation must be maintained in the nurse tank.
6. The sprinkler chemigation system must contain a functional check valve, vacuum relief valve and low pressure drain appropriately located on the irrigation pipeline to prevent water source contamination from backflow.
7. The pesticide injection pipeline must contain a functional, automatic, quick closing check valve to prevent the flow of fluid back toward the injection pump.
8. The pesticide injection pipeline must contain a functional, normally closed, solenoid operated valve located on the intake side of the injection pump and connected to the system interlock to prevent fluid from being withdrawn from the supply tank when the irrigation system is either automatically or manually shut down.
9. The system must contain functional interlocking controls to automatically shut off the pesticide injection pump when the water pump motor stops, or in the case where there is no water pump, when the water pressure decreases to the point where pesticide distribution is adversely affected.
10. The irrigation line or water pump must include a functional pressure switch which will stop the water pump motor when the water pressure decreases to the point where pesticide distribution is adversely affected.
11. Systems must use a metering pump, such as a positive displacement injection pump (e.g., diaphragm pump), effectively designed and constructed of materials that are compatible with the pesticides and capable of being fitted with a system interlock.
12. Do not apply when wind speed favors drift beyond the area intended for treatment.

Chemigation Systems Connected to Public Water Systems

1. Public water system means a system for the provision to the public of piped water for human consumption, if such a system has at least 15 service connections or regularly serves an average of at least 25 individuals daily at least 60 days out of the year.
2. Chemigation systems connected to the public water system must contain a functional, reduced pressure zone, backflow preventer (RPZ) or the functional equivalent in the water supply line upstream from the point of pesticide introduction. As an option to the RPZ, the water from the public water system should be discharged into a reservoir tank prior to pesticide introduction. There shall be a complete physical break (air gap) between the outlet end of the fill pipe and the top overflow rim of the reservoir tank of at least twice the inside diameter of the fill pipe.
3. All chemigation systems connected to the public water system must also follow restrictions listed in the preceding section titled "**Special Precautions for Chemigation**".

Table A. Broadleaf Weeds Controlled by Residual Activity of CHATEAU WDG HERBICIDE

BROADLEAF WEED SPECIES				
Common Name	Scientific Name	Organic Matter	Soil Type	Chateau WDG Herbicide Rate
Carpetweed	<i>Mollugo verticillata</i>	Up to 5%	All Soil Types	2 oz/A
Chickweeds				
Common	<i>Stellaria media</i>			
Mouseear	<i>Cerastium vulgatum</i>			
Dandelion	<i>Taraxacum officinale</i>			
Eclipta	<i>Eclipta prostrata</i>			
Eveningprimrose, Cutleaf	<i>Oenothera laciniata</i>			
Florida Pusley	<i>Richardia scabra</i>			
Henbit	<i>Lamium amplexicaule</i>			
Lambsquarters, Common	<i>Chenopodium album</i>			
Little Mallow	<i>Malva parviflora</i>			
Marestail/Horseweed	<i>Conyza canadensis</i>			
Nightshades				
Black	<i>Solanum nigrum</i>			
Eastern Black	<i>Solanum ptycanthum</i>			
Hairy	<i>Solanum sarrachoides</i>			
Pigweeds				
Redroot	<i>Amaranthus retroflexus</i>			
Smooth	<i>Amaranthus hybridus</i>			
Spiny Amaranth	<i>Amaranthus spinosus</i>			
Tumble	<i>Amaranthus albus</i>			
Prickly Sida (Teaweed)	<i>Sida spinosa</i>			
Puncturevine	<i>Tribulus terrestris</i>			
Purslane, Common	<i>Portulaca oleracea</i>			
Radish, Wild	<i>Raphanus raphanistrum</i>			
Redmaids	<i>Calandrinia ciliata</i> var. <i>menziessii</i>			
Shepherd's-Purse	<i>Capsella bursa-pastoris</i>			
Smallflower Morningglory	<i>Jacquemontia tamnifolia</i>			
Spotted Spurge	<i>Euphorbia maculata</i>			
Venice Mallow	<i>Hibiscus trionum</i>			

PLEASE CONTACT VALENT U.S.A. CORPORATION AT 800-6-VALENT (682-5368) TO DETERMINE IF THIS USE IS REGISTERED IN YOUR STATE.

Copyright © 2010 by Valent U.S.A. Corporation

Chateau is a registered trademark of Valent U.S.A. Corporation
 Prowl H₂O is a registered trademark of BASF

Manufactured for:
 Valent U.S.A. Corporation
 P.O. Box 8025
 Walnut Creek, CA 94596-8025
 www.valent.com

Made in U.S.A.

70/79

Supplemental Label

MAY 09 2013
Under the Federal Insecticide,
Fungicide, and Rodenticide Act,
this pesticide is registered for the pesticide
59639-119



CHATEAU® WDG HERBICIDE EPA Reg. No. 59639-119

(For Use Only in Arizona, California, Colorado, Delaware, Florida, Hawaii, Idaho, Maryland, Minnesota, Montana, Nebraska, Nevada, New Jersey, New Mexico, North Carolina, North Dakota, Oregon, South Dakota, Texas, Utah, Virginia, Washington, Washington DC and Wyoming)

This supplemental label expires on June 30, 2014 and must not be used or distributed after this date.

CHATEAU® WDG HERBICIDE USE IN POTATO WITH CHEMIGATION

DIRECTIONS FOR USE

It is a violation of Federal law to use this product in a manner inconsistent with its labeling.

THIS LABELING MUST BE IN THE POSSESSION OF THE USER AT THE TIME OF APPLICATION. READ THE LABEL AFFIXED TO THE CONTAINER FOR CHATEAU WDG HERBICIDE BEFORE APPLYING. USE OF CHATEAU WDG HERBICIDE ACCORDING TO THIS LABELING IS SUBJECT TO THE USE PRECAUTIONS AND LIMITATIONS IMPOSED BY THE LABEL AFFIXED TO THE CONTAINER FOR CHATEAU WDG HERBICIDE.

RESTRICTIONS AND LIMITATIONS

- Do not apply more than 1.5 oz of *Chateau* WDG Herbicide per acre during a single application.
- Do not apply more than 1.5 oz of *Chateau* WDG Herbicide per acre during a single growing season.
- Do not apply to Rill (furrow) irrigated potatoes.

Many weather related factors, including high wind, splashing or heavy rains or cool conditions at or near potato emergence, may result in potato injury in fields treated with *Chateau* WDG Herbicide. On occasion this has resulted in a delay in maturity. User should assume these risks before using *Chateau* WDG Herbicide.

TIMING TO POTATOES

Chateau WDG Herbicide may be applied to potatoes after hilling for the preemergence suppression of the weeds listed in Table A, Weeds Suppressed by Residual Activity of *Chateau* WDG Herbicide at 1.5 oz/A. Tank mix *Chateau* WDG Herbicide with other labeled herbicides for broad spectrum weed control. A minimum of 2 inches of settled soil must cover the vegetative portion of the potato plant at the time of *Chateau* WDG Herbicide application. Application to potatoes with less than 2 inches of soil covering the vegetative portion of the potato may result in crop injury. In areas with historically higher amounts of rainfall during the time of preemergence herbicide applications, such as the Red River Valley, Minnesota and North Dakota, the requirement for 2 inches of settled soil is critical to avoid crop injury. Mechanical incorporation of *Chateau* WDG Herbicide will result in decreased weed control and should be avoided. In areas with sprinkler irrigation, *Chateau* WDG Herbicide should be incorporated with 0.25 to 0.75 inches of irrigation, after application and before any sprouts are within 2 inches of the settled soil surface if a rainfall event has not yet occurred.

TIMING TO WEEDS

Preemergence – Soil Covered Potatoes, Preemergence to Weeds

Apply *Chateau* WDG Herbicide to soil covered potatoes for the preemergence suppression of the weeds listed in Table A. Harrowing, cultivation or corrigrating after *Chateau* WDG Herbicide application will reduce weed control.

Read tank mix product label for rates and weeds controlled. Always read and follow label directions for all tank mix products before using. The most restrictive labeling of any tank mix product must be followed.

7/1/79

CHEMIGATION

Chateau WDG Herbicide may be applied through sprinkler irrigation systems in potatoes. Follow all label recommendations for this crop regarding rates, timing of application, special instructions and precautions.

Apply this product only through center pivot systems. End guns must be turned off due to uneven application. Do not apply this product through any other type of irrigation system.

Crop injury, lack of efficacy or illegal pesticide residues in the crop can result from non-uniform distribution of treated water.

The system must be properly calibrated (with water only) to ensure that the amount of *Chateau* WDG Herbicide applied corresponds to the recommended rate.

Apply *Chateau* WDG Herbicide in 1/2 to 3/4 inches of water during the first sprinkler set. Allow time for all lines to flush the herbicide through all nozzles before turning off irrigation water. To ensure the lines are flushed and free of remaining herbicide, a dye indicator may be injected into the lines to mark the end of the application period. Once chemigation has begun, the run must be completed to ensure no product is left in the system.

If you have any questions about calibration, you should contact your State Extension Service Specialist, equipment manufacturers or other experts.

Special Precautions for Chemigation

1. Do not connect an irrigation system (including greenhouse systems) used for pesticide application to a public water system unless the pesticide label-prescribed safety devices for public water systems are in place.
2. A person knowledgeable of the chemigation system and responsible for its operation or under the supervision of the responsible person, shall shut the system down and make necessary adjustments should the need arise.
3. The system must be free of leaks and clogged nozzles.
4. The pesticide must be supplied continuously for the duration of the aqueous application. An uneven application may cause injury to the crop or poor weed control.
5. Agitation must be maintained in the nurse tank.
6. The sprinkler chemigation system must contain a functional check valve, vacuum relief valve and low pressure drain appropriately located on the irrigation pipeline to prevent water source contamination from backflow.
7. The pesticide injection pipeline must contain a functional, automatic, quick closing check valve to prevent the flow of fluid back toward the injection pump.
8. The pesticide injection pipeline must contain a functional, normally closed, solenoid operated valve located on the intake side of the injection pump and connected to the system interlock to prevent fluid from being withdrawn from the supply tank when the irrigation system is either automatically or manually shut down.
9. The system must contain functional interlocking controls to automatically shut off the pesticide injection pump when the water pump motor stops, or in the case where there is no water pump, when the water pressure decreases to the point where pesticide distribution is adversely affected.
10. The irrigation line or water pump must include a functional pressure switch which will stop the water pump motor when the water pressure decreases to the point where pesticide distribution is adversely affected.
11. Systems must use a metering pump, such as a positive displacement injection pump (e.g., diaphragm pump), effectively designed and constructed of materials that are compatible with the pesticides and capable of being fitted with a system interlock.
12. Do not apply when wind speed favors drift beyond the area intended for treatment.

Chemigation Systems Connected to Public Water Systems

1. Public water system means a system for the provision to the public of piped water for human consumption, if such a system has at least 15 service connections or regularly serves an average of at least 25 individuals daily at least 60 days out of the year.
2. Chemigation systems connected to the public water system must contain a functional, reduced pressure zone, backflow preventer (RPZ) or the functional equivalent in the water supply line upstream from the point of pesticide introduction. As an option to the RPZ, the water from the public water system should be discharged into a reservoir tank prior to pesticide introduction. There shall be a complete physical break (air gap) between the outlet end of the fill pipe and the top overflow rim of the reservoir tank of at least twice the inside diameter of the fill pipe.
3. All chemigation systems connected to the public water system must also follow restrictions listed in the preceding section titled "**Special Precautions for Chemigation**".

72/79

Table A. Weeds Suppressed by Residual Activity of Chateau WDG Herbicide at 1.5 oz/A

COMMON NAME	SCIENTIFIC NAME	ORGANIC MATTER	CHATEAU WDG HERBICIDE RATE
Lambsquarters, Common	<i>Chenopodium album</i>	Up to 5%	1.5 oz/A
Mustard, Wild	<i>Brassica kaber</i>		
Nightshades			
Black	<i>Solanum nigrum</i>		
Eastern Black	<i>Solanum ptycanthum</i>		
Hairy	<i>Solanum sarrachoides</i>		
Palmer Amaranth	<i>Amaranthus palmeri</i>		
Pigweeds			
Redroot	<i>Amaranthus retroflexus</i>		
Smooth	<i>Amaranthus hybridus</i>		
Spiny Amaranth	<i>Amaranthus spinosus</i>		
Tumble	<i>Amaranthus albus</i>		
Radish, Wild	<i>Raphanus raphanistrum</i>		

PLEASE CONTACT VALENT U.S.A. CORPORATION AT 800-6-VALENT (682-5368) TO DETERMINE IF THIS USE IS REGISTERED IN YOUR STATE.

Copyright © 2010 by Valent U.S.A. Corporation

Chateau is a registered trademark of Valent U.S.A. Corporation

Manufactured for:
 Valent U.S.A. Corporation
 P.O. Box 8025
 Walnut Creek, CA 94596-8025
 www.valent.com

Made in U.S.A.

Supplemental Label



73/79

CHATEAU® WDG HERBICIDE

EPA Reg. No. 59639-119

(For Use Only in Arizona, California, Colorado, Hawaii, Idaho, Nebraska, Oregon and Washington)

ACCEPTED



MAY 09 2013

Under the Federal Insecticide, Fungicide, and Rodenticide Act, this pesticide is registered for use in the following states:

59639-119

This supplemental label expires on June 30, 2014 and must not be used or distributed after this date.

CHATEAU® WDG HERBICIDE USE IN DRY BEAN FOR WEED SUPPRESSION

Dried cultivars of bean (*Lupinus*); bean (*Phaseolus*) (includes field bean, kidney bean, lima bean (dry), navy bean, pinto bean, tepary bean); bean (*Vigna*) (includes adzuki bean, blackeyed pea, catjang, cowpea, crowder pea, moth bean, mung bean, rice bean, southern pea, urd bean); broad bean (dry); chickpea; guar; lablab bean and lentil

DIRECTIONS FOR USE

It is a violation of Federal law to use this product in a manner inconsistent with its labeling.

THIS LABELING MUST BE IN THE POSSESSION OF THE USER AT THE TIME OF APPLICATION. READ THE LABEL AFFIXED TO THE CONTAINER FOR CHATEAU WDG HERBICIDE BEFORE APPLYING. USE OF CHATEAU WDG HERBICIDE ACCORDING TO THIS LABELING IS SUBJECT TO THE USE PRECAUTIONS AND LIMITATIONS IMPOSED BY THE LABEL AFFIXED TO THE CONTAINER FOR CHATEAU WDG HERBICIDE.

RESTRICTIONS AND LIMITATIONS

- Do not apply more than 1.5 oz of *Chateau* WDG Herbicide per acre during a single application.
- Do not apply more than 1.5 oz of *Chateau* WDG Herbicide per acre during a single growing season.

Many weather related factors, including high wind, splashing or heavy rains or cool conditions at or near crop emergence, may result in dry bean injury in fields treated with *Chateau* WDG Herbicide. On occasion this has resulted in a delay in maturity. User should assume these risks before using *Chateau* WDG Herbicide.

TIMING TO DRY BEAN

Chateau WDG Herbicide may be applied to dry beans within 2 days after planting for the preemergence suppression of the weeds listed in Table A, Weeds Suppressed by Residual Activity of *Chateau* WDG Herbicide at 1.5 oz/A. Tank mix *Chateau* WDG Herbicide with other labeled herbicides for broad spectrum weed control.

TIMING TO WEEDS

Chateau WDG Herbicide may be applied to dry beans prior to planting or preemergence (after planting). Preemergence application of *Chateau* WDG Herbicide must be made within 2 days after planting and prior to dry bean emergence. To avoid severe crop injury, do not apply to dry beans after beans begin to crack or have emerged.

Preplant incorporation (PPI) applications may result in reduced weed control.

2-4/79

ADDITIONAL RESIDUAL GRASS CONTROL

Chateau WDG Herbicide can be tank mixed with pendimethalin for additional grass control.

Table A. Weeds Suppressed by Residual Activity of Chateau WDG Herbicide at 1.5 oz/A

COMMON NAME	SCIENTIFIC NAME	ORGANIC MATTER	CHATEAU WDG HERBICIDE RATE
Lambsquarters, Common	<i>Chenopodium album</i>	Up to 5%	1.5 oz/A
Mustard, Wild	<i>Brassica kaber</i>		
Nightshades			
Black	<i>Solanum nigrum</i>		
Eastern Black	<i>Solanum ptycanthum</i>		
Hairy	<i>Solanum sarrachoides</i>		
Palmer Amaranth	<i>Amaranthus palmeri</i>		
Pigweeds			
Redroot	<i>Amaranthus retroflexus</i>		
Smooth	<i>Amaranthus hybridus</i>		
Spiny Amaranth	<i>Amaranthus spinosus</i>		
Tumble	<i>Amaranthus albus</i>		
Prickly Lettuce (China Lettuce)	<i>Lactuca serriola</i>		
Radish, Wild	<i>Raphanus raphanistrum</i>		

PLEASE CONTACT VALENT U.S.A. CORPORATION AT 800-6-VALENT (682-5368) TO DETERMINE IF THIS USE IS REGISTERED IN YOUR STATE.

Copyright © 2010 by Valent U.S.A. Corporation

Chateau is a registered trademark of Valent U.S.A. Corporation

Manufactured for:
Valent U.S.A. Corporation
P.O. Box 8025
Walnut Creek, CA 94596-8025
www.valent.com

Made in U.S.A.

75/79

Supplemental Label



CHATEAU® WDG HERBICIDE

EPA Reg. No. 59639-119

(For Use Only in Arizona, California, Hawaii, Idaho, Oregon and Washington)

This supplemental label expires on June 30, 2014 and must not be used or distributed after this date.

CHATEAU® WDG HERBICIDE USE ON CHICKPEA (GARBANZO BEAN)

DIRECTIONS FOR USE

It is a violation of Federal law to use this product in a manner inconsistent with its labeling.

THIS LABELING MUST BE IN THE POSSESSION OF THE USER AT THE TIME OF APPLICATION. READ THE LABEL AFFIXED TO THE CONTAINER FOR CHATEAU WDG HERBICIDE BEFORE APPLYING. USE OF CHATEAU WDG HERBICIDE ACCORDING TO THIS LABELING IS SUBJECT TO THE USE PRECAUTIONS AND LIMITATIONS IMPOSED BY THE LABEL AFFIXED TO THE CONTAINER FOR CHATEAU WDG HERBICIDE.

RESTRICTIONS AND LIMITATIONS

- Do not apply more than 2.0 oz of *Chateau* WDG Herbicide per acre during a single application.
- Do not apply more than 2.0 oz of *Chateau* WDG Herbicide per acre during a single growing season.

Many weather related factors, including high wind, splashing or heavy rains or cool conditions at or near crop emergence, may result in garbanzo bean injury in fields treated with *Chateau* WDG Herbicide. On occasion this has resulted in a delay in maturity. User should assume these risks before using *Chateau* WDG Herbicide.

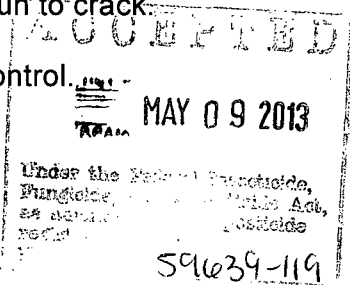
TIMING TO CHICKPEA (GARBANZO BEAN)

Chateau WDG Herbicide may be applied to garbanzo beans within 2 days after planting for the preemergence suppression of the weeds listed in Table A, Broadleaf Weeds Controlled by Residual Activity of *Chateau* WDG Herbicide. Tank mix *Chateau* WDG Herbicide with other labeled herbicides for broad spectrum weed control.

TIMING TO WEEDS

Chateau WDG Herbicide may be applied to garbanzo beans prior to planting or preemergence (after planting). Preemergence application of *Chateau* WDG Herbicide must be made within 2 days after planting and prior to garbanzo bean emergence. Application after the garbanzo beans have begun to crack, or are emerged, will result in severe crop injury. Application should not be made when garbanzo beans have begun to crack.

Preplant incorporation (PPI) applications may result in reduced weed control.



ADDITIONAL RESIDUAL GRASS CONTROL

Chateau WDG Herbicide can be tank mixed with pendimethalin for additional grass control.

Table A. Broadleaf Weeds Controlled by Residual Activity of Chateau WDG Herbicide

BROADLEAF WEED SPECIES				
SECTION A				
COMMON NAME	SCIENTIFIC NAME	ORGANIC MATTER	SOIL TYPE	CHATEAU WDG Herbicide RATE
Carpetweed	<i>Mollugo verticillata</i>	Up to 5%	All Soil Types	2 oz/A
Chickweeds				
Common	<i>Stellaria media</i>			
Mouseear	<i>Cerastium vulgatum</i>			
Dandelion	<i>Taraxacum officinale</i>			
Eclipta	<i>Eclipta prostrata</i>			
Eveningprimrose, Cutleaf	<i>Oenothera laciniata</i>			
Field Pennycress	<i>Thlaspi arvense</i>			
Florida Pusley	<i>Richardia scabra</i>			
Henbit	<i>Lamium amplexicaule</i>			
Lambsquarters, Common	<i>Chenopodium album.</i>			
Little Mallow	<i>Malva parviflora</i>			
Marestail/Horseweed	<i>Conyza canadensis</i>			
Mayweed/False Chamomile	<i>Matricaria maritima</i>			
Nightshades				
Black	<i>Solanum nigrum</i>			
Eastern Black	<i>Solanum ptycanthum</i>			
Hairy	<i>Solanum sarrachoides</i>			
Pigweeds				
Redroot	<i>Amaranthus retroflexus</i>			
Smooth	<i>Amaranthus hybridus</i>			
Spiny Amaranth	<i>Amaranthus spinosus</i>			
Tumble	<i>Amaranthus albus</i>			
Prickly Lettuce	<i>Lactuca serriola</i>			
Prickly Sida (Teaweed)	<i>Sida spinosa</i>			
Puncturevine	<i>Tribulus terrestris</i>			
Purslane, Common	<i>Portulaca oleracea</i>			
Radish, Wild	<i>Raphanus raphanistrum</i>			
Redmaids	<i>Calandrinia ciliata var. menziesii</i>			
Shepherd's-purse	<i>Capsella bursa-pastoris</i>			
Smallflower Morningglory	<i>Jacquemontia tamnifolia</i>			
Sowthistle, Prickly	<i>Sonchus asper</i>			
Spotted Spurge	<i>Euphorbia maculata</i>			
Venice Mallow	<i>Hibiscus trionum</i>			

continued

77/79

Table A. Broadleaf Weeds Controlled by Residual Activity of Chateau WDG Herbicide (continued)

SECTION B					
All weeds listed in Section A plus:					
COMMON NAME	SCIENTIFIC NAME	ORGANIC MATTER	SOIL TYPE	CHATEAU WDG Herbicide RATE	
Coffee Senna	<i>Cassia occidentalis</i>	Up to 3%	All Soil Types	2 oz/A	
Common Ragweed	<i>Ambrosia artemisiifolia</i>				
False Chamomile	<i>Tripleurospermum maritima</i>				
Florida Beggarweed	<i>Desmodium tortuosum</i>				
Golden Crownbeard	<i>Verbesina encelioides</i>				
Hairy Indigo	<i>Indigofera hirsuta</i>	3 to 5%	Coarse and Medium Soils: (sandy loam, loamy sand, loamy, silt-loam, silt, sandy clay, sandy clay loam)	2 oz/A	
Hemp Sesbania	<i>Sesbania exaltata</i>				
Jimsonweed	<i>Datura stramonium</i>				
Kochia	<i>Kochia scoparia</i>				
London Rocket	<i>Sisymbrium irio</i>				
Morningglories					
Entireleaf	<i>Ipomoea hederacea</i> var. <i>integriuscula</i>				
Ivyleaf	<i>Ipomoea hederacea</i>				
Red/Scarlet	<i>Ipomoea coccinea</i>				
Tall	<i>Ipomoea purpurea</i>				
Mustard, Wild	<i>Brassica kaber</i>				
Palmer Amaranth	<i>Amaranthus palmeri</i>				
Spurred Anoda	<i>Anoda cristata</i>				
Tropic Croton	<i>Croton glandulosus</i>		Fine Soils: (silty clay, silty clay loam, clay, clay loam)		2 oz/A
Waterhemp					
Common	<i>Amaranthus rudis</i>				
Tall	<i>Amaranthus tuberculatus</i>				
Wild Poinsettia	<i>Euphorbia heterophylla</i>				
Yellow Rocket	<i>Barbarea vulgaris</i>				

PLEASE CONTACT VALENT U.S.A. CORPORATION AT 800-6-VALENT (682-5368) TO DETERMINE IF THIS USE IS REGISTERED IN YOUR STATE.

Copyright © 2010 by Valent U.S.A. Corporation

Chateau is a registered trademark of Valent U.S.A. Corporation

Manufactured for:
Valent U.S.A. Corporation
P.O. Box 8025
Walnut Creek, CA 94596-8025
www.valent.com

Made in U.S.A.

78/79

Supplemental Label



CHATEAU® WDG HERBICIDE EPA Reg. No. 59639-119

CHATEAU® WDG HERBICIDE FOR USE PRECAUTIONS ON ALMOND AND STONE FRUIT IN A DEFINED AREAS OF MERCED, SAN JOAQUIN AND STANISLAUS COUNTIES OF CALIFORNIA

This supplemental label expires on June 30, 2014 and must not be used or distributed after this date.

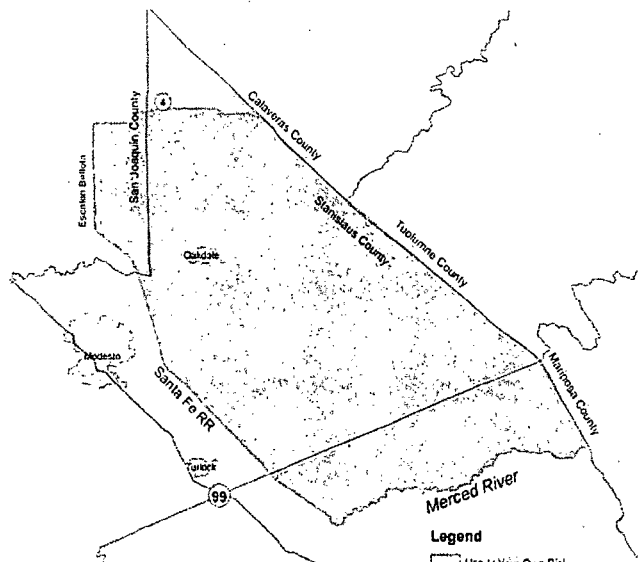
DIRECTIONS FOR USE

It is a violation of Federal law to use this product in a manner inconsistent with its labeling.

THIS LABELING MUST BE IN THE POSSESSION OF THE USER AT THE TIME OF APPLICATION. READ THE LABEL AFFIXED TO THE CONTAINER FOR CHATEAU WDG HERBICIDE BEFORE APPLYING. USE OF CHATEAU WDG HERBICIDE ACCORDING TO THIS LABELING IS SUBJECT TO THE USE PRECAUTIONS AND LIMITATIONS IMPOSED BY THE LABEL AFFIXED TO THE CONTAINER FOR CHATEAU WDG HERBICIDE

The use of *Chateau* WDG Herbicide in soils common in parts of Merced, San Joaquin and Stanislaus counties in California is known to have resulted in injury to almonds under drought stress conditions. These soils are characterized by having been cut or filled, high sand content, low clay content and shallow profiles. Growers in the Defined Area must be aware and assume the risk of using *Chateau* WDG Herbicide on almond or stone fruit crops. The Defined Area can be seen on the Map or by the description that follows:

- Intersection of Highway 4 and Escalon-Bellota Road at Farmington in San Joaquin County;
- Directly South on Escalon-Bellota to the Santa Fe Avenue and railroad tracks at Escalon
- Southeast on Santa Fe Avenue down to the Merced River;
- East following the Merced River to the Merced/Mariposa County line;
- Northwest following the Merced County line through the intersection of Merced and Stanislaus County line following the Stanislaus/Tuolumne County and Calaveras County line to Highway 4;
- West on Highway 4 back to the Farmington intersection of Escalon – Bellota Road.



REGISTERED

MAY 09 2013

Under the Federal Insecticide, Fungicide, and Rodenticide Act, as amended, this pesticide is registered under EPA Reg. No. 59639-119

79/79

PLEASE CONTACT VALENT U.S.A. CORPORATION AT 800-6-VALENT (682-5368) TO DETERMINE IF THIS USE IS REGISTERED IN YOUR STATE.

Copyright © 2010 by Valent U.S.A. Corporation

Chateau is a registered trademark of Valent U.S.A. Corporation

Manufactured for:
Valent U.S.A. Corporation
P.O. Box 8025
Walnut Creek, CA 94596-8025
www.valent.com

Made in U.S.A.