

| | | | |
|---|---|--|---------------------------------|
|  | United States Environmental Protection Agency Washington, DC 20460 | <input type="checkbox"/> Registration <input type="checkbox"/> Amendment <input checked="" type="checkbox"/> Other | OPP Identifier Number 296212 |
|---|---|--|---------------------------------|

Application for Pesticide - Section I

| | | |
|--|---|---|
| 1. Company/Product Number 59639-119 | 2. EPA Product Manager Joanne Miller | 3. Proposed Classification <input type="checkbox"/> None <input type="checkbox"/> Restricted |
| 4. Company/Product (Name) Chateau WDG Herbicide | PM# 23 | |
| 5. Name and Address of Applicant (Include ZIP Code) Valent USA Corporation 1600 Riviera Avenue, Suite 200 Walnut Creek, CA 94596 <input type="checkbox"/> Check if this is a new address | | 6. Expedited Review. In accordance with FIFRA Section 3(c)(3) (b)(ii), my product is similar or identical in composition and labeling to: EPA Reg. No. _____ Product Name _____ |

Section - II


| | |
|--|--|
| <input type="checkbox"/> Amendment - Explain below. <input type="checkbox"/> Resubmission in response to Agency letter dated _____ <input checked="" type="checkbox"/> Notification - Explain below. | <input type="checkbox"/> Final printed labels in response to Agency letter dated <u>NOV 19 2004</u> <input type="checkbox"/> "Me Too" Application. <input type="checkbox"/> Other - Explain below. |
|--|--|

Explanation: Use additional page(s) if necessary. (For section I and Section II.)
 Label Notification: Table 8: clarified that table provides weeds controlled at 6-12 oz./A in almond, grapes, pistachio, and non-bearing fruit and nut trees; also added 2 additional weeds controlled.

Section - III

| | | | | | |
|---|--|---|----------------------|---|--|
| 1. Material This Product Will Be Packaged In: | | | | | |
| Child-Resistant Packaging <input type="checkbox"/> Yes <input checked="" type="checkbox"/> No | Unit Packaging <input type="checkbox"/> Yes <input checked="" type="checkbox"/> No | Water Soluble Packaging <input type="checkbox"/> Yes <input checked="" type="checkbox"/> No | 2. Type of Container | | |
| | | If "Yes" Unit Packaging wgt. No. per container | | If "Yes" Package wgt. No. per container | |
| | | | | <input type="checkbox"/> Metal <input checked="" type="checkbox"/> Plastic <input type="checkbox"/> Glass <input type="checkbox"/> Paper <input type="checkbox"/> Other (Specify) _____ | |
| 3. Location of Net Contents Information <input type="checkbox"/> Label <input checked="" type="checkbox"/> Container | | 4. Size(s) Retail Container | | 5. Location of Label Directions | |
| | | | | <input checked="" type="checkbox"/> Lithograph <input type="checkbox"/> Paper glued <input type="checkbox"/> Stenciled | |
| 6. Manner in Which Label is Affixed to Product | | <input checked="" type="checkbox"/> Other _____ | | | |

Section - IV

| | | |
|--|---|---|
| Contact Point (Complete items directly below for identification of individual to be contacted, if necessary, to process this application.) | | |
| Name Eric Tamichi (eric.tamichi@valent.com) | Title Manager, NAFTA/State Registrations | Telephone No. (Include Area Code) (925) 256-2743 |
| Certification I certify that the statements I have made on this form and all attachments thereto are true, accurate and complete. I acknowledge that any knowingly false or misleading statement may be punishable by fine or imprisonment or both under applicable law. | | 8. Date Application Received (Stamped) |
| Signature  | 3. Title Project Manager | |
| Typed Name Eric Tamichi | 5. Date October 21, 2004 | |


1600 Riviera Avenue
Suite 200
P.O. Box 8025
Walnut Creek, CA 94596-8025
(925) 256-2700



Chateau™ WDG Herbicide
EPA Reg. No. 59639-119
Label Notification
OPP Identifier No. 296212

CERTIFICATION STATEMENT

This notification is consistent with the provisions of PR Notice 98-10 and EPA regulations at 40 CFR 152.46, and no other changes have been made to the labeling or the confidential statement of formula of this product. I understand that it is a violation of 18 U.S.C. Sec. 1001 to willfully make any false statement to EPA. I further understand that if this notification is not consistent with the terms of PR Notice 98-10 and 40 CFR 152.46, this product may be in violation of FIFRA and I may be subject to enforcement action and penalties under sections 12 and 14 of FIFRA.

A handwritten signature in black ink, appearing to read "James Pensyl", written over a horizontal line.

James Pensyl
Project Manager
Registrations & Regulatory Affairs

NOTIFICATION
NOV 19 2004



3/51
NOTIFICATION

NOV 19 2004

NOTIFICATION

| | | |
|-------|----|-----------|
| GROUP | 14 | HERBICIDE |
|-------|----|-----------|

Note: ***Bold italicized text*** is information for the reader and is not part of the label.

[Bracketed information is optional text].

CHATEAU[®] WDG Herbicide

FOR CONTROL AND/OR SUPPRESSION OF CERTAIN WEEDS IN ALMOND, COTTON, GRAPE, MINT, NON-BEARING FRUIT AND NUT TREES, ONION (DRY BULB), PEANUT, PISTACHIO, SOYBEAN, SUGARCANE, SWEET POTATO, FALLOW LAND AND TO MAINTAIN BARE GROUND ON NON-CROP AREAS OF FARMS, ORCHARDS AND VINEYARDS.

| Active Ingredient | By Wt. |
|-------------------------|--------|
| Flumioxazin* | 51% |
| Other Ingredients | 49% |
| Total | 100% |

*2-[7-fluoro-3,4-dihydro-3-oxo-4-(2-propynyl)-2H-1,4-benzoxazin-6-yl]-4,5,6,7-tetrahydro-1H-isoindole-1,3(2H)-dione

CHATEAU WDG is a water dispersible granule containing 51% active ingredient.

KEEP OUT OF REACH OF CHILDREN

CAUTION

SEE NEXT PAGE FOR ADDITIONAL PRECAUTIONARY STATEMENTS.

NET WEIGHT ___ POUNDS

PRECAUTIONARY STATEMENTS

HAZARDS TO HUMANS & DOMESTIC ANIMALS

CAUTION

Harmful if inhaled or absorbed through the skin. Causes moderate eye irritation. Avoid breathing dust and spray mist. Avoid contact with skin, eyes or clothing.

FIRST AID

- | | |
|--------------------------------|--|
| If inhaled: | <ul style="list-style-type: none"> • Move person to fresh air. • If person is not breathing, call 911 or an ambulance, then give artificial respiration, preferably by mouth-to-mouth if possible. • Call a poison control center or doctor for further treatment advice. |
| If on skin or clothing: | <ul style="list-style-type: none"> • Take off contaminated clothing. • Rinse skin immediately with plenty of water for 15-20 minutes. • Call a poison control center or doctor for treatment advice. |
| If in eyes: | <ul style="list-style-type: none"> • Hold eye open and rinse slowly and gently with water for 15-20 minutes. • Remove contact lenses, if present, after the first 5 minutes, then continue rinsing eye. • Call a poison control center or doctor for treatment advice. |
| If swallowed: | <ul style="list-style-type: none"> • Call a poison control center or doctor immediately for treatment advice. • Have person sip a glass of water if able to swallow. • Do not induce vomiting unless told to do so by the poison control center or doctor. • Do not give anything by mouth to an unconscious person. |

HOT LINE NUMBER

Have the product container or label with you when calling a poison control center or doctor or going for treatment. You may also contact 1-800-892-0099 for emergency medical treatment information.

PERSONAL PROTECTIVE EQUIPMENT (PPE):

Some of the materials that are chemical-resistant to this product are listed below. If you want more options, follow the instructions for category A on an EPA chemical-resistance category selection chart.

Applicators and other handlers must wear: long-sleeved shirt and long pants, chemical-resistant gloves made of any waterproof material such as polyethylene or polyvinyl chloride, shoes and socks.

For aerial application to sugarcane, mixer/loaders must also wear: coveralls, chemical resistant apron and chemical resistant boots.

Follow manufacturer's instructions for cleaning/maintaining PPE. If there are no such instructions for washables, use detergent and hot water. Keep and wash PPE separately from other laundry.

USER SAFETY RECOMMENDATIONS

Users should:

- Wash hands before eating, drinking, chewing gum, using tobacco or using the toilet.
- Remove clothing immediately if pesticide gets inside. Then wash thoroughly and put on clean clothing.

ENVIRONMENTAL HAZARDS:

This product is toxic to non-target plants and aquatic invertebrates. Do not apply directly to water, to areas where surface water is present or to intertidal areas below the mean high water mark. Drift or runoff may be hazardous to non-target plants and aquatic organisms in neighboring areas. Do not apply where runoff is likely to occur. Do not apply when weather conditions favor drift from treated areas. Do not contaminate water when disposing of equipment washwaters.

This pesticide is toxic to plants and should be used strictly in accordance with the drift and run-off precautions on this label in order to minimize off-site exposures.

Under some conditions this product may have a potential to run-off to surface water or adjacent land. Where possible, use methods which reduce soil erosion, such as no till, limited till and contour plowing; these methods also reduce pesticide run-off. Use of vegetation filter strips along rivers, creeks, streams, wetlands or on the downhill side of fields where run-off could occur will minimize water run-off and is recommended.

DIRECTIONS FOR USE

It is a violation of Federal Law to use this product in a manner inconsistent with its labeling.

READ ENTIRE LABEL. USE STRICTLY IN ACCORDANCE WITH PRECAUTIONARY STATEMENTS AND DIRECTIONS, AND WITH APPLICABLE STATE AND FEDERAL REGULATIONS.

Do not apply this product in a way that will contact workers or other persons, either directly or through drift. Only protected handlers may be in the area during application. For any requirements specific to your State or Tribe, consult the agency responsible for pesticide regulation.

AGRICULTURAL USE REQUIREMENTS

Use this product only in accordance with its labeling and with the Worker Protection Standard, 40 CFR part 170. This Standard contains requirements for the protection of agricultural workers on farms, forests, nurseries, and greenhouses, and handlers of agricultural pesticides. It contains requirements for training, decontamination, notification and emergency assistance. It also contains specific statements on this label about personal protective equipment (PPE), and restricted-entry interval. The requirements in this box only apply to uses of this product that are covered by the Worker Protection Standard.

Do not enter or allow worker entry into treated areas during the restricted entry interval (REI) of 12 hours.

PPE required for early entry to treated areas that is permitted under the Worker Protection Standard and that involves contact with anything that has been treated, such as plants, soil or water is: coveralls, chemical resistant gloves made of waterproof material, shoes plus socks.

6/51

NON-AGRICULTURAL USE REQUIREMENTS

The requirements in this box apply to uses of this product that are NOT within the scope of the Worker Protection Standards for agricultural pesticides (40 CFR Part 170). The WPS applies when this product is used to produce agricultural plants on farms, forest, nurseries or greenhouses.

Keep all unprotected persons out of operating areas, or vicinity where there may be drift.
Do not enter or allow others to enter treated areas until sprays have dried.

7/51

**DISCLAIMER, RISKS OF USING THIS PRODUCT,
LIMITED WARRANTY
AND LIMITATION OF LIABILITY**

IMPORTANT: Read the entire Label including this Disclaimer, Risks of Using this Product, Limited Warranty, and Limitation of Liability before using this product. If the terms are not acceptable THEN DO NOT USE THE PRODUCT; rather, return the unopened product within 15 days of purchase for a refund of the purchase price.

RISKS OF USING THIS PRODUCT

The Buyer and User (referred to collectively herein as "Buyer") of this product should be aware that there are inherent unintended risks associated with the use of this product which are impossible to eliminate. These risks include, but are not limited to, injury to plants and crops to which this product is applied, lack of control of the target pests or weeds, resistance of the target pest or weeds to this product, injury caused by drift, and injury to rotational crops caused by carryover in the soil. Such risks of crop injury, non-performance, resistance or other unintended consequences are unavoidable and may result because of such factors as weather, soil conditions, disease, moisture conditions, irrigation practices, condition of the crop at the time of application, presence of other materials either applied in the tank mix with this product or prior to application of this product, cultural practices or the manner of use or application, (or a combination of such factors) all of which are factors beyond the control of Valent. The Buyer should be aware that these inherent unintended risks may reduce the harvested yield of the crop in all or a portion of the treated acreage, or otherwise affect the crop such that additional care, treatment and expense are required to take the crop to harvest. If the Buyer chooses not to accept these risks, THEN THIS PRODUCT SHOULD NOT BE APPLIED. By applying this product Buyer acknowledges and accepts these inherent unintended risks AND AGREES THAT ALL SUCH RISKS ASSOCIATED WITH THE APPLICATION AND USE ARE ASSUMED BY THE BUYER.

Valent shall not be responsible for losses or damages (including, but not limited to, loss of yield, increased expenses of farming the crop or such incidental, consequential or special damages that may be claimed) resulting from use of this product in any manner not set forth on the label. Buyer assumes all risks associated with the use of this product in any manner or under conditions not specifically directed or approved on the label.

LIMITED WARRANTY

Valent warrants only that this product conforms to the chemical description on the label and is reasonably fit for the purposes stated in the label, under average use conditions, when used strictly in accordance with the label and subject to the Risks of Using This Product as described above. EXCEPT AS SET FORTH ABOVE, VALENT MAKES NO OTHER WARRANTIES, EITHER EXPRESSED OR IMPLIED. No agent or representative of Valent or Seller is authorized to make or create any other express or implied warranty.

LIMITATION OF LIABILITY

In no event shall Valent or Seller be liable for any incidental, consequential, indirect or special damages resulting from the use or handling of this product. The limitation includes, but is not limited to, loss of yield on all or any portion of the treated acreage, increased care, treatment or other expenses required to take the crop to harvest, increased finance charges or altered finance ratings, emotional or mental distress and/or exemplary damages. THE EXCLUSIVE REMEDY OF THE BUYER, AND THE EXCLUSIVE MAXIMUM LIABILITY OF VALENT OR SELLER FOR ANY AND ALL CLAIMS, LOSSES, INJURIES OR DAMAGES (INCLUDING CLAIMS BASED ON BREACH OF WARRANTY, CONTRACT, NEGLIGENCE, TORT, STRICT LIABILITY OR OTHERWISE) RESULTING FROM THE USE OR HANDLING OF THIS PRODUCT SHALL BE THE RETURN OF THE PURCHASE PRICE OF THIS PRODUCT OR, AT THE ELECTION OF VALENT OR SELLER, THE REPLACEMENT OF THE PRODUCT.

PROMPT NOTICE OF CLAIM

Valent must be provided notice as soon as Buyer has reason to believe it may have a claim, but in no event later than twenty-one days from date of planting, or twenty-one days from the date of application, whichever is later, so that an immediate inspection of the affected property and growing crops can be made.

If Buyer does not notify Valent of any claims, in such period, it shall be barred from obtaining any remedy.

NO AMENDMENTS

Valent and Seller offer this product, and Buyer accepts it, subject to the foregoing Disclaimer, Risks of Using This Product, Limited Warranty and Limitation of Liability, which may not be modified by any oral or written agreement.

TANK MIXES

NOTICE: Tank mixing or use of this product with any other product which is not specifically and expressly authorized by the label shall be the exclusive risk of user, applicator and/or application advisor.

Read and follow the entire label of each product to be used in the tank mix with this product.

RESISTANCE MANAGEMENT RECOMMENDATIONS

CHATEAU WDG is a Group 14 herbicide. Any weed population may contain or develop plants naturally resistant to CHATEAU WDG and other Group 14 herbicides. Weed species with acquired resistance to Group 14 herbicides may eventually dominate the weed population if Group 14 herbicides are used repeatedly in the same field or in successive years as the primary method of control for targeted species. This may result in partial or total loss of control of those species by CHATEAU WDG or other Group 14 herbicides.

To delay herbicide resistance consider:

- Avoiding the consecutive use of CHATEAU WDG or other target site of action Group 14 herbicides that might have a similar target site of action, on the same weed species.
- Using tank mixtures or premixes with herbicides from different target site of action Groups as long as the involved products are all registered for the same use, have different sites of action and are both effective at the tank mix or prepack rate on the weed(s) of concern.
- Basing herbicide use on a comprehensive Integrated Pest Management (IPM) program.
- Monitoring treated weed populations for loss of field efficacy.
- Contacting your local extension specialist, certified crop advisors and/or manufacturer for herbicide resistance management and/or integrated weed management recommendations for specific crops and resistant weed biotypes.

For further information or to report suspected resistance, you may contact Valent U.S.A. Corporation at the following toll-free number: 1-800-682-5368.

9/51

TABLE OF CONTENTS

GENERAL INFORMATION

| | |
|--|---------|
| General Restrictions and Limitations | |
| Environmental Conditions and Biological Performance | |
| Preemergence Application | |
| Burndown Application | |
| Postemergence Application | |
| Rainfastness | |
| Soil Characteristics | |
| Herbicide Rate | |
| Residual Weed Control | |
| Carrier Volume and Spray Pressure | |
| Preemergence Application | |
| Burndown Application | |
| Additives | |
| Burndown Application | |
| Jar Test to Determine Compatibility of Adjuvants and CHATEAU WDG | |
| Sprayer Preparation | |
| Mixing Instructions | |
| Sprayer Cleanup | |
| Application Equipment | |
| Broadcast Application | |
| Band Application | |
| Aerial Application | |
| Chemigation | |
| Application with Dry Bulk Fertilizers | |
| Crop Failure | |
| Rotational Restrictions | |
| Broadleaf Weeds Controlled by Residual Activity of CHATEAU WDG at 2 to 3 oz./A | Table 1 |
| Weeds Suppressed by Residual Activity of CHATEAU WDG at 2 to 3 oz./A | Table 2 |

DIRECTIONS FOR USE IN FALL AND SPRING PREPLANT BURNDOWN AND FALLOW SEEDBED PROGRAMS IN PEANUT AND SOYBEAN

| | |
|--|---------|
| General Restrictions and Limitations | |
| Fall Burndown and Fallow Seedbed Programs | |
| Weeds Controlled by Fall and Spring Preplant Burndown Programs | Table 3 |
| Spring Burndown Program | |

DIRECTIONS FOR USE IN FALL AND SPRING BURNDOWN IN COTTON AND SUGARCANE

| | |
|--|--|
| General Restrictions and Limitations | |
| Fall Burndown Programs | |
| Spring Burndown Programs | |

DIRECTIONS FOR USE IN FALLOW LAND

DIRECTIONS FOR USE IN COTTON

| | |
|--|---------|
| General Restrictions and Limitations | |
| Environmental Conditions and Biological Performance | |
| Herbicide Rate | |
| Emerged Broadleaf Weeds Controlled by Hooded, Shielded and Layby Application of CHATEAU WDG Tank Mixes with Glyphosate or MSMA in Cotton | Table 4 |
| Carrier Volume and Spray Pressure | |
| Additives | |
| Application Equipment | |
| Timing to Cotton | |
| Timing to Weeds | |
| Tank Mixes | |
| Tank Mixes with CHATEAU WDG for Hooded, Shielded and/or Layby Use in Cotton | Table 5 |

DIRECTIONS FOR USE IN MINT

| | |
|---|---------|
| General Restrictions and Limitations | |
| Timing to Mint | |
| Timing to Weeds | |
| Weeds Controlled by Residual Activity of CHATEAU WDG at 4 oz./A | Table 6 |

DIRECTIONS FOR USE IN ONION (DRY BULB)

| | |
|--|--|
| General Restrictions and Limitations | |
| Timing to Onion (dry bulb) | |
| Timing to Weeds | |

DIRECTIONS FOR USE ON PEANUT

| | |
|---|--|
| General Restrictions and Limitations | |
| Wind Management | |
| Timing to Peanuts | |
| Timing to Weeds | |
| Additional Residual Grass Control: Sequential | |
| Additional Residual Grass Control: Tank Mixed | |

DIRECTIONS FOR USE IN SOYBEAN

| | |
|---|---------|
| General Restrictions and Limitations | |
| Timing to Soybeans | |
| Timing to Weeds | |
| Tank Mixes | |
| Tank Mix Partners for Control of Emerged Weeds in Reduced Tillage Soybean | Table 7 |
| Additional Residual Broadleaf Control | |
| Additional Residual Grass Control | |
| ROUNDUP READY® Program | |

DIRECTIONS FOR USE IN SUGARCANE

| | |
|--|----------|
| General Restrictions and Limitations | |
| Timing to Sugarcane | |
| Timing to Weeds | |
| Weeds Controlled by Preemergence Application of CHATEAU WDG at 6 to 12 oz./A | Table 8 |
| Broadleaf Weeds Controlled by Post-Directed or Layby Application of CHATEAU WDG in Sugarcane | Table 9 |
| Tank Mixes | |
| Tank Mixes with CHATEAU WDG for Post-Directed or Layby Use in Sugarcane | Table 10 |
| Additional Preemergence Broadleaf Control | |
| Additional Preemergence Grass Control | |

11/51

DIRECTIONS FOR USE IN SWEET POTATO

General Restrictions and Limitations
Timing to Sweet Potatoes
Timing to Weeds

DIRECTIONS FOR USE IN ALMOND, GRAPES, PISTACHIO AND NON-BEARING FRUIT & NUT TREES

Weeds Controlled by Postemergence Activity of CHATEAU WDG Tank mixes at
~~6 to 12 oz/A~~ Table 11
Additional Residual Weed Control
Almond and Pistachio
 General Restrictions and Limitations
Grape
 General Restrictions and Limitations
Non-Bearing Tree Fruit and Tree Nut
 General Restrictions and Limitations

DIRECTIONS FOR USE TO MAINTAIN BARE GROUND ON NON-CROP AREAS OF FARMS, ORCHARDS OR VINEYARDS

Preemergence Application
Postemergence Application
Tank Mix Combinations for On-Farm Non-Selective Vegetation Control Table 12

STORAGE AND DISPOSAL

GENERAL INFORMATION

Do not apply this product through any type of irrigation system.

CHATEAU WDG uses:

- CHATEAU WDG provides residual control of susceptible weeds in almond, cotton, grape, mint, onion (dry bulb), non-bearing fruit & nut trees, peanut, pistachio, soybean, sugarcane and sweet potato.
- CHATEAU WDG provides additional burndown activity when used as part of a burndown program in almond, cotton, grape, non-bearing fruit & nut trees, peanut, soybean and sugarcane.
- CHATEAU WDG can be applied as part of a fall burndown program for control of susceptible winter annuals.
- CHATEAU WDG can be applied with a hooded or shielded sprayer, as well as part of a layby application, in cotton and sugarcane for postemergence weed control as well as residual control of susceptible weeds.
- CHATEAU WDG can be used on farms, orchards and vineyards for non-selective vegetation control to maintain bare ground non-crop areas that must be kept weed free.

AVOIDING SPRAY DRIFT AT THE APPLICATION SITE IS THE RESPONSIBILITY OF THE APPLICATOR.

The interaction of many equipment and weather related factors determine the potential for spray drift. The applicator is responsible for considering all of these factors when making decisions. Where states have more stringent regulations, they should be observed.

GENERAL RESTRICTIONS AND LIMITATIONS

- Do not apply this product when weather conditions favor spray drift from treated areas.
- Do not graze treated fields or feed treated forage or hay to livestock.
- When applying by air, observe drift management restrictions and precautions listed under "AERIAL APPLICATION".
- Do not apply more than 12 oz. of CHATEAU WDG per acre during a single application.
- Do not apply more than 24 oz. of CHATEAU WDG per acre during a single calendar year.
- Do not apply to frozen or snow covered soil.
- Mechanical incorporation into the soil will reduce residual weed control.
- Post directed and layby applications of CHATEAU WDG should be applied only to healthy growing crops.
- **Spray equipment used to apply CHATEAU WDG should not be used to apply other materials to any crop foliage, unless the proper cleanout procedures is followed. See "SPRAYER CLEANUP" for more information.**

ENVIRONMENTAL CONDITIONS AND BIOLOGICAL PERFORMANCE

Preemergence Application (Conventional Tillage)

Important: Crop injury may occur from applications made to poorly drained soils and/or applications made under cool, wet conditions. Risk of crop injury can be minimized by using on well drained soils, planting at least 1.5 inches deep, using high quality seed and completely covering seeds with soil prior to preemergence applications. Treated soil that is splashed onto newly emerged crops may result in temporary crop injury.

Moisture is necessary to activate CHATEAU WDG in soil for residual weed control. Dry weather following applications of CHATEAU WDG may reduce effectiveness. However, when adequate moisture is received after dry conditions, CHATEAU WDG will control susceptible germinating weeds. CHATEAU WDG may not control weeds that germinate after application but before an activating rainfall/irrigation or weeds that germinate through cracks resulting from dry soil.

When adequate moisture is not received after a CHATEAU WDG application, weed control may be improved by irrigation with at least 1/4 inch of water. If emerged weeds are controlled by cultivation, residual weed control will be reduced.

Burndown Application

For best results, CHATEAU WDG should be applied as part of a burndown program to actively growing weeds. Applying CHATEAU WDG under conditions that do not promote active weed growth will reduce herbicide effectiveness. Do not apply CHATEAU WDG when weeds are under stress due to drought, excessive water, extremes in temperature, disease or low humidity. Weeds under stress tend to become less susceptible to herbicidal action. CHATEAU WDG is most effective when applied under warm sunny conditions.

Reduced residual weed control may occur when burndown applications are made to fields where heavy crop and/or weed residue exist.

Postemergence Application

CHATEAU WDG should only be applied to healthy crops labeled for postemergence use. Do not apply CHATEAU WDG to crops that have been weakened by disease, drought, flooding, excessive fertilization, soil salts, previously applied pesticides, nematodes, insects or winter injury.

Rainfastness

CHATEAU WDG is rainfast one hour after application. Applications should not be made if rain is expected within one hour of application or postemergence efficacy may be reduced.

Soil Characteristics

Application of CHATEAU WDG to soils with high organic matter and/or high clay content may require higher dosages than soils with low organic matter and/or low clay content. Application to cloddy seedbeds can result in reduced weed control.

HERBICIDE RATE

Residual Weed Control (Including Preemergence Applications or Applications as Part of a Fall or Spring Burndown and Fallow Seedbed Program)

Based upon soil characteristics (organic matter content and texture), the most difficult to control weed species being targeted, and the crop being grown, select the proper CHATEAU WDG dosage from the rate range tables contained in this label.

CARRIER VOLUME AND SPRAY PRESSURE (Ground Equipment only. See Information for Aerial Equipment under "AERIAL APPLICATION".)

Preemergence Application (Conventional Tillage)

To ensure uniform coverage, use 10 to 30 gals. of spray solution per acre for conventional tillage applications. Nozzle selection should meet manufacturer's gallonage and pressure recommendations for preemergence herbicide application.

Burndown Application (Prior to Crop Emergence)

To ensure thorough coverage in burndown applications, use 15 to 50 gals. spray solution per acre. Use 20 to 50 gals. per acre if dense vegetation or heavy crop residue is present. Nozzle selection should meet manufacturer's gallonage and pressure recommendations for postemergence herbicide application.

Postemergence Application (Emerged Crop)

To ensure thorough coverage in burndown applications, use 15 to 30 gals. spray solution per acre. Use 20 to 30 gals. per acre if dense vegetation or heavy crop residue is present. Nozzle selection should meet manufacturer's gallonage and pressure recommendations for postemergence herbicide application.

ADDITIVES

Burndown Application (Prior to Crop Emergence)

Postemergence control of weeds from CHATEAU WDG requires the addition of an agronomically approved adjuvant to the spray mixture. Either a crop oil concentrate or methylated seed oil which contains at least 15% emulsifiers and 80% oil or a non-ionic surfactant at 0.25% v/v, may be used when applying CHATEAU WDG as part of a burndown program. Some tank mix partners, such as Roundup UltraMAX®, are formulated with sufficient adjuvants and do not require the addition of a crop oil concentrate, methylated seed oil or non-ionic surfactant when tank mixed with CHATEAU WDG. The addition of a crop oil concentrate or methylated seed oil may increase the burndown activity on certain weeds such as cutleaf eveningprimrose and Carolina geranium. Mixing compatibility qualities should be verified by a jar test.

A spray grade nitrogen source (either ammonium sulfate at 2 to 2.5 lbs./A or a 28 to 32% nitrogen solution at 1 to 2 qts./A) may be added to the spray mixture along with either a crop oil concentrate, methylated seed oil or non-ionic surfactant to enhance weed control. The addition of a nitrogen source does not replace the need for a crop oil concentrate, or a methylated seed oil or a non-ionic surfactant.

JAR TEST TO DETERMINE COMPATIBILITY OF ADJUVANTS AND CHATEAU WDG

When using CHATEAU WDG and an adjuvant, such as in stale seed bed, layby, hooded/shielded or reduced tillage situations, a jar test should be performed before mixing commercial quantities of CHATEAU WDG, when using CHATEAU WDG for the first time, when using new adjuvants or when a new water source is being used.

1. Add 1 pt. of the water to a quart jar. The water should be from the same source and temperature as which will be used in the spray tank mixing operation.
2. Add 1 g of CHATEAU WDG to the quart jar for every 3 oz. of CHATEAU WDG per acre being applied (4 g if 12 oz./A is the desired CHATEAU WDG rate), gently mix until product goes into suspension.
3. Add 60 ml (4 Tbsps. or 2 fl. oz.) of the crop oil or methylated seed oil to the quart jar or 1 ml of non-ionic surfactant if it is being used in place of oil, gently mix.
4. If nitrogen is being used, add 16 ml (1 Tbsp. or 0.5 oz.) of the 28 to 32% nitrogen source to the quart jar. If ammonium sulfate is being used, add 19 g AMS to the quart jar in place of the 28 to 32% nitrogen.
5. Place cap on jar, invert 10 times, let stand for 15 minutes, evaluate.
6. An ideal tank mix combination will be uniform and free of suspended particles. If any of the following conditions are observed the choice of adjuvant should be questioned:
 - a) Layer of oil or globules on the mixture's surface.
 - b) Flocculation: fine particles in suspension or as a layer on the bottom of the jar.
 - c) Clabbering: Thickening texture (coagulated) like gelatin.

SPRAYER PREPARATION

Before applying CHATEAU WDG, start with clean, well maintained application equipment. The spray tank, as well as all hoses and booms, must be cleaned to ensure no residue from the previous spraying operation remains in the sprayer. Some pesticides, including but not limited to, the sulfonylurea and phenoxy herbicides, (i.e., Classic® and 2,4-D respectively) are active at very small amounts and can cause crop injury when applied to susceptible crops. The spray equipment must be cleaned according to the manufacturer's directions for the last product used before the equipment is used to apply CHATEAU WDG. If two or more products were tank mixed prior to CHATEAU WDG application, the most restrictive cleanup procedure should be followed.

MIXING INSTRUCTIONS

1. Fill clean spray tank 1/2 to 2/3 of desired level with clean water.
2. To ensure a uniform spray mixture, pre-slurry the required amount of CHATEAU WDG with water prior to addition to the spray tank. Use a minimum of 1 gal. of water per 10 oz. of CHATEAU WDG.
3. While agitating, slowly add the pre-slurried CHATEAU WDG to the spray tank. Agitation should create a rippling or rolling action on the water surface.
4. If tank mixing CHATEAU WDG with other labeled herbicides, add water soluble bags first, followed by dry formulations, flowables, emulsifiable concentrates and then solutions. Prepare no more spray mixture than is required for the immediate spray operation.
5. Add any required adjuvants.
6. Fill spray tank to desired level with water. **Agitation should continue until all spray solution has been applied.**
7. Mix only the amount of spray solution that can be applied the day of mixing. CHATEAU WDG should be applied within 6 hours of mixing.

SPRAYER CLEANUP

Spray equipment must be cleaned each day following CHATEAU WDG application. After CHATEAU WDG is applied, the following steps must be used to clean the spray equipment:

1. Completely drain the spray tank, rinse the sprayer thoroughly, including the inside and outside of the tank and all in-line screens.
2. Fill the spray tank with clean water and flush all hoses, booms, screens and nozzles.
3. Top off tank, add 1 gal. of 3% household ammonia (or equivalent) for every 100 gals of water, circulate through sprayer for 5 minutes, and then flush all hoses, booms, screens and nozzles for a minimum of 15 minutes. If diaphragms are being used on the spray boom, loosen diaphragms before flushing the spray system, allowing cleaning solution to spray through the open diaphragm. To enhance removal of CHATEAU WDG from the spray system, add a tank cleaner such as "All Clear™" from DuPont, in place of ammonia and allow the cleaning solution to remain in the pressurized spray system (spray tank, hoses and boom) for 4 hours before flushing the system for a minimum of 15 minutes.
4. Drain tank completely.
5. Add enough clean water to the spray tank to allow all hoses, booms, screens and nozzles to be flushed for 2 minutes.
6. Remove all nozzles and screens and rinse them in clean water.

Spray equipment, including all tanks, hoses, booms, screens and nozzles, should be thoroughly cleaned before it is used to apply postemergence pesticides. Equipment with CHATEAU WDG residue remaining in the system may result in crop injury to the subsequently treated crop.

APPLICATION EQUIPMENT

Application equipment should be clean and in good repair. Nozzles should be uniformly spaced on boom and frequently checked for accuracy.

BROADCAST APPLICATION

Apply CHATEAU WDG, and CHATEAU WDG tank mixes, with ground equipment using standard commercial sprayers equipped with flat fan or flood nozzles (preemergence applications only) designed to deliver the desired spray pressure and spray volume.

BAND APPLICATION

When banding, use proportionately less water and CHATEAU WDG per acre. The rate of CHATEAU WDG required per acre, when applied as a banded application, can be calculated with the following formula:

| | | | | |
|---|---|----------------------|---|-------------------------|
| Amount Needed per Acre for Banded Application | = | Band Width in Inches | X | Rate per Broadcast Acre |
| | | Row Width in Inches | | |

AERIAL APPLICATION

Spray drift away from the site of application may cause damage to non-target vegetation. To minimize drift, apply the largest droplet size consistent with uniform coverage and satisfactory weed control. To obtain satisfactory application and avoid drift, the following directions must be observed:

- Do not apply during low-level inversion conditions, when winds are gusty or under other conditions that favor drift. Do not spray when wind velocity is less than 2 mph or more than 10 mph.
- Do not apply this product by air within 40 ft. of non-target plants including non-target crops.
- Do not apply this product by air within 100 ft. of emerged cotton crops.
- Do not apply this product by air within 40 ft. of streams, wetlands, marshes, ponds, lakes and reservoirs.
- **Carrier Volume and Spray Pressure:** When used as part of a burndown weed control program, apply CHATEAU WDG in 7 to 10 gals. of water per acre. Application at less than 7 gals. per acre may provide inadequate control. When used for preemergence weed control, apply CHATEAU WDG in 5 to 10 gals. of water per acre. The higher gallonage applications generally afford more consistent weed control. Do not exceed the nozzle manufacturer's recommended pressures. For many nozzle types, lower pressure produces larger droplets. When higher flow rates are needed, use higher flow rate nozzles instead of increasing pressure.
- **Nozzle Selection and Orientation:** Formation of very small drops may be minimized by appropriate nozzle selection, by orienting nozzles away from the air stream as much as possible and by avoiding excessive spray pressure. Use nozzles that produce flat or hollow cone spray patterns. Use non-drip type nozzles, such as diaphragm type nozzles, to avoid unwanted discharge of spray solution. The nozzles must be directed toward the rear of the aircraft, at an angle between 0 and 15° downward. Do not place nozzles on the outer 25% of the wings or rotors.
- **Adjuvants and Drift Control Additives:** Refer to tank mix partner's label for adjuvant recommendation. Drift control additives may be used. When a drift control additive is used, read and carefully observe the cautionary statements and all other information appearing on the additive label.

APPLICATION WITH DRY BULK FERTILIZERS (for use in mint and onion (dry bulb) only)

Dry bulk fertilizer may be impregnated or coated with CHATEAU WDG. Application of dry bulk fertilizer with CHATEAU WDG provides weed control equal to, or slightly below, the same rate of CHATEAU WDG applied in liquid carriers. Follow label recommendations for CHATEAU WDG regarding rates, special instructions, cautions and special precautions. Apply 400 to 700 lbs. of the fertilizer/herbicide mixture per acre to obtain adequate soil coverage. Apply the mixture to the soil with properly calibrated equipment immediately after blending. Uniform application of the herbicide/fertilizer mixture is essential to prevent possible crop injury and to obtain uniform weed control.

Ammonium nitrate and/or limestone should not be used as the sole source of fertilizer, as the CHATEAU WDG may not adhere to these materials.

Compliance with all Federal and State regulations relating to blending pesticide mixtures with dry bulk fertilizer, registrations, labeling and application are the responsibility of the individual and/or company offering the fertilizer and CHATEAU WDG mixture for sale.

CHATEAU WDG must be premixed with water to form a slurry prior to impregnation on dry bulk fertilizer. For best results, use a minimum of 1 pt. of water for each 2 oz. of CHATEAU WDG. A minimum of 6 pts. of the

17/51

CHATEAU WDG slurry should be used to impregnate 2000 lbs. of the fertilizer for uniform coverage of the fertilizer. Closed drum, belt, ribbon or other commonly used dry bulk blenders may be used.

The amount of CHATEAU WDG required can be calculated with the following formula:

| | | | | |
|--|---|-----------------------------------|---|---------------------------------|
| lbs. of CHATEAU WDG per ton of fertilizer | = | 2,000 lbs. of fertilizer per acre | X | lbs. per acre of CHATEAU WDG |
|--|---|-----------------------------------|---|---------------------------------|

Thoroughly clean dry fertilizer blending equipment after CHATEAU WDG has been placed in the system to avoid injury to sensitive crops that may be treated with fertilizers blended after the equipment has been used for CHATEAU WDG. Rinse the sides of the blender and the herbicide tank with water. Then impregnate the rinsate onto a load of dry fertilizer intended for an approved crop. Use a maximum rate of 1 gal. of rinsate per ton of fertilizer. Follow with 1 to 2 loads of unimpregnated fertilizer in the blender before switching herbicides.

CROP FAILURE

If the crop treated with CHATEAU WDG is lost due to a catastrophe, such as hail or other forms of inclement weather, soybeans, sugarcane or peanuts can be replanted immediately, provided no more than 3 oz./A of CHATEAU WDG has been used on the lost crop. Cotton, field corn, rice, sorghum, sugarcane, sunflowers, tobacco and wheat can be planted 30 days after a CHATEAU WDG application, provided no more than 2 oz./A of CHATEAU WDG had been used on the lost crop and a minimum of 1 inch of rainfall/irrigation has occurred between CHATEAU WDG application and replanting. Crop injury may occur if these restrictions are not followed.

ROTATIONAL RESTRICTIONS

The following rotational crops may be planted after applying CHATEAU WDG at the listed rate. Planting earlier than the recommended rotational interval may result in crop injury. Do not plant any crop, except cotton, peanut, soybean and sugarcane earlier than 30 days after applying CHATEAU WDG.

| CHATEAU WDG RATES | CROPS | ROTATION INTERVALS |
|-------------------|---|---|
| 1 oz./A | Cotton (no-till or strip-till only) | 14 days ¹ |
| 1.5 to 2 oz./A | Cotton (no-till or strip-till only) | 21 days ¹ |
| 2 oz./A or less | Peanut, Soybean and Sugarcane | Immediately |
| | Cotton (conventional till), Field Corn, Rice, Sorghum, Sunflower, Tobacco and Wheat | 30 days ¹ |
| | Barley, Dry and Snap Beans, Peas, Rye and Sweet Corn | 4 Months |
| | Alfalfa, Canola, Clover, Oats, Sugar Beet and all other crops not listed ² | 8 months if soil is tilled prior to planting 12 Months if no tillage is preformed |
| | | |
| up to 3 oz./A | Peanut, Soybean and Sugarcane | Immediately |
| | Field Corn and Sorghum | 1 Month ¹ |
| | Cotton, Rice, Sunflower, Tobacco and Wheat | 2 Months ¹ |
| | Barley, Dry and Snap Beans, Pea, Rye and Sweet Corn | 4 Months |
| | Alfalfa, Clover, Oats, Sugar Beet and all other crops not listed. ² | 10 months if soil is tilled prior to planting 12 Months if no tillage is performed |
| | Canola and all other crops not listed ² | 12 Months |
| Up to 4 oz./A | Cotton, Field Corn, Peanut, Rice, Sorghum, Soybean, Sunflower, Tobacco and Wheat | 4 Months |
| | Alfalfa, Canola, Sugar Beet and all other crops not listed ² | 12 months |
| 6 to 12 oz./A | Cotton, Field Corn, Peanut, Rice, Sorghum, Soybean, Sunflower, Tobacco and Wheat | 9 Months |
| | Alfalfa, Canola, Sugar Beet and all other crops not listed ^{2,3} | 18 months |

¹ At least one inch of rainfall/irrigation must occur between application and planting or crop injury may occur.

² Successful soil bioassay must be performed prior to planting crops not listed.

³ Transplanted almond, apple, apricot, avocado, cherry, fig, grape, grapefruit, hazelnut, lemon, nectarine, olive, orange, peach, pear, pecan, plum (including dried plum), pistachio, tangerine and walnut trees can be planted 2 months after a CHATEAU WDG application of 2 to 12 oz./A.

19/51

Table 1. Broadleaf Weeds Controlled by Residual Activity of CHATEAU WDG at 2 to 3 oz./A

| BROADLEAF WEED SPECIES | | | | |
|--------------------------|--|----------------|----------------|------------------|
| SECTION A | | | | |
| COMMON NAME | SCIENTIFIC NAME | ORGANIC MATTER | SOIL TYPE | CHATEAU WDG RATE |
| Carpetweed | <i>Mollugo verticillata</i> | Up to 5% | All Soil Types | 2 oz./A |
| Chickweeds | | | | |
| Common | <i>Stellaria media</i> | | | |
| Mouseear | <i>Cerastium vulgatum</i> | | | |
| Dandelion | <i>Taraxacum officinale</i> | | | |
| Eclipta | <i>Eclipta prostrata</i> | | | |
| Eveningprimrose, Cutleaf | <i>Oenothera laciniata</i> | | | |
| Florida Pusley | <i>Richardia scabra</i> | | | |
| Henbit | <i>Lamium amplexicaule</i> | | | |
| Kochia | <i>Kochia scoparia</i> | | | |
| Lambsquarters, Common | <i>Chenopodium album</i> | | | |
| Little Mallow | <i>Malva parviflora</i> | | | |
| Marestail/Horseweed | <i>Conyza canadensis</i> | | | |
| Nightshades | | | | |
| Black | <i>Solanum nigrum</i> | | | |
| Eastern Black | <i>Solanum ptycanthum</i> | | | |
| Hairy | <i>Solanum sarrachoides</i> | | | |
| Pigweeds | | | | |
| Redroot | <i>Amaranthus retroflexus</i> | | | |
| Smooth | <i>Amaranthus hybridus</i> | | | |
| Spiny Amaranth | <i>Amaranthus spinosus</i> | | | |
| Tumble | <i>Amaranthus albus</i> | | | |
| Prickly Sida (Teaweed) | <i>Sida spinosa</i> | | | |
| Puncturevine | <i>Tribulus terrestris</i> | | | |
| Purslane, Common | <i>Portulaca oleracea</i> | | | |
| Radish, Wild | <i>Raphanus raphanistrum</i> | | | |
| Redmaids | <i>Calandrinia ciliata</i> var. <i>menziesii</i> | | | |
| Shepherd's-purse | <i>Capsella bursa-pastoris</i> | | | |
| Smallflower Morningglory | <i>Jacquemontia tamnifolia</i> | | | |
| Spotted Spurge | <i>Euphorbia maculata</i> | | | |
| Venice Mallow | <i>Hibiscus trionum</i> | | | |

continued

20/51

Table 1. Broadleaf Weeds Controlled by Residual Activity of CHATEAU WDG at 2 to 3 oz./A
(continued)

| SECTION B | | | | |
|-------------------------------------|---|-----------------------|---|---|
| All weeds listed in Section A plus: | | | | |
| COMMON NAME | SCIENTIFIC NAME | ORGANIC MATTER | SOIL TYPE | CHATEAU WDG RATE² |
| Coffee Senna | <i>Cassia occidentalis</i> | Up to 3% | All Soil Types | 2 oz./A Cotton 2.5 oz./A Soybean 3 oz./A Peanut |
| Common Ragweed ¹ | <i>Ambrosia artemisiifolia</i> | | | |
| Florida Beggarweed | <i>Desmodium tortuosum</i> | | | |
| Golden Crownbeard | <i>Verbesina encelioides</i> | | | |
| Hairy Indigo | <i>Indigofera hirsuta</i> | | | |
| Hemp Sesbania | <i>Sesbania exaltata</i> | 3 to 5% | Coarse and Medium Soils: (sandy loam, loamy sand, loamy, silt-loam, silt, sandy clay, sandy clay loam) | 2 oz./A Cotton 2.5 oz./A Soybean 3 oz./A Peanut |
| Jimsonweed | <i>Datura stramonium</i> | | | |
| Morningglories ³ | | | | |
| Entireleaf | <i>Ipomoea hederacea</i> var. <i>integrifolia</i> | | | |
| Ivyleaf | <i>Ipomoea hederacea</i> | | | |
| Red/Scarlet | <i>Ipomoea coccinea</i> | | | |
| Tall | <i>Ipomoea purpurea</i> | | | |
| Mustard, Wild | <i>Brassica kaber</i> | | | |
| Palmer Amaranth | <i>Amaranthus palmeri</i> | | | |
| Spurred Anoda | <i>Anoda cristata</i> | | | |
| Tropic Croton | <i>Croton glandulosus</i> | | Fine Soils: (silty clay, silty clay loam, clay, clay loam) | 2 oz./A Cotton 3 oz./A Peanut and Soybean |
| Waterhemp ¹ | | | | |
| Common | <i>Amaranthus rudis</i> | | | |
| Tall | <i>Amaranthus tuberculatus</i> | | | |
| Wild Poinsettia | <i>Euphorbia heterophylla</i> | | | |

¹A postemergence herbicide, such as COBRA®, PHOENIX™ or glyphosate (ROUNDUP READY® soybeans only) may be needed following a preemergence application of CHATEAU WDG to adequately control common ragweed or waterhemp in soybean fields with heavy pressure.

²Due to differences in crop canopy timing between peanuts and soybeans, 3 oz./A of CHATEAU WDG should be used in peanuts, regardless of

soil type and organic matter content, except in the states of North Carolina, Oklahoma and Virginia where a maximum of 2 oz./A can be applied in peanuts, unless supplemental labeling, provided by Valent U.S.A. Corporation is followed. CHATEAU WDG will provide residual control

of these weeds at 2 oz./A when applied under a cotton canopy.

³Morningglory species are not adequately controlled on fine soils or soils with greater than 3% organic matter.

21/51

Table 2. Weeds Suppressed by Residual Activity of CHATEAU WDG at 2 to 3 oz./A

| BROADLEAF WEED SPECIES | | ORGANIC MATTER | OUNCES PER ACRE |
|-------------------------|--------------------------------|-------------------|--------------------|
| COMMON NAME | SCIENTIFIC NAME | | |
| Bristly Starbur | <i>Acanthospermum hispidum</i> | Up to 5% | 2 to 3 |
| Copperleaf, Hophornbeam | <i>Acalypha ostryifolia</i> | | |
| Ragweed, Giant | <i>Ambrosia trifida</i> | | |
| Russian Thistle | <i>Salsola iberica</i> | | |
| Smartweeds | | | |
| Ladysthumb | <i>Polygonum persicaria</i> | | |
| Pennsylvania | <i>Polygonum pensylvanicum</i> | | |
| Velvetleaf | <i>Abutilon theophrasti</i> | | |
| Wild Buckwheat | <i>Polygonum convolvulus</i> | | |
| Wormwood, Biennial | <i>Artemisia biennis</i> | | |
| GRASS WEED SPECIES | | | |
| Barnyardgrass | <i>Echinochloa crus-galli</i> | | |
| Bluegrass, Annual | <i>Poa annua</i> | | |
| Crabgrass, Large | <i>Digitaria sanguinalis</i> | | |
| Foxtail, Giant | <i>Setaria faberi</i> | | |
| Goosegrass | <i>Eleusine indica</i> | | |
| Lovegrass, California | <i>Eragrostis diffusa</i> | | |
| Panicums | | | |
| Fall | <i>Panicum dichotomiflorum</i> | | |
| Texas | <i>Panicum texanum</i> | | |
| Signalgrass, Broadleaf | <i>Brachiaria platyphylla</i> | | |

DIRECTIONS FOR USE IN FALL AND SPRING PREPLANT BURNDOWN AND FALLOW SEEDBED PROGRAMS IN PEANUT AND SOYBEAN (Preemergence to Crop)

GENERAL RESTRICTIONS AND LIMITATIONS

- Do not apply to frozen or snow covered soil.
- Do not perform any tillage operation after application or residual weed control will be reduced.

FALL BURNDOWN AND FALLOW SEEDBED PROGRAMS

CHATEAU WDG, at 2 to 4 oz./A can be used in the fall to provide residual weed control in fields that will be planted the following spring with peanut or soybean. Weeds controlled by residual activity are listed in Table 1, Sections A and B. If weeds have emerged at the time of application, use CHATEAU WDG in combination with a labeled burndown herbicide. Application must be made no earlier than October 15 in Region 2 or November 15 in Region 1 or when soil temperature falls below 50°F at a 2 inch depth to maintain residual weed control into the spring (April 1 in Region 1 and May 1 in Region 2) or up until planting, whichever comes first. CHATEAU WDG can be used in a fall burndown or fallow seedbed program outside of Regions 1 and 2, however the length of residual control may be variable.

Abnormally warm or wet winters will reduce the length of weed control observed in the spring.

Fall Application Regions:

Region 1: Alabama, Arkansas, Georgia, Kentucky, Mississippi, Oklahoma, Tennessee and Virginia

Region 2: Delaware, Kansas, Illinois, Indiana, Iowa, Maryland, Michigan, Minnesota, Missouri, Nebraska, North Dakota, Ohio, Pennsylvania, South Dakota, West Virginia and Wisconsin

22/51

Weeds controlled by postemergence or residual activity are listed in Table 3. Preplant burndown treatment tank mixes and rates are:

| Herbicide | Rate |
|--|--|
| Program 1¹ | |
| CHATEAU WDG Plus | 2 to 3 oz./A |
| Glyphosate Plus | 0.5 to 1.0 lb. ai/A (equivalent to 1 to 2 pt./A of ROUNDUP Original [®]) |
| 2,4-D LVE (2,4-D for use on preplant soybeans only) Plus | 0.5 to 1.0 lb. ai/A (equivalent to 1 to 2 pt./A of 2,4-D 4 LVE) |
| NIS + AMS | 0.5% v/v + 17 lbs./100 gals. of water |

or

| | |
|-------------------------------------|--|
| Program 2¹ | |
| CHATEAU WDG Plus | 2 to 3 oz./A |
| Glyphosate Plus | 0.5 to 1.0 lb. ai/A (equivalent to 1 to 2 pt./A of ROUNDUP Original) |
| COC ² or NIS + AMS | 1pt./A or 0.5% v/v + 17 lbs./100 gals. of water |

or

| | |
|--|---|
| Program 3¹ | |
| CHATEAU WDG Plus | 2 to 3 oz./A |
| 2,4-D LVE (2,4-D for use on preplant soybeans only) Plus | 0.5 to 1.0 lb. ai/A (equivalent to 1 to 2 pt./A of 2,4-D 4 LVE) |
| COC | 1 pt./A |

¹Dicamba (BANVEL[®]), at 0.188 lb. ai/A (6 fl. oz./A of BANVEL 4) can be added to Programs 1, 2 & 3 to assist in the control emerged broadleaves. Refer to dicamba label for rotational restrictions.

²Crop oil concentrate has been found to increase glyphosate burndown of emerged cutleaf eveningprimrose and Carolina geranium.

Table 3. Weeds Controlled by Fall and Spring Preplant Burndown Programs

| WEEDS CONTROLLED ¹ | | POSTEMERGENCE | | | RESIDUAL |
|---------------------------------------|--------------------------------|------------------------|-----------|------------------|----------|
| COMMON NAME | SCIENTIFIC NAME | Program 1 | Program 2 | Program 3 | |
| | | Weeds 3 inches or less | | | |
| Chickweed | | | | | |
| Common | <i>Stellaria media</i> | Yes | Yes | No | Yes |
| Mouseear | <i>Cerastium vulgatum</i> | Yes | Yes | No | Yes |
| Dandelion | <i>Taraxacum officinale</i> | Yes | No | Yes ² | Yes |
| Henbit | <i>Lamium amplexicaule</i> | Yes | Yes | Yes | Yes |
| Marestail/Horseweed | <i>Conyza canadensis</i> | Yes | Yes | Yes | Yes |
| Groundsel, Cressleaf | <i>Senecio glabellus</i> | Yes | Yes | - | Yes |
| Purple Deadnettle | <i>Lamium purpureum</i> | Yes | Yes | Yes | Yes |
| Weeds 12 inches or less | | | | | |
| Carolina Geranium | <i>Geranium carolinianum</i> | Yes | Yes | Yes | - |
| Eveningprimrose, Cutleaf ³ | <i>Oenothera laciniata</i> | Yes | Yes | Yes | Yes |
| Mustard, Wild | <i>Brassica kaber</i> | Yes | Yes | Yes | Yes |
| Shepherd's-purse | <i>Capsella bursa-pastoris</i> | Yes | Yes | Yes | Yes |

¹Refer to glyphosate and/or 2,4-D labels for additional weeds controlled and rotational restrictions.

²1 lb. ai/A of 2,4-D LVE (equivalent to 2 pt./A of 2,4-D 4 LVE) should be used for control of emerged dandelion.

³Program 1 should be used to control cutleaf eveningprimrose that are nearing 12 inches in height or are past the rosette stage. Programs 2 or 3 should be used to control cutleaf eveningprimrose that are 12 inches or less and in the rosette stage.

SPRING BURNDOWN PROGRAMS

CHATEAU WDG can be used in combination with labeled preplant burndown herbicides to control emerged weeds and provide residual weed control prior to crop emergence. Weeds controlled by residual activity are listed in Table 1.

No-till planters that incorporate the soil during planting may result in decreased weed control in the row. Apply CHATEAU WDG after planting when these types of planters are used (within 3 days after planting soybeans, within 2 days after planting peanuts and before the crop emerges).

CHATEAU WDG can be used at 1 to 3 oz./A with labeled preplant burndown herbicides to enhance the speed of burndown and increase weed spectrum.

CHATEAU WDG can be used at 1 to 3 oz./A in soybean and peanut burndown programs. See "DIRECTIONS FOR USE IN SOYBEAN", "DIRECTIONS FOR USE IN PEANUT" for more information.

24/51

DIRECTIONS FOR USE IN FALL AND SPRING BURNDOWN PROGRAMS IN COTTON AND SUGARCANE

GENERAL RESTRICTIONS AND LIMITATIONS

- Do not apply to frozen or snow covered soil.
- Do not perform any tillage operation after application or residual weed control will be reduced.
- CHATEAU WDG can be used at 1 to 2 oz./A with labeled burndown herbicides to enhance the speed of burndown and increase weed spectrum.
- A minimum of 30 days must pass, and 1 inch of rainfall/irrigation must occur, between CHATEAU WDG application and planting of conventionally tilled cotton.
- A minimum of 14 days must pass, and 1 inch of rainfall/irrigation must occur, between CHATEAU WDG application and planting of no-till or strip-till cotton when a CHATEAU WDG rate of 1 oz./A is used and 21 days when a CHATEAU WDG rate of 1.5 to 2 oz./A is used. The field must contain the stubble from the previous crop.
- CHATEAU WDG can be applied as part of a burndown application to sugarcane until cane emergence.
- Observe all rotational intervals as listed in the "ROTATIONAL RESTRICTIONS" table.
- Refer to most restrictive label for minimum interval between application and planting.

FALL BURNDOWN PROGRAMS

CHATEAU WDG, at 2 to 4 oz./A, can be used in the fall to provide residual weed control in fields that will be planted the following spring with cotton or sugarcane. Weeds controlled by residual activity are listed in Table 1. If weeds have emerged at the time of application, use CHATEAU WDG in combination with a labeled burndown herbicide. Application must be made no earlier than October 15 in Region 2 or November 15 in Region 1 or when soil temperature falls below 50°F at a 2 inch depth to maintain residual weed control into the spring (April 1 in Region 1 and May 1 in Region 2) or up until planting, whichever comes first.

Abnormally warm or wet winters will reduce the length of weed control observed in the spring.

SPRING BURNDOWN PROGRAMS

CHATEAU WDG, at 1 to 2 oz./A, can be used in combination with labeled burndown herbicides to control emerged weeds and provide residual weed control prior to crop emergence in fields that will be planted with cotton or sugarcane. Weeds controlled by residual activity are listed in Table 1.

No-till planters that incorporate the soil during planting may result in decreased weed control in the row.

DIRECTIONS FOR USE IN FALLOW LAND

CHATEAU WDG may be used as a preemergence fallow treatment. Weeds controlled by residual activity are listed in Table 1.

CHATEAU WDG, at 2 to 4 oz./A, can be used in the fall to provide residual weed control in fallow fields. If weeds have emerged at the time of application, use CHATEAU WDG in combination with a labeled fallow herbicide. Application must be made no earlier than October 15 in Region 2 or November 15 in Region 1 or when soil temperature falls below 50°F at a 2 inch depth to maintain residual weed control into the spring (April 1 in Region 1 and May 1 in Region 2). Abnormally warm or wet winters will reduce the length of weed control observed in the spring.

CHATEAU WDG, at 1 to 2 oz./A, can be used in spring in combination with labeled burndown herbicides to control emerged weeds and provide residual weed control. Weeds controlled by residual activity are listed in Table 1.

DIRECTIONS FOR USE IN COTTON

GENERAL RESTRICTIONS AND LIMITATIONS

- Do not apply more than 2 oz. of CHATEAU WDG per acre during a single application.
- Do not apply more than 4 oz. of CHATEAU WDG per acre during a single growing season.
- Do not make a sequential CHATEAU WDG application within 30 days of the first CHATEAU WDG application.
- Do not apply within 60 days of harvest.

ENVIRONMENTAL CONDITIONS AND BIOLOGICAL PERFORMANCE

Hooded, Shielded and Layby Application

For best results, CHATEAU WDG should be applied to actively growing weeds within the growth stages indicated in this label. Applying CHATEAU WDG under conditions that do not promote active weed growth will reduce herbicide effectiveness. Do not apply CHATEAU WDG when the crop or weeds are under stress due to drought, excessive water, extremes in temperature, disease or low humidity. Weeds under stress tend to become less susceptible to herbicidal action. CHATEAU WDG is most effective when applied under sunny conditions at temperatures above 65°F.

CHATEAU WDG is rainfast one hour after application. Applications should not be made if rain is expected within one hour of application or postemergence efficacy may be reduced. Rainfall within one hour of application will not adversely affect residual activity.

HERBICIDE RATE

Hooded, Shielded and Layby Application

For postemergence weed control, CHATEAU WDG should be applied through a hooded or shielded sprayer or at layby, at 2 oz./A, in combinations with MSMA or at 1 to 2 oz./A in combination with glyphosate, to control the weeds listed in Table 4. Residual weed control can also be obtained through hooded, shielded and layby application of CHATEAU WDG. Weeds that are controlled through residual activity of CHATEAU WDG are listed in Table 1. Weeds that are suppressed by residual activity of CHATEAU WDG are listed in Table 2.

26/51

Table 4. Emerged Broadleaf Weeds Controlled by, Hooded, Shielded and Layby Application of CHATEAU WDG Tank Mixes With Glyphosate or MSMA in Cotton

| BROADLEAF WEED SPECIES | | WEED HEIGHT (inches) 2 oz./A |
|------------------------------|---|---------------------------------|
| COMMON NAME | SCIENTIFIC NAME | |
| Bindweed, Field ¹ | <i>Convolvulus arvensis</i> | 4 |
| Carpetweed | <i>Mollugo verticillata</i> | 4 |
| Chickweed, Common | <i>Stellaria media</i> | 4 |
| Cocklebur, Common | <i>Xanthium strumarium</i> | 4 |
| Florida Beggarweed | <i>Desmodium tortuosum</i> | 2 |
| Hemp Sesbania | <i>Sesbania exaltata</i> | 6 |
| Jimsonweed | <i>Datura stramonium</i> | 4 |
| Lambsquarters, Common | <i>Chenopodium album</i> | 4 |
| Morningglories | | |
| Entireleaf | <i>Ipomoea hederacea</i> var. <i>integriscula</i> | 4 |
| Ivyleaf | <i>Ipomoea hederacea</i> | 4 |
| Pitted | <i>Ipomoea lacunose</i> | 4 |
| Red | <i>Ipomoea coccinea</i> | 4 |
| Tall | <i>Ipomoea purpurea</i> | 2 |
| Nightshades | | |
| Black | <i>Solanum nigrum</i> | 4 |
| Eastern Black | <i>Solanum ptycanthum</i> | 4 |
| Hairy | <i>Solanum sarrachoides</i> | 4 |
| Pigweeds | | |
| Palmer Amaranth | <i>Amaranthus palmeri</i> | 4 |
| Redroot | <i>Amaranthus retroflexus</i> | 4 |
| Smooth | <i>Amaranthus hybridus</i> | 4 |
| Plaintain, Broadleaf | <i>Plantago major</i> | 6 |
| Prickly Sida (Teaweed) | <i>Sida spinosa</i> | 4 |
| Purslanes, Common | <i>Portulaca oleracea</i> | 2 |
| Ragweeds | | |
| Common | <i>Ambrosia artemisiifolia</i> | 2 |
| Giant | <i>Ambrosia trifida</i> | 4 |
| Rice Flatsedge | <i>Cyperus iria</i> | 2 |
| Sicklepod | <i>Senna obtusifolia</i> | 4 |
| Smartweeds | | |
| Ladysthumb | <i>Polygonum persicaria</i> | 4 |
| Pale | <i>Polygonum lapathifolium</i> | 4 |
| Pennsylvania | <i>Polygonum pennsylvanicum</i> | 4 |
| Spotted Spurge | <i>Euphorbia maculate</i> | 4 |
| Velvetleaf | <i>Abutilon theophrasti</i> | 4 |
| Venice Mallow | <i>Hibiscus trionum</i> | 2 |
| Waterhemp | | |
| Common | <i>Amaranthus rudis</i> | 2 |
| Tall | <i>Amaranthus tuberculatus</i> | 2 |
| Wild Mustard | <i>Brassica kaber</i> | 6 |

¹ CHATEAU WDG tank mixes will control the above ground portion of field bindweed. Repeated applications will be needed to control regrowth.

CARRIER VOLUME AND SPRAY PRESSURE

Hooded, Shielded and Layby Application

To ensure thorough coverage in hooded, shielded and layby applications, use 15 to 30 gals. spray solution per treated acre. Use 20 to 30 gals. per treated acre under heavy weed pressure. Nozzle selection should meet manufacturer's gallonage and pressure recommendations for application method being used. Do not use "Flood jet" nozzles, as they tend to increase the chance of crop injury.

ADDITIVES

Hooded, Shielded and Layby Application

Weed control from hooded, shielded or layby application of CHATEAU WDG in cotton requires the addition of an agronomically approved non-ionic surfactant to the spray mixture. Non-ionic surfactant must contain at least 80% active ingredient. Mixing compatibility qualities should be verified by a jar test. **The use of crop oil concentrates, methylated seed oils, organo-silicant surfactants or products containing these ingredients, may result in severe crop injury and should not be used.**

APPLICATION EQUIPMENT

Apply CHATEAU WDG tank mixes, with ground equipment using standard commercial sprayers equipped with nozzles designed to deliver the desired spray pressure and spray volume. All nozzles must be under the hood or behind the shield to ensure no spray solution comes in contact with the cotton. Application equipment should be clean and in good repair. Nozzles should meet manufacturer's recommendations for spray pattern and placement on spray boom and should be checked frequently for accuracy.

TIMING TO COTTON

Hooded and Shielded Application

CHATEAU WDG tank mixes may be applied with a hooded or shielded sprayer after cotton has reached a minimum of 6 inches in height. **Care must be taken to ensure the spray solution or drift does not come in contact with the cotton or severe crop injury can occur.**

Layby Application

Layby application of CHATEAU WDG tank mixes may be made once cotton has developed a minimum of 4 inches of bark and has reached a minimum of 18 inches in height. Cotton that is smaller than 18 inches in height and/or has less than 4 inches of bark may be injured by CHATEAU WDG applications. CHATEAU WDG application must be directed to the lower 2 inches of bark to avoid crop injury. **Severe crop injury may result if application is made to green or unbarked stem.**

TIMING TO WEEDS

CHATEAU WDG tank mix applications must be made to weeds within the height range given in Table 4.

28/51

TANK MIXES

CHATEAU WDG must be tank mixed with one of the herbicides listed in Table 5 for postemergence control of the weeds listed in Table 4.

Table 5. Tank Mixes with CHATEAU WDG for Hooded, Shielded and/or Layby Use in Cotton

| TANK MIX PARTNER | TARGET WEEDS | HOODED AND SHIELDED | LAYBY |
|------------------|--------------------------------------|---------------------------|----------------|
| Glyphosate | Perennial Grasses and Broadleaves | X | X ¹ |
| MSMA | Annual Grasses Yellow Nutsedge | X | X |

¹For use only in cotton with the ROUNDUP READY gene.

Always read and follow label directions for all tank mix products before using. The most restrictive labeling of any tank mix product must be followed. CHATEAU WDG, when applied according to label use directions, will control the weeds listed in Tables 1 and 4. This label makes no claims concerning control of other weed species.

DIRECTIONS FOR USE IN MINT (Peppermint and Spearmint)

GENERAL RESTRICTIONS AND LIMITATIONS

- Do not apply more than 4 oz. of CHATEAU WDG per acre during a single application.
- Do not apply more than 8 oz. of CHATEAU WDG per acre during a single growing season.
- Do not make a sequential CHATEAU WDG application within 60 days of the first CHATEAU WDG application.
- Apply only to dormant mint. Application to non-dormant mint may result in unacceptable crop injury.
- Do not apply within 80 days of harvest.

TIMING TO MINT

CHATEAU WDG may be applied to dormant mint for preemergence control of the weeds listed in Table 6 as well as to assist in the postemergence control of emerged weeds. Application to non-dormant mint may result in unacceptable crop injury.

TIMING TO WEEDS

Burndown – Dormant Mint, Postemergence To Weeds

CHATEAU WDG may be used for residual weed control, as well as to assist in postemergence burndown of many annual and perennial weeds where established mint is dormant. For control of emerged weeds, tank mix CHATEAU WDG with paraquat. Refer to paraquat label for recommended rate and application parameters. To ensure thorough coverage, use a minimum of 15 gals. of spray solution per acre. CHATEAU WDG tank mixes applied to assist in the control of emerged weeds must be applied with a non-ionic surfactant at 0.25% v/v. A spray grade nitrogen source (either ammonium sulfate at 2 to 2.5 lbs./A or 28 to 32% nitrogen solution at 1 to 2 qts./A) may be added to increase herbicidal activity.

Preemergence – Dormant Mint, Preemergence To Weeds

Apply CHATEAU WDG to dormant mint for the preemergence control of weeds listed in Table 6.

Read tank mix product label for rates and weeds controlled. Always read and follow label directions for all tank mix products before using. The most restrictive labeling of any tank mix product must be followed. CHATEAU WDG, when applied according to label use directions, will control the weeds listed in Table 6. This label makes no claims concerning control of other weed species.

29/51

Table 6. Weeds Controlled by Residual Activity of CHATEAU WDG at 4 oz./A

| BROADLEAF WEED SPECIES | | | | |
|--------------------------|---|----------------|----------------|------------------|
| COMMON NAME | SCIENTIFIC NAME | ORGANIC MATTER | SOIL TYPE | CHATEAU WDG RATE |
| Bristly Starbur | <i>Acanthospermum hispidum</i> | Up to 5% | All Soil Types | 4 oz./A |
| Carpetweed | <i>Mollugo verticillata</i> | | | |
| Chickweeds | | | | |
| Common | <i>Stellaria media</i> | | | |
| Mouseear | <i>Cerastium vulgatum</i> | | | |
| Coffee Senna | <i>Cassia occidentalis</i> | | | |
| Copperleaf, Hophornbeam | <i>Acalypha ostryifolia</i> | | | |
| Dandelion | <i>Taraxacum officinale</i> | | | |
| Eclipta | <i>Eclipta prostrata</i> | | | |
| Eveningprimrose, Cutleaf | <i>Oenothera laciniata</i> | | | |
| Florida Beggarweed | <i>Desmodium tortuosum</i> | | | |
| Florida Pusley | <i>Richardia scabra</i> | | | |
| Golden Crownbeard | <i>Verbesina encelioides</i> | | | |
| Groundsel, Common | <i>Senecio vulgaris</i> | | | |
| Hairy Indigo | <i>Indigofera hirsute</i> | | | |
| Hemp Sesbania | <i>Sesbania exaltata</i> | | | |
| Henbit | <i>Lamium amplexicaule</i> | | | |
| Kochia | <i>Kochia scoparia</i> | | | |
| Jimsonweed | <i>Datura stramonium</i> | | | |
| Lambsquarters, Common | <i>Chenopodium album</i> | | | |
| Little Mallow | <i>Malva parviflora</i> | | | |
| Marestail/Horseweed | <i>Conyza canadensis</i> | | | |
| Morningglories | | | | |
| Entireleaf | <i>Ipomoea hederacea</i> var. <i>integrifolia</i> | | | |
| Ivyleaf | <i>Ipomoea hederacea</i> | | | |
| Red/Scarlet | <i>Ipomoea coccinea</i> | | | |
| Tall | <i>Ipomoea purpurea</i> | | | |
| Mustard, Wild | <i>Brassica kaber</i> | | | |

continued

30/51

Table 6. Weeds Controlled by Residual Activity of CHATEAU WDG at 4-oz./A (continued)

| BROADLEAF WEED SPECIES | | | | |
|------------------------|--|----------------|----------------|------------------|
| COMMON NAME | SCIENTIFIC NAME | ORGANIC MATTER | SOIL TYPE | CHATEAU WDG RATE |
| Nightshades | | Up to 5% | All Soil Types | 4 oz./A |
| Black | <i>Solanum nigrum</i> | | | |
| Eastern Black | <i>Solanum ptycanthum</i> | | | |
| Hairy | <i>Solanum sarrachoides</i> | | | |
| Palmer Amaranth | <i>Amaranthus palmeri</i> | | | |
| Pigweeds | | | | |
| Redroot | <i>Amaranthus retroflexus</i> | | | |
| Smooth | <i>Amaranthus hybridus</i> | | | |
| Spiny Amaranth | <i>Amaranthus spinosus</i> | | | |
| Tumble | <i>Amaranthus albus</i> | | | |
| Prickly Sida (Teaweed) | <i>Sida spinosa</i> | | | |
| Puncturevine | <i>Tribulus terrestris</i> | | | |
| Purslane, Common | <i>Portulaca oleracea</i> | | | |
| Radish, Wild | <i>Raphanus raphanistrum</i> | | | |
| Ragweed, Common | <i>Ambrosia artemisiifolia</i> | | | |
| Redmaids | <i>Calandrinia ciliata</i> var. <i>menziesii</i> | | | |
| Russian Thistle | <i>Salsola iberica</i> | | | |
| Shepherd's-purse | <i>Capsella bursa-pastoris</i> | | | |
| Smallflower | <i>Jacquemontia tamnifolia</i> | | | |
| Morningglory | | | | |
| Smartweeds | | | | |
| Ladysthumb | <i>Polygonum persicaria</i> | | | |
| Pennsylvania | <i>Polygonum pensylvanicum</i> | | | |
| Spotted Spurge | <i>Euphorbia maculata</i> | | | |
| Spurred Anoda | <i>Anoda cristata</i> | | | |
| Tropic Croton | <i>Croton glandulosus</i> | | | |
| Velvetleaf | <i>Abutilon theophrasti</i> | | | |
| Venice Mallow | <i>Hibiscus trionum</i> | | | |
| Waterhemp | | | | |
| Common | <i>Amaranthus rudis</i> | | | |
| Tall | <i>Amaranthus tuberculatus</i> | | | |
| Wild Poinsettia | <i>Euphorbia heterophylla</i> | | | |
| GRASS WEED SPECIES | | | | |
| Barnyardgrass | <i>Echinochloa crus-galli</i> | | | |
| Bluegrass, Annual | <i>Poa annua</i> | | | |
| Crabgrass, Large | <i>Digitaria sanguinalis</i> | | | |
| Foxtail, Giant | <i>Setaria faberi</i> | | | |
| Goosegrass | <i>Eleusine indica</i> | | | |
| Lovegrass, California | <i>Eragrostis diffusa</i> | | | |
| Panicums | | | | |
| Fall | <i>Panicum dichotomiflorum</i> | | | |
| Texas | <i>Panicum texanum</i> | | | |
| Signalgrass, Broadleaf | <i>Brachiaria platyphylla</i> | | | |

DIRECTIONS FOR USE IN ONION (DRY BULB)

GENERAL RESTRICTIONS AND LIMITATIONS

- Do not apply more than 2 oz. of CHATEAU WDG per acre during a single application.
- Do not apply more than 3 oz. of CHATEAU WDG per acre during a single growing season.
- Do not make sequential application within 14 days of the first application, unless otherwise directed by supplemental labeling issued by Valent U.S.A. Corporation.
- Do not apply more than 1 oz. of CHATEAU WDG per season on soils that contain greater than 90% sand plus gravel.
- Application with an adjuvant, or as part of a tank mix, may result in unacceptable crop injury.
- Do not apply within 45 days of harvest.

[Microrate Application]

Sequential applications of CHATEAU WDG may be applied to onions (dry bulb), between the 2-leaf and 6-leaf stage, at rates of 0.5 to 1 oz./A, on a 7 day interval.]

TIMING TO ONIONS (dry bulb)

CHATEAU WDG may be applied to transplanted onions (dry bulb) between the 2-leaf and 6-leaf stage and on direct seed onions (dry bulb) between the 3-leaf and 6-leaf stage.

TIMING TO WEEDS

Preemergence – Emerged Onions (dry bulb), Preemergence To Weeds

Apply CHATEAU WDG to weed free onions (dry bulb) for preemergence control of the weeds listed in Table 1, Section A.

Read tank mix product label for rates and weeds controlled. Always read and follow label directions for all tank mix products before using. The most restrictive labeling of any tank mix product must be followed. CHATEAU WDG, when applied according to label use directions, will control the weeds listed in Table 1, Section A. This label makes no claims concerning control of other weed species.

DIRECTIONS FOR USE ON PEANUT

GENERAL RESTRICTIONS AND LIMITATIONS

- Do not apply more than 3 oz. of CHATEAU WDG per acre during a single growing season.
- Do not apply more than 2 oz./A in the states of North Carolina, Oklahoma or Virginia where climatic conditions may result in unacceptable injury to peanuts, unless supplemental labeling, provided by Valent U.S.A. Corporation, is followed.
- Do not irrigate when peanuts are cracking.

Many weather related factors, including high wind, splashing or heavy rains or cool conditions at or near peanut emergence, may result in peanut injury in fields treated with CHATEAU WDG. On occasion this has resulted in a delay in maturity or even a slight decrease in yield.

WIND MANAGEMENT

In areas where shallow cultivation is used between rows to reduce wind-borne sand damage to peanuts, weed control from CHATEAU WDG may be reduced.

TIMING TO PEANUTS

CHATEAU WDG may be applied to peanuts prior to planting or preemergence (after planting). Preemergence applications of CHATEAU WDG must be made within 2 days after planting and prior to peanut emergence. Application after the peanuts have begun to crack, or are emerged, will result in severe crop injury. Application should not be made when peanuts have begun to crack. Select CHATEAU WDG rate from Table 1 according to anticipated weed spectrum.

TIMING TO WEEDS

Burndown – Preemergence to Peanuts, Postemergence to Weeds

CHATEAU WDG, applied as part of a burndown program, may be used for residual weed control, as well as to assist in postemergence burndown of many annual and perennial weeds where peanuts will be planted directly into a stale seedbed, cover crop or in previous crop residues. Apply CHATEAU WDG before planting, during planting or after planting, but before the crop emerges. For control of emerged weeds, tank mix CHATEAU WDG with glyphosate. Refer to glyphosate label for recommended rate and application pressure. To ensure thorough coverage, use a minimum of 15 gals. of spray solution per acre. CHATEAU WDG tank mixes applied to assist in the control of emerged weeds must be applied with an adjuvant, such as crop oil concentrate or methylated seed oil at 1 to 2 pt./A. A spray grade nitrogen source (either ammonium sulfate at 2 to 2.5 lbs./A or 28 to 32% nitrogen solution at 1 to 2 qts./A) may be added to increase herbicidal activity.

Preemergence (conventional tillage) applications of CHATEAU WDG must be applied prior to weed emergence.

ADDITIONAL RESIDUAL GRASS CONTROL: SEQUENTIAL

CHATEAU WDG may be applied sequentially following a preplant incorporated application of trifluralin (states of New Mexico, Oklahoma and Texas only), SONALAN[®], DUAL[®] (metolachlor), pendimethalin or FRONTIER[®].

ADDITIONAL RESIDUAL GRASS CONTROL: TANK MIXED

CHATEAU WDG can be tank mixed with alachlor, metolachlor or FRONTIER for additional grass and broadleaf weed control. CHATEAU WDG can also be tank mixed with pendimethalin or SONALAN in states where they are labeled, provided overhead irrigation guidelines on the pendimethalin and/or SONALAN labels are followed.

Read tank mix product label for rates and weeds controlled. Always read and follow label directions for all tank mix products before using. The most restrictive labeling of any tank mix product must be followed. CHATEAU WDG, when applied according to label use directions, will control the weeds listed in Table 1. This label makes no claims concerning control of other weed species.

DIRECTIONS FOR USE ON SOYBEAN

GENERAL RESTRICTIONS AND LIMITATIONS

- Do not apply more than 3 oz. of CHATEAU WDG per acre during a single growing season.
- Do not use CHATEAU WDG in soybeans in the same field that flufenacet (AXIOM[®], DOMAIN[®]), alachlor (MICRO-TECH[®]), metolachlor (DUAL products or BOUNDARY[®]) or dimethenamid (FRONTIER or OUTLOOK[®]) will be used, or soybean injury may occur, unless supplemental labeling, provided by Valent U.S.A. Corporation, is followed.
- Do not irrigate when soybeans are cracking.

TIMING TO SOYBEANS

CHATEAU WDG may be applied to soybeans prior to planting or preemergence (after planting). Preemergence application of CHATEAU WDG must be made within 3 days after planting and prior to soybean emergence. Application after the soybeans have begun to crack, or are emerged, will result in severe crop injury. Application should not be made when soybeans have begun to crack. Select CHATEAU WDG rate from Table 1 according to anticipated weed spectrum.

TIMING TO WEEDS

Burndown – Preemergence to Soybeans, Postemergence to Weeds

CHATEAU WDG, applied as part of a burndown program, may be used for residual weed control, as well as to assist in postemergence burndown of many annual and perennial weeds where soybeans will be planted directly into a stale seedbed, cover crop or in previous crop residues. For control of emerged weeds, choose the most appropriate tank mix partner from Table 7. Apply CHATEAU WDG with ground equipment before planting, during planting or within 3 days after planting, **but before the crop emerges**. To ensure thorough coverage, use a minimum of 15 gals. of spray solution per acre. Refer to tank mix partner's label for recommended application pressure. All CHATEAU WDG tank mixes applied to assist in the control of emerged weeds must be applied with crop oil concentrate or methylated seed oil at 1 to 2 pt./A.

INCREASING SPEED OF GLYPHOSATE BURNDOWN ACTIVITY

CHATEAU WDG, at rates as low as 1 oz./A, may be tank mixed with glyphosate (ROUNDUP[®]) to increase the speed of burndown activity compared to glyphosate applied alone. Residual weed control will not be provided at rates lower than 2 oz./A; however, suppression of the weeds in Table 2, may occur at CHATEAU WDG rates as low as 1 oz./A.

TANK MIXES

CHATEAU WDG may be tank mixed with the herbicides listed in Table 7 for increased burndown activity, additional residual broadleaf and/or additional grass control. Refer to tank mix partner's label for adjuvant recommendations.

Table 7. Tank Mix Partners for Control of Emerged Weeds in Reduced Tillage Soybeans

| TANK MIX PARTNER | TARGET WEEDS ¹ |
|------------------|---|
| GRAMOXONE® EXTRA | Annual Grasses Henbit |
| Glyphosate | General Burndown |
| SELECT® 2 EC | Annual Grasses |
| SCEPTER® 70 DG | Cocklebur Common Sunflower |
| 2,4-D LVE | Marestail Giant Ragweed Dandelion |

¹Refer to tank mix product labels for specific recommendations for control of emerged weeds present.

ADDITIONAL RESIDUAL BROADLEAF CONTROL

CHATEAU WDG can be tank mixed with metribuzin, FIRSTRATE®, LOROX®, PURSUIT PLUS®, PYTHON®, SQUADRON®, SCEPTER or STEEL® for additional broadleaf control.

ADDITIONAL RESIDUAL GRASS CONTROL

CHATEAU WDG can be tank mixed with pendimethalin or COMMAND® for additional grass control. Tank mixes with flufenacet (AXIOM or DOMAIN), metolachlor (DUAL products or BOUNDARY), dimethenamid (FRONTIER or OUTLOOK) or alachlor (MICRO-TECH), may result in severe injury to soybeans when application is followed by prolonged periods of cool wet weather and should not be used with CHATEAU WDG, unless supplemental labeling, provided by Valent U.S.A. Corporation, is followed.

ROUNDUP READY PROGRAM

CHATEAU WDG may be applied as part of a burndown program or preemergence in conventional tillage programs, at

2 to 3 oz./A to reduce early season weed competition from waterhemp, velvetleaf, nightshade and morningglories as well as other weeds listed in Tables 2 and 3 in ROUNDUP READY programs. A sequential post emergence application of glyphosate will be required to control weeds not controlled by CHATEAU WDG.

Read tank mix product label for rates and weeds controlled. Always read and follow label directions for all tank mix products before using. The most restrictive labeling of any tank mix product must be followed. CHATEAU WDG, when applied according to label use directions, will control the weeds listed in Table 1. This label makes no claims concerning control of other weed species.

DIRECTIONS FOR USE ON SUGARCANE

GENERAL RESTRICTIONS AND LIMITATIONS

- Do not apply more than 8 oz. of CHATEAU WDG per acre per application.
- Do not apply more than 12 oz. of CHATEAU WDG per acre during a single growing season.
- Do not apply within 90 days of harvest.

TIMING TO SUGARCANE

CHATEAU WDG may be applied from 2 weeks prior to planting to before the sugarcane emerges, post directed or at layby. Select the proper CHATEAU WDG rate from Table 8 according to anticipated weed spectrum and soil organic matter content for preemergence applications. Select CHATEAU WDG rate from Table 9 according to emerged weed spectrum and weed heights for post-directed and layby applications.

TIMING TO WEEDS

Burndown – Preemergence to Sugarcane, Postemergence to Weeds

CHATEAU WDG may be used for preemergence control, and to assist in postemergence burndown, of many annual broadleaf weeds in sugarcane. For control of emerged weeds, choose the most appropriate tank mix partner from Table 10. Apply CHATEAU WDG **before the crop emerges**. To ensure thorough coverage, use a minimum of 15 gals. of spray solution per acre. All CHATEAU WDG tank mixes applied to assist in the control of emerged weeds must be applied with crop oil concentrate or methylated seed oil at 1 qt./A or a non-ionic surfactant at 0.25% v/v. Some tank mix products, such as ROUNDUP ULTRA (glyphosate), may be formulated with a suitable adjuvant and do not require additional adjuvant.

Preemergence – Preemergence to Sugarcane, Preemergence to Weeds

CHATEAU WDG may be used for preemergence control of many annual broadleaf and grassy weeds in sugarcane. Select rate based on anticipated weed spectrum and soil organic matter content from Table 8. Apply CHATEAU WDG **before the crop emerges**.

Post-Directed – Postemergence to Sugarcane, Postemergence to Weeds

Post-directed applications should only be made to upright sugarcane varieties after the sugarcane has exceeded 24 inches in height and has begun to joint. Post-directed applications should not be made to "PINEAPPLE" varieties. Post-directed applications to "PINEAPPLE" varieties or to upright varieties that have not exceeded 24 inches in height and have not begun to joint, may result in unacceptable crop injury. To ensure thorough coverage, use a minimum of 15 gals. of spray solution per acre. Post-directed applications of CHATEAU WDG must include a crop oil concentrate or methylated seed oil at 1 qt./A or a non-ionic surfactant at 0.25% v/v. Select the proper CHATEAU WDG rate based on weed spectrum and weed height from Table 9.

Layby – Postemergence to Sugarcane, Postemergence to Weeds

Layby applications can be made to upright and "PINEAPPLE" varieties after the sugarcane has exceeded 30 inches in height and the spray solution will not contact foliage above 6 inches from the base of the sugarcane. To ensure thorough coverage, use a minimum of 15 gals. of spray solution per acre. Layby applications of CHATEAU WDG must be applied with crop oil concentrate or methylated seed oil at 1 qt./A or a non-ionic surfactant at 0.25% v/v. Select the proper CHATEAU WDG rate based on weed spectrum and weed height from Table 9.

Always read and follow label directions for all tank mix products before using. The most restrictive labeling of any tank mix product must be followed. CHATEAU WDG, when applied according to label use directions, will control the weeds listed in Tables 8 and 9. This label makes no claims concerning control of other weed species.

Table 8. Weeds Controlled by Preemergence Application of CHATEAU WDG at 6 to 8 oz./A

| BROADLEAF WEED SPECIES | | | | |
|--------------------------|---|------------------------|-----------------------------|--|
| COMMON NAME | SCIENTIFIC NAME | ORGANIC MATTER | SOIL TYPE | CHATEAU WDG RATE |
| Bristly Starbur | <i>Acanthospermum hispidum</i> | Up to 10% ¹ | All Soil Types ² | 6 to 8 oz./A ³ Sugarcane 6 to 8 oz./A Almond, Grapes, Pistachio and Non-Bearing Fruit & Nut Trees 6 to 12 oz./A ² |
| Carpetweed | <i>Mollugo verticillata</i> | | | |
| Chickweeds | | | | |
| Common | <i>Stellaria media</i> | | | |
| Mouseear | <i>Cerastium vulgatum</i> | | | |
| Coffee Senna | <i>Cassia occidentalis</i> | | | |
| Dandelion | <i>Taraxacum officinale</i> | | | |
| Eclipta | <i>Eclipta prostrata</i> | | | |
| Eveningprimrose, Cutleaf | <i>Oenothera laciniata</i> | | | |
| Filaree | | | | |
| Redstem | <i>Erodium cicutarium</i> | | | |
| Whitestem | <i>Erodium moschatum</i> | | | |
| Fleabane | <i>Erigeron</i> spp. | | | |
| Florida Beggarweed | <i>Desmodium tortuosum</i> | | | |
| Florida Pusley | <i>Richardia scabra</i> | | | |
| Golden Crownbeard | <i>Verbesina encelioides</i> | | | |
| Hairy Indigo | <i>Indigofera hirsute</i> | | | |
| Hemp Sesbania | <i>Sesbania exaltata</i> | | | |
| Henbit | <i>Lamium amplexicaule</i> | | | |
| Jimsonweed | <i>Datura stramonium</i> | | | |
| Kochia | <i>Kochia scoparia</i> | | | |
| Lambsquarters, Common | <i>Chenopodium album</i> | | | |
| Mallow | | | | |
| Common (Cheeseweed) | <i>Malva neglecta</i> | | | |
| Little Mallow | <i>Malva parviflora</i> | | | |
| Horseweed/Marestail | <i>Conyza Canadensis</i> | | | |
| Morningglories | | | | |
| Entireleaf | <i>Ipomoea hederacea</i> var. <i>integrifolia</i> | | | |
| Ivyleaf | <i>Ipomoea hederacea</i> | | | |
| Red/Scarlet | <i>Ipomoea coccinea</i> | | | |
| Smallflower | <i>Jacquemontia tamnifolia</i> | | | |
| Tall | <i>Ipomoea purpurea</i> | | | |
| Mustards | | | | |
| Tumble | <i>Sisymbrium altissimum</i> | | | |
| Wild | <i>Brassica kaber</i> | | | |
| Nightshades | | | | |
| Black | <i>Solanum nigrum</i> | | | |
| Eastern Black | <i>Solanum ptycanthum</i> | | | |
| Hairy | <i>Solanum sarrachoides</i> | | | |

continued

¹Chateau WDG can be used on soils with greater than 10% organic matter; however, length of residual control may be shorter than on soils with lower organic matter content.²A maximum CHATEAU WDG rate of 6 oz./A per application should be used on any soil that has a sand content over 80% if trees or vines are under 3 years of age.³Except CA

Table 8. Weeds Controlled by Preemergence Application of CHATEAU WDG at 6 to 8 oz./A (continued)

| BROADLEAF WEED SPECIES | | | | |
|---------------------------------|---|------------------------|-----------------------------|---|
| COMMON NAME | SCIENTIFIC NAME | ORGANIC MATTER | SOIL TYPE | CHATEAU WDG RATE |
| Pigweeds | | Up to 10% ¹ | All Soil Types ² | 6 to 8 oz./A* Sugarcane 6 to 8 oz./A Almond, Grapes, Pistachio and Non- Bearing Fruit & Nut Trees 6 to 12 oz/A ² |
| Palmer Amaranth | <i>Amaranthus palmeri</i> | | | |
| Redroot | <i>Amaranthus retroflexus</i> | | | |
| Smooth | <i>Amaranthus hybridus</i> | | | |
| Spiny Amaranth | <i>Amaranthus spinosus</i> | | | |
| Tumble | <i>Amaranthus albus</i> | | | |
| Prickly Sida (Teaweed) | <i>Sida spinosa</i> | | | |
| Puncturevine | <i>Tribulus terrestris</i> | | | |
| Purslane, Common | <i>Portulaca oleracea</i> | | | |
| Radish, Wild | <i>Raphanus raphanistrum</i> | | | |
| Ragweed, Common | <i>Ambrosia artemisiifolia</i> | | | |
| Redmaids | <i>Calandrinia ciliata</i> var <i>menziesii</i> . | | | |
| Redweed | <i>Melochia corchorifolia</i> | | | |
| Shepherd's-purse | <i>Capsella bursa-pastoris</i> | | | |
| Sowthistle, Annual ³ | <i>Sonchus oleraceus</i> | | | |
| Spotted Spurge | <i>Euphorbia maculata</i> | | | |
| Spurred Anoda | <i>Anoda cristata</i> | | | |
| Thistle, Russian | <i>Salsola iberica</i> | | | |
| Tropic Croton | <i>Croton glandulosus</i> | | | |
| Venice Mallow | <i>Hibiscus trionum</i> | | | |
| Waterhemp | | | | |
| Common | <i>Amaranthus rudis</i> | | | |
| Tall | <i>Amaranthus tuberculatus</i> | | | |
| Wild Poinsettia | <i>Euphorbia heterophylla</i> | | | |
| GRASS WEED SPECIES | | | | |
| Barnyardgrass | <i>Echinochloa crus-galli</i> | | | |
| Bluegrass, Annual | <i>Poa annua</i> | | | |
| California Lovegrass | <i>Eragrostis diffusa</i> | | | |
| Crabgrass | | | | |
| Large | <i>Digitaria sanguinalis</i> | | | |
| Smooth | <i>Digitaria ischaemum</i> | | | |
| Foxtails | | | | |
| Bristly | <i>Setaria verticillata</i> | | | |
| Giant | <i>Setaria faberi</i> | | | |
| Green | <i>Setaria viridis</i> | | | |
| Yellow | <i>Setaria glauca</i> | | | |
| Goosegrass | <i>Eleusine indica</i> | | | |
| Guineagrass | <i>Panicum maximum</i> | | | |
| Johnsongrass, Seedling | <i>Sorghum halepense</i> | | | |
| Signalgrass, Broadleaf | <i>Brachiaria platyphylla</i> | | | |
| Panicum | | | | |
| Fall | <i>Panicum dichotomiflorum</i> | | | |
| Texas | <i>Panicum texaum</i> | | | |

¹Chateau WDG can be used on soils with greater than 10%; however, length of residual control may be shorter than on soils with lower organic matter content.

²A maximum CHATEAU WDG rate of 6 oz./A per application should be used on any soil that has a sand content over 80% if trees or vines are under 3 years of age.

Except CA

38/51

Table 9. Broadleaf Weeds Controlled by Post-Directed or Layby Application of CHATEAU WDG in Sugarcane

| BROADLEAF WEED SPECIES | | WEED HEIGHT (inches) | |
|------------------------------|--|----------------------|---------|
| COMMON NAME | SCIENTIFIC NAME | 3 oz./A | 4 oz./A |
| Bindweed, Field ¹ | <i>Convolvulus arvensis</i> | 4 | 8 |
| Carpetweed | <i>Mollugo verticillata</i> | 4 | 4 |
| Cocklebur, Common | <i>Xanthium strumarium</i> | 4 | 4 |
| Florida Beggarweed | <i>Desmodium tortuosum</i> | 2 | 2 |
| Hemp Sesbania | <i>Sesbania exaltata</i> | 6 | 8 |
| Jimsonweed | <i>Datura stramonium</i> | 4 | 4 |
| Lambsquarters, Common | <i>Chenopodium album</i> | 4 | 4 |
| Morningglories | | | |
| Entireleaf | <i>Ipomoea hederacea</i> var. <i>integriuscula</i> | - | 4 |
| Ivyleaf | <i>Ipomoea hederacea</i> | 4 | 4 |
| Pitted | <i>Ipomoea lacunosa</i> | 4 | 6 |
| Red | <i>Ipomoea coccinea</i> | - | 4 |
| Tall | <i>Ipomoea purpurea</i> | 2 | 4 |
| Pigweeds | | | |
| Palmer Amaranth | <i>Amaranthus palmeri</i> | 4 | 6 |
| Redroot | <i>Amaranthus retroflexus</i> | 4 | 6 |
| Smooth | <i>Amaranthus hybridus</i> | 4 | 6 |
| Plaintain, Broadleaf | <i>Plantago major</i> | 6 | 6 |
| Prickly Sida | <i>Sida spinosa</i> | 4 | 6 |
| Purslanes | | | |
| Common | <i>Portulaca oleracea</i> | 2 | 4 |
| Rock | <i>Calandrinia</i> spp. | - | 2 |
| Ragweeds | | | |
| Common | <i>Ambrosia artemisiifolia</i> | 2 | 2 |
| Giant | <i>Ambrosia trifida</i> | 4 | 4 |
| Rice Flatsedge | <i>Cyperus iria</i> | 2 | 4 |
| Sicklepod | <i>Senna obtusifolia</i> | 4 | 4 |
| Smartweeds | | | |
| Ladysthumb | <i>Polygonum persicaria</i> | 4 | 4 |
| Pale | <i>Polygonum lapathifolium</i> | 4 | 4 |
| Pennsylvania | <i>Polygonum pennsylvanicum</i> | 4 | 4 |
| Spotted Spurge | <i>Euphorbia maculata</i> | 4 | 4 |
| Velvetleaf | <i>Abutilon theophrasti</i> | 4 | 6 |
| Venice Mallow | <i>Hibiscus trionum</i> | 2 | 2 |
| Waterhemp | | | |
| Common | <i>Amaranthus rudis</i> | 2 | 2 |
| Tall | <i>Amaranthus tuberculatus</i> | 2 | 2 |
| Wild Mustard | <i>Brassica kaber</i> | 6 | 6 |

¹ CHATEAU WDG, tank mixes will only control the above ground portion of field bindweed. Repeated applications will be needed to control regrowth.

TANK MIXES

CHATEAU WDG may be tank mixed with the herbicides listed in Table 10 for additional weed control in burndown, preemergence, post-directed and layby applications. Refer to tank mix partner's label for adjuvant recommendations.

Table 10. Tank Mixes with CHATEAU WDG for Post-Directed or Layby Use in Sugarcane

| TANK MIX PARTNER ¹ | TARGET WEEDS | BURNDOWN | POST-DIRECTED ² | LAYBY |
|-------------------------------|------------------------------------|----------|----------------------------|-------|
| ATRAZINE | Pigweeds Cocklebur | X | X | X |
| ASULOX ^{®3} | Annual Grasses | | X | X |
| EVIK ^{®4} | Annual Grasses | | X | X |
| GLYPHOSATE ⁵ | Annual and Perennial Weeds | X | | X |
| METRIBUZIN ⁶ | Broadleaf Panicum Goosegrass | | X | X |
| SEMPRA [®] | Purple Nutsedge Yellow Nutsedge | X | X | X |

¹ Refer to tank mix product labels for specific recommendations for control of emerged weeds present not listed in Table 9.

² Post-directed applications should only be made to upright sugarcane varieties after the sugarcane has exceeded 24 inches in height. Post-directed applications should not be made to "PINEAPPLE" varieties. Post-directed applications to "PINEAPPLE" varieties or to upright varieties that have not exceeded 24 inches in height may result in unacceptable crop injury.

³ Apply to sugarcane at least 24 inches tall.

⁴ Apply before weeds are greater than 6 inches tall.

⁵ Glyphosate applications must be made with a hooded sprayer. Sugarcane must be at least 3 ft. tall. Contact with the sugarcane foliage by either the spray mixture or the treated weed foliage will result in sugarcane injury.

⁶ Refer to metribuzin label for restrictions based on soil type.

ADDITIONAL PREEMERGENCE BROADLEAF CONTROL

CHATEAU WDG can be tank mixed with atrazine or diuron for additional preemergence broadleaf control.

ADDITIONAL PREEMERGENCE GRASS CONTROL

CHATEAU WDG can be tank mixed with PROWL[®] (or other pendimethalin products) for additional preemergence grass control provided sugarcane has not emerged.

4p/51

DIRECTIONS FOR USE ON SWEET POTATO

GENERAL RESTRICTIONS AND LIMITATIONS

- Do not apply more than 2.5 oz. of CHATEAU WDG per acre during a single growing season.
- Do not apply postemergence to sweet potatoes.
- Do not use greenhouse grown transplants.
- Do not use transplants harvested more than 2 days prior to transplanting.
- Do not use on any sweet potato variety other than "BEAUREGARD", unless user has tested CHATEAU WDG on other variety and has found crop tolerance to be acceptable.
- Do not apply as a part of any tank mix, except with labeled rates of COMMAND, if tank mix is applied prior to transplanting.

TIMING TO SWEET POTATOES

CHATEAU WDG may be applied to sweet potato field 2 to 5 days prior to transplanting sweet potatoes.

TIMING TO WEEDS

Preemergence To Weeds

Apply CHATEAU WDG to soil prior to transplanting sweet potato slips for the preemergence control of the weeds listed in Table 1.

Read tank mix product label for rates and weeds controlled. Always read and follow label directions for all tank mix products before using. The most restrictive labeling of any tank mix product must be followed. CHATEAU WDG, when applied according to label use directions, will control the weeds listed in Table 1. This label makes no claims concerning control of other weed species.

DIRECTIONS FOR USE ON ALMOND, GRAPES, NON-BEARING FRUIT & NUT TREES AND PISTACHIO

CHATEAU WDG should be tank mixed with a labeled burndown herbicide for control of the emerged weeds listed in Table 11. Refer to tank mix partner's label for additional weed species and increased weed heights claimed. Refer to tank mix partner's label for additional restrictions, including minimum carrier volume and crops in which tank mix partner may be used. Burndown tank mix partners include glyphosate, paraquat, 2,4-D and RELY®. Refer to Table 8 for weeds controlled by the residual activity of CHATEAU WDG.

A maximum CHATEAU WDG rate of 6 oz./A per application should be used on any soil that has a sand plus gravel content over 80% if trees or vines are less than 3 years of age.

CHATEAU WDG should be applied as a uniform broadcast application to the orchard or vineyard floor or as a uniform band directed at the base of the trunk or vine.

Rates listed in Table 11 refer to a broadcast application covering the entire acre. When making a banded application, the rate must be reduced according to the following formula:

| | | | | |
|--|---|----------------------|---|----------------------------|
| Amount Needed per Acre for Banded Application | = | Band Width in inches | X | Rate per Broadcast Acre |
| | | Row Width in inches | | |

42/51

Table 11. Weeds Controlled by Postemergence Activity of CHATEAU WDG Tank mixes at 6 to 12 oz./A.

| BROADLEAF WEED SPECIES | | | |
|---------------------------------------|---|-----------------------------|------------------|
| COMMON NAME | SCIENTIFIC NAME | WEED HEIGHT/LENGTH (inches) | CHATEAU WDG RATE |
| Bindweed, Field ¹ | <i>Convolvulus arvensis</i> | 8 | 6 to 12 oz./A |
| Carpetweed | <i>Mollugo verticillata</i> | 4 | |
| Chickweeds | | | |
| Common | <i>Stellaria media</i> | 4 | |
| Mouseear | <i>Cerastium vulgatum</i> | 4 | |
| Cocklebur, Common | <i>Xanthium strumarium</i> | 4 | |
| Eveningprimrose, Cutleaf ² | <i>Oenothera laciniata</i> | 12 | |
| Filaree | | | |
| Broadleaf | <i>Erodium botrys</i> | 4 | |
| Redstem | <i>Erodium cicutarium</i> | 4 | |
| Florida Beggarweed | <i>Desmodium tortuosum</i> | 2 | |
| Hemp Sesbania | <i>Sesbania exaltata</i> | 8 | |
| Jimsonweed | <i>Datura stramonium</i> | 4 | |
| Lambsquarters, Common | <i>Chenopodium album</i> | 4 | |
| Morningglories | | | |
| Entireleaf | <i>Ipomoea hederacea</i> var. <i>integriscula</i> | 4 | |
| Ivyleaf | <i>Ipomoea hederacea</i> | 4 | |
| Pitted | <i>Ipomoea lacunosa</i> | 6 | |
| Red/Scarlet | <i>Ipomoea coccinea</i> | 4 | |
| Tall | <i>Ipomoea purpurea</i> | 4 | |
| Pigweeds | | | |
| Palmer Amaranth | <i>Amaranthus palmeri</i> | 6 | |
| Redroot | <i>Amaranthus retroflexus</i> | 6 | |
| Smooth | <i>Amaranthus hybridus</i> | 6 | |
| Plaintain, Broadleaf | <i>Plantago major</i> | 6 | |
| Prickly Sida (Teaweed) | <i>Sida spinosa</i> | 6 | |
| Purslanes | | | |
| Common | <i>Portulaca oleracea</i> | 4 | |
| Rock | <i>Calandrinia</i> spp. | 2 | |
| Ragweeds | | | |
| Common | <i>Ambrosia artemisiifolia</i> | 2 | |
| Giant | <i>Ambrosia trifida</i> | 4 | |
| Sicklepod | <i>Senna obtusifolia</i> | 4 | |

continued

¹ CHATEAU WDG will only provide control of the above ground portion of bindweed. Repeated applications will be needed to control regrowth.

² For acceptable control, cutleaf eveningprimrose should be 12 inches or less and in the rosette stage. Crop oil concentrate, at 1 pt./A, should be added to glyphosate tank mixes for cutleaf eveningprimrose control, including glyphosate formulations that contain a built-in adjuvant system.

43/51

Table 11. Weeds Controlled by Postemergence Activity of CHATEAU WDG Tank mixes at 6 to 12 oz./A.

(continued)

| BROADLEAF WEED SPECIES | | | |
|------------------------|---------------------------------|-----------------------------|------------------|
| COMMON NAME | SCIENTIFIC NAME | WEED HEIGHT/LENGTH (inches) | CHATEAU WDG RATE |
| Smartweeds | | | 6 to 12 oz./A |
| Ladysthumb | <i>Polygonum persicaria</i> | 4 | |
| Pale | <i>Polygonum lapathifolium</i> | 4 | |
| Pennsylvania | <i>Polygonum pennsylvanicum</i> | 4 | |
| Rice Flatsedge | <i>Cyperus iria</i> | 4 | |
| Spotted Spurge | <i>Euphorbia maculata</i> | 4 | |
| Velvetleaf | <i>Abutilon theophrasti</i> | 4 | |
| Venice Mallow | <i>Hibiscus trionum</i> | 4 | |
| Waterhemp | | | |
| Common | <i>Amaranthus rudis</i> | 2 | |
| Tall | <i>Amaranthus tuberculatus</i> | 2 | |
| Wild Mustard | <i>Brassica kaber</i> | 6 | |

ADDITIONAL RESIDUAL WEED CONTROL

CHATEAU WDG maybe tank mixed with oryzalin (SURFLAN®), simazine or diuron for additional residual weed control. Always read and follow label use directions for all products being used.

ALMOND AND PISTACHIO

GENERAL RESTRICTIONS AND LIMITATIONS

- Do not apply to almond or pistachio trees established less than one year, unless protected from spray contact by non-porous wraps, grow tubes or waxed containers.
- Do not apply after petal fall unless using hooded or shielded application equipment and applicator can ensure spray drift will not come in contact with crop fruit or foliage.
- Do not make sequential application within 30 days of the first application.
- Do not apply within 60 days of harvest.
- Follow the most restrictive label limitations and precautions of the tank mix product(s) being used.

Avoid direct or indirect spray contact to foliage and green bark (non-barked trunk).

GRAPE

GENERAL RESTRICTIONS AND LIMITATIONS

- Do not apply to grapes established less than 2 years unless they are trellised at least 3 ft. from the soil surface or are protected from spray contact by non-porous wrap, grow tubes or waxed containers.
- Do not apply after flowering unless using hooded or shielded application equipment and applicator can ensure spray drift will not come in contact with crop fruit or foliage.
- Do not apply to grapes that are not trellised or staked unless they are free standing.
- Do not make a sequential application within 30 days of the first application.
- Do not apply within 60 days of harvest.
- Follow the most restrictive label limitations and precautions of the tank mix product(s) being used.

Avoid direct or indirect spray contact to foliage and green bark (non-barked vines, with the exception of undesirable suckers).

NON-BEARING TREE FRUIT AND TREE NUT

NON-BEARING APPLE, APRICOT, AVOCADO, CHERRY, FIG, GRAPEFRUIT, HAZELNUT, LEMON, NECTARINE, OLIVE, ORANGE, PEACH, PEAR, PECAN, PLUM (INCLUDING DRIED PLUM), TANGERINE AND WALNUT

GENERAL RESTRICTIONS AND LIMITATIONS

- Do not apply to trees established less than one year, unless protected from spray contact by non-porous wraps, grow tubes or waxed containers.
- Do not make a sequential application within 30 days of the first application.
- Do not harvest fruit or nuts from treated trees within one year of application.
- Follow the most restrictive label limitations and precautions of the tank mix product(s) being used.

Avoid direct or indirect spray contact to foliage and green bark.

45/51

DIRECTIONS FOR USE TO MAINTAIN BARE GROUND ON NON-CROP AREAS OF FARMS, ORCHARDS AND VINEYARDS

CHATEAU WDG, when used as directed, can be used on farms, orchards and vineyards for non-selective vegetation control to maintain bare ground on non-crop areas that must be kept weed free. Follow all applicable directions as outlined above under "GENERAL INFORMATION".

CHATEAU WDG offers residual and postemergence control of susceptible broadleaf and grass weeds as well as an additional mode of action to assist in the control of ALS (acetolactate synthase) resistant weeds. CHATEAU WDG can be tank mixed with the herbicides listed in Table 12 for increased residual or postemergence control. The length of residual control is dependent on the rate applied as well as on rainfall and temperature conditions. Length of residual control will decrease as temperature and precipitation increase. CHATEAU WDG rates of 6 to 12 oz./A are required to provide residual control of the weeds listed in Table 8.

PREEMERGENCE APPLICATION

Apply 6 to 12 oz. (0.188 to 0.38 lb. ai./A) of CHATEAU WDG per broadcast acre as a preemergence application. Preemergence (to weed emergence) applications of CHATEAU WDG should be made to a weed-free soil surface. Preemergence applications of CHATEAU WDG must be completed prior to weed emergence. Moisture is necessary to activate CHATEAU WDG on soil for residual weed control. Dry weather following application of CHATEAU WDG may reduce effectiveness. However, when adequate moisture is received after dry conditions, CHATEAU WDG will control susceptible germinating weeds.

POSTEMERGENCE APPLICATION

Apply 6 to 12 oz. (0.188 to 0.38 lb. ai./A) of CHATEAU WDG per broadcast acre plus an adjuvant (0.25% v/v non-ionic surfactant or 1 qt./A crop oil concentrate). The addition of an adjuvant enhances CHATEAU WDG activity on emerged weeds. Thorough spray coverage is necessary to maximize the postemergence activity of CHATEAU WDG. Emerged weeds are controlled postemergence with CHATEAU WDG, however, translocation of CHATEAU WDG within a weed is limited, and control is affected by spray coverage and by the addition of an adjuvant. The most effective postemergence weed control with CHATEAU WDG occurs when applied in combination with a surfactant to weeds less than 2 inches in height. A tank mix partner should be used in combination with CHATEAU WDG for the postemergence control of weeds larger than 2 inches. Recommended tank mix partners are listed in Table 12.

IMPORTANT: Completely read and follow the label of any potential tank mix partner with CHATEAU WDG. When using tank mixtures, use conditions must be in accordance with the most restrictive of the label limitations and precautions on either herbicide label.

Table 12. Tank Mix Combinations to Maintain Bare Ground on Non-Crop Areas

| | | | |
|------------|-------|------|----------|
| Glyphosate | 2,4-D | RELY | Paraquat |
|------------|-------|------|----------|

46/51

STORAGE AND DISPOSAL

PROHIBITIONS

Do not contaminate water, food or feed by storage, disposal or cleaning of equipment.

PESTICIDE STORAGE

Keep pesticide in original container.

Store in a cool, dry, secure place.

Do not put formulation or dilute spray solution into food or drink containers.

Do not contaminate food or foodstuffs.

Do not store or transport near feed or food.

Not for use or storage in or around the home.

For help with any spill, leak, fire or exposure involving this material, call day or night (800) 892-0099.

PESTICIDE DISPOSAL

Wastes resulting from the use of this product may be disposed of on site or at an approved waste disposal facility.

CONTAINER DISPOSAL

Triple rinse (or equivalent). Do not reuse container. Offer for recycling or reconditioning, or puncture and dispose of in a sanitary landfill, or by incineration, or if allowed by state and local authorities, by burning. If burned, stay out of smoke.

Copyright© 2004 by Valent U.S.A. Corporation

ALL CLEAR™ – TM of E. I. duPont de Nemours & Co., Inc.

ASULOX® - Reg. TM of Aventis asulam herbicide

AXIOM® - Reg. TM of Bayer Corporation

BANVEL® - Reg. TM of Bayer Corporation

BOUNDARY® - Reg. TM of Syngenta

CHATEAU® - Reg. TM of Valent U.S.A. Corporation for flumioxazin herbicide

CLASSIC® - Reg. TM of E. I. duPont de Nemours & Co., Inc. for chlorimuron herbicide

COBRA® - Reg. TM of Valent U.S.A. Corporation for lactofen herbicide

COMMAND® - Reg. TM of FMC Corporation for clomazone herbicide.

DOMAIN® - Reg. TM of Bayer Corporation

DUAL® - Reg. TM of Syngenta for metolachlor herbicide

EVIK® - Reg. TM of Syngenta for ametryn herbicide

FIRSTRATE® - Reg. TM of Dow AgroSciences LLC for cloransulam methyl herbicide

FRONTIER® - Reg. TM of BASF Corporation for dimethenamid herbicide

GRAMOXONE® EXTRA - Reg. TM of Syngenta for paraquat herbicide

LOROX® - Reg. TM of E. I. DuPont de Nemours & Co., Inc. for linuron

MICRO-TECH® - Reg. TM of Monsanto Co. for alachlor herbicide

OUTLOOK® - Reg. TM of BASF Corporation for dimethanamid herbicide

PHOENIX™ - Reg. TM of Valent U.S.A. Corporation for lactofen herbicide

PROWL® - Reg. TM of BASF Corp. for pendimethalin herbicide

PURSUIT PLUS® - Reg. TM of BASF Corporation

PYTHON® - Reg. TM of Dow AgroSciences LLC for flumetsulam herbicide

RELY® - Reg. TM of Aventis Group for glufosinate-ammonium herbicide

ROUNDUP® - Reg. TM of Monsanto Co. for glyphosate herbicide

ROUNDUP READY® - Reg. TM of Monsanto Co.

ROUNDUP UltraMAX™, ROUNDUP Original® - Reg. TM of Monsanto Co. for glyphosate herbicide

SCEPTER® - Reg. TM of BASF Corporation for imazaquin herbicide

SEMPRA® - Reg. TM of Monsanto Co. for halosulfuron herbicide

SELECT® - Reg. TM of Valent U.S.A. Corporation for clethodim herbicide

SONALAN® - Reg. TM of Dow AgroSciences LLC for ethalfluralin herbicide

SQUADRON® - Reg. TM of BASF Corporation

SURFLAN® - Reg. TM of Dow AgroSciences for oryzalin herbicide

STEEL® - Reg. TM of BASF Corporation

Manufactured for:

Valent U.S.A. Corporation

P.O. Box 8025

Walnut Creek, CA 94596-8025

www.valent.com

Made in U.S.A.

EPA Reg. No. 59639-119

EPA Est.

059639.000119.20041027.CHAWDG.doc.

Supplemental Label



Valent U.S.A. Corporation
P.O. Box 8025
Walnut Creek, CA 94596-8025

47/51

CHATEAU® WDG Herbicide

EPA Reg. No. 59639-119

CHATEAU WDG HERBICIDE USE ON: POTATO

PRECAUTIONARY STATEMENTS

HAZARDS TO HUMANS & DOMESTIC ANIMALS

CAUTION

ENVIRONMENTAL HAZARDS:

This product is toxic to non-target plants and aquatic invertebrates. Do not apply directly to water, to areas where surface water is present or to intertidal areas below the mean high water mark. Drift or runoff may be hazardous to non-target plants and aquatic organisms in neighboring areas. Do not apply where runoff is likely to occur. Do not apply when weather conditions favor drift from treated areas. Do not contaminate water when disposing of equipment washwaters.

This pesticide is toxic to plants and should be used strictly in accordance with the drift and run-off precautions on this label in order to minimize off-site exposures.

Under some conditions this product may have a potential to run-off to surface water or adjacent land. Where possible, use methods which reduce soil erosion, such as no till, limited till and contour plowing; these methods also reduce pesticide run-off. Use of vegetation filter strips along rivers, creeks, streams, wetlands or on the downhill side of fields where run-off could occur will minimize water run-off and is recommended.

DIRECTIONS FOR USE

It is a violation of Federal Law to use this product in a manner inconsistent with its labeling.

READ ENTIRE LABEL. USE STRICTLY IN ACCORDANCE WITH PRECAUTIONARY STATEMENTS AND DIRECTIONS, AND WITH APPLICABLE STATE AND FEDERAL REGULATIONS.

GENERAL RESTRICTIONS AND LIMITATIONS

- Do not apply more than 1.5 oz. of CHATEAU WDG per acre during a single application.
- Do not apply more than 1.5 oz. of CHATEAU WDG per acre during a single growing season.

TIMING TO POTATOES

CHATEAU WDG may be applied to potatoes after hilling for the preemergence suppression of the weeds listed in Table A. CHATEAU WDG should be tank mixed with other labeled herbicides for broad spectrum weed control. A minimum of 2 inches of soil must cover the vegetative portion of the potato plant at the time of CHATEAU WDG application. Application to potatoes with less than 2 inches of soil covering the vegetative portion of the potato may result in crop injury.

TIMING TO WEEDS

Preemergence – Soil Covered Potatoes, Preemergence To Weeds

Apply CHATEAU WDG to soil covered potatoes for the preemergence suppression of the weeds listed in Table A.

Read tank mix product label for rates and weeds controlled. Always read and follow label directions for all tank mix products before using. The most restrictive labeling of any tank mix product must be

48/51

followed. CHATEAU WDG, when applied according to label use directions, will control the weeds listed in Table 1. This label makes no claims concerning control of other weed species.

Table A. Weeds Suppressed by Residual Activity of CHATEAU WDG at 1.5 oz./A

| COMMON NAME | SCIENTIFIC NAME | ORGANIC MATTER | CHATEAU WDG RATE |
|-----------------------|-------------------------------|----------------|------------------|
| Lambsquarters, Common | <i>Chenopodium album</i> | Up to 5% | 1.5 oz./A |
| Mustard, Wild | <i>Brassica kaber</i> | | |
| Nightshades | | | |
| Black | <i>Solanum nigrum</i> | | |
| Eastern Black | <i>Solanum ptycanthum</i> | | |
| Hairy | <i>Solanum sarrachoides</i> | | |
| Palmer Amaranth | <i>Amaranthus palmeri</i> | | |
| Pigweeds | | | |
| Redroot | <i>Amaranthus retroflexus</i> | | |
| Smooth | <i>Amaranthus hybridus</i> | | |
| Spiny Amaranth | <i>Amaranthus spinosus</i> | | |
| Tumble | <i>Amaranthus albus</i> | | |
| Radish, Wild | <i>Raphanus raphanistrum</i> | | |

THIS LABELING MUST BE IN THE POSSESSION OF THE USER AT THE TIME OF APPLICATION. PLEASE REFER TO CONTAINER LABEL FOR ADDITIONAL PRECAUTIONARY STATEMENTS. FOLLOW ALL APPLICATION DIRECTIONS, RESTRICTIONS, AND PRECAUTIONS ON THE EPA REGISTERED LABEL.

PLEASE CONTACT VALENT U.S.A. CORPORATION AT 1-800-6-VALENT (682-5368) TO DETERMINE IF THIS USE IS REGISTERED IN YOUR STATE.

Copyright © 2004 by Valent U.S.A. Corporation

Manufactured for
Valent U.S.A. Corporation
P. O. Box 8025
Walnut Creek, CA 94596-8025
www.valent.com

Made in U.S.A.

Form 2004-CHA-0010

Supplemental Label



Valent U.S.A. Corporation
P.O. Box 8025
Walnut Creek, CA 94596-8025

49/51

CHATEAU[®] WDG Herbicide

EPA Reg. No. 59639-119

PREEMERGENCE APPLICATION IN PEANUTS (NORTH CAROLINA, OKLAHOMA AND VIRGINIA ONLY)

PRECAUTIONARY STATEMENTS

HAZARDS TO HUMANS & DOMESTIC ANIMALS

CAUTION

ENVIRONMENTAL HAZARDS:

This product is toxic to non-target plants and aquatic invertebrates. Do not apply directly to water, to areas where surface water is present or to intertidal areas below the mean high water mark. Drift or runoff may be hazardous to non-target plants and aquatic organisms in neighboring areas. Do not apply where runoff is likely to occur. Do not apply when weather conditions favor drift from treated areas. Do not contaminate water when disposing of equipment washwaters.

This pesticide is toxic to plants and should be used strictly in accordance with the drift and run-off precautions on this label in order to minimize off-site exposures.

Under some conditions this product may have a potential to run-off to surface water or adjacent land. Where possible, use methods which reduce soil erosion, such as no till, limited till and contour plowing; these methods also reduce pesticide run-off. Use of vegetation filter strips along rivers, creeks, streams, wetlands or on the downhill side of fields where run-off could occur will minimize water run-off and is recommended.

DIRECTIONS FOR USE

It is a violation of Federal Law to use this product in a manner inconsistent with its labeling.

READ ENTIRE LABEL. USE STRICTLY IN ACCORDANCE WITH PRECAUTIONARY STATEMENTS AND DIRECTIONS, AND WITH APPLICABLE STATE AND FEDERAL REGULATIONS.

PREEMERGENCE APPLICATION IN PEANUTS IN THE STATES OF NORTH CAROLINA, OKLAHOMA, AND VIRGINIA

CHATEAU WDG, at 3 oz. per acre, can be applied within 2 days of planting to control common ragweed, tropic croton and entireleaf, ivyleaf and tall/scarlet morningglories.

Cool temperatures near emergence (2 consecutive nighttime lows in the 50's F) in combination with heavy rainfall may result in severe crop injury. CHATEAU WDG, at 3 oz./A, should only be used in these states when other alternatives are not available for adequate control of the weeds listed above and the user acknowledges the risks associated with this use rate under the adverse environmental conditions listed above.

THIS LABELING MUST BE IN THE POSSESSION OF THE USER AT THE TIME OF APPLICATION. PLEASE REFER TO CONTAINER LABEL FOR ADDITIONAL PRECAUTIONARY STATEMENTS. FOLLOW ALL APPLICATION DIRECTIONS, RESTRICTIONS, AND PRECAUTIONS ON THE EPA REGISTERED LABEL.

PLEASE CONTACT VALENT U.S.A. CORPORATION AT 1-800-6-VALENT (682-5368) TO DETERMINE IF THIS USE IS REGISTERED IN YOUR STATE.

Copyright © 2004 by Valent U.S.A. Corporation

Manufactured for
Valent U.S.A. Corporation
P. O. Box 8025
Walnut Creek, CA 94596-8025
www.valent.com

Made in U.S.A.

Form 2004-CHA-0011

1600 Riviera Avenue
Suite 200
P.O. Box 8025
Walnut Creek, CA 94596-8025
(925) 256-2700



October 27, 2004

Chateau™ WDG Herbicide
EPA Reg. No. 59639-119
Label Notification
OPP Identifier No. 296212

Ms. Joanne Miller, PM-23
Document Processing Desk (NOTIF)
Office of Pesticide Programs (7504C)
U.S. Environmental Protection Agency
Room 266A, Crystal City Mall 2
1801 South Bell Street
Arlington, Virginia 22202

Dear Ms. Miller:


The purpose of this letter is to notify the Agency that we have made the following minor changes to the recently approved Chateau WDG Herbicide label (EPA Reg. No. 59639-119):

- Table 8: in the Chateau WDG rate column, we have clarified that this table, in addition to providing weeds controlled at 6-8 oz./A in sugarcane, also provides weeds controlled at 6-12 oz./A in almond, grapes, pistachio, and non-bearing fruit and nut trees.
- Table 8: two additional weeds controlled have been included in the table.

I have enclosed an Application for Pesticide, EPA Form No. 8570-1 (OPP Identifier Number 296212), a certification statement, and labels with the changes clearly marked in red.

If you have any questions, please contact me at (925) 256-2786 or Mr. Eric Maurer in Valent's Washington, D.C. office at (202) 872-4682. Thank you.

Sincerely,


James Pensyl
Project Manager
Registrations & Regulatory Affairs

Enclosure