

59639-105

02-08-2011

Jacks 1/35



UNITED STATES ENVIRONMENTAL PROTECTION AGENCY
WASHINGTON, D.C. 20460

OFFICE OF
PREVENTION, PESTICIDES AND
TOXIC SUBSTANCES

FEB -8 2011

Ms. Robin Charlton
Valent USA Corporation
1600 Riviera Ave., Suite 200
Walnut Creek, CA 94596

Subject: Notification
EPA Reg. no. 59639-105
Regiment Herbicide

Dear Ms. Charlton:

The Agency is in receipt of your Application for Pesticide Notification under Pesticide Registration Notice (PRN) 98-10 dated 12/7/10 for **EPA Registration 59639-105**. The Registration Division (RD) has conducted a review of this request for applicability under PRN 98-10 and finds that the label change(s) requested falls within the scope of PRN 98-10. The label has been date-stamped "Notification" and will be placed in our records.

If you have any questions, please contact me at 703-305-1243.

Sincerely,

A handwritten signature in black ink that reads "Kathryn V. Montague".

Kathryn V. Montague
Product Manager 23
Herbicide Branch
Registration Division (7505P)
Office of Pesticide Programs



United States
Environmental Protection Agency
Washington, DC 20460

<input type="checkbox"/>	Registration
<input type="checkbox"/>	Amendment
<input checked="" type="checkbox"/>	Other

OPP Identifier Number

Application for Pesticide - Section I

1. Company/Product Number 59639-105	2. EPA Product Manager Kathryn Montague	3. Proposed Classification <input type="checkbox"/> None <input type="checkbox"/> Restricted
4. Company/Product (Name) Regiment Herbicide	PM# Team 23	
5. Name and Address of Applicant (Include ZIP Code) Valent USA Corporation 1600 Riviera Ave, suite 200 Walnut Creek, CA - 94596 <input type="checkbox"/> Check if this is a new address	6. Expedited Review. In accordance with FIFRA Section 3(c)(3) (b)(i), my product is similar or identical in composition and labeling to: <input checked="" type="checkbox"/> EPA Reg. No. _____ Product Name _____	

Section - II

<input type="checkbox"/> Amendment - Explain below.	<input type="checkbox"/> Final printed labels in response to Agency letter dated _____
<input type="checkbox"/> Resubmission in response to Agency letter dated _____	<input type="checkbox"/> "Me Too" Application.
<input checked="" type="checkbox"/> Notification - Explain below.	<input type="checkbox"/> Other - Explain below.

Explanation: Use additional page(s) if necessary. (For section I and Section II.)

Notification under PR-Notice 98-10, Section II, N, Other Revisions.

Section - III

1. Material This Product Will Be Packaged In:				2. Type of Container	
Child-Resistant Packaging <input type="checkbox"/> Yes* <input checked="" type="checkbox"/> No	Unit Packaging <input type="checkbox"/> Yes <input checked="" type="checkbox"/> No	Water Soluble Packaging <input type="checkbox"/> Yes <input checked="" type="checkbox"/> No		<input type="checkbox"/> Metal	<input type="checkbox"/> Plastic
* Certification must be submitted	If "Yes" Unit Packaging wgt.	No. per container	If "Yes" Package wgt	<input checked="" type="checkbox"/> Glass	<input type="checkbox"/> Paper
				Other (Specify) _____	
3. Location of Net Contents Information <input checked="" type="checkbox"/> Label <input type="checkbox"/> Container		4. Size(s) Retail Container 8 oz		5. Location of Label Directions <input type="checkbox"/> On Label <input checked="" type="checkbox"/> On Labeling accompanying product	
6. Manner in Which Label is Affixed to Product <input checked="" type="checkbox"/> Lithograph <input type="checkbox"/> Paper glued <input type="checkbox"/> Stenciled			<input type="checkbox"/> Other _____		

Section - IV

1. Contact Point (Complete items directly below for identification of individual to be contacted, if necessary, to process this application.)		
Name Robin Charlton	Title Sr Regulatory Scientist	Telephone No. (Include Area Code) (925) 256-2820
Certification I certify that the statements I have made on this form and all attachments thereto are true, accurate and complete. I acknowledge that any knowingly false or misleading statement may be punishable by fine or imprisonment or both under applicable law.		6. Date Application Received (Stamped)
2. Signature <i>Robin Charlton</i>	3. Title Sr Regulatory Scientist	
4. Typed Name Robin Charlton	5. Date December 7, 2010	



December 7, 2010

**REGIMENT HERBICIDE
EPA Reg. No. 59639-105
NOTIFICATION**

Kathryn V. Montague, Product Manager, Team 23
Herbicide Branch, Registration Division
Document Processing Desk (7504P) (NOTIF)
U.S. Environmental Protection Agency
Room S4900 – One Potomac Yard
2777 S. Crystal Drive
Arlington, Virginia 22202

Dear Ms. Montague:

Valent USA Corporation would like to submit a notification to the Agency as permitted under PR-Notice 98-10, Section II, N, Other Revisions, as follow:

- On pages 15 and 29, replacing the heading "Container Disposal" with the heading "Container Handling"

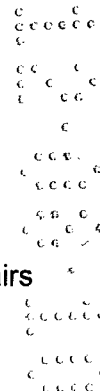
Please find enclosed the following supporting documents for this notification:

1. Application for registration (EPA Form 8570-1)
2. Certification statement with respect to PR-Notice 98-10
3. One (1) red line label copy of proposed product labeling.
4. One (1) clean copy of the proposed product labeling.

If you have questions please contact me in the Walnut Creek Office at (925)256-2820 or by email: rchar@valent.com.

Sincerely yours,

Robin Charlton
Senior Regulatory Scientist
Registration & Regulatory Affairs



Enclosures



GROUP 2 HERBICIDE

NOTIFICATION

NOTIFICATION
FEB 08 2011

Regiment®
(HERBICIDE)

Active Ingredient	By Wt.
*Bispyribac-sodium.....	80.0%
Other Ingredients.....	20.0%
	100.0%

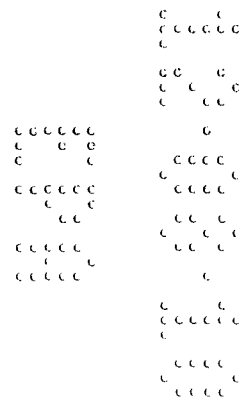
*Sodium 2,6-bis[(4,6-dimethoxypyrimidin-2-yl)oxy]benzoate

KEEP OUT OF REACH OF CHILDREN


CAUTION

SEE BELOW FOR ADDITIONAL PRECAUTIONARY STATEMENTS

NET WEIGHT 8 OUNCES (4/2 OUNCE PACKETS/BAG)



[Sub Label 1]
REGIMENT® Herbicide
Except California





GROUP	2	HERBICIDE
-------	---	-----------

NOTIFICATION

Regiment[®] (HERBICIDE)

For use on rice, except in California.

Active Ingredient	By Wt.
*Bispyribac-sodium.....	80.0%
Other Ingredients.....	<u>20.0%</u>
	100.0%

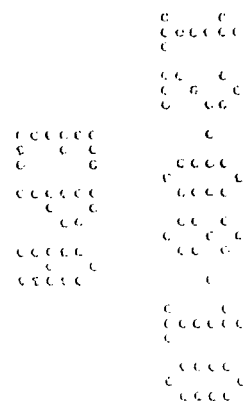
*Sodium 2,6-bis[(4,6-dimethoxypyrimidin-2-yl)oxy]benzoate

KEEP OUT OF REACH OF CHILDREN

CAUTION

SEE BELOW FOR ADDITIONAL PRECAUTIONARY STATEMENTS

NET WEIGHT 8 OUNCES (4/2 OUNCE PACKETS/BAG)



PRECAUTIONARY STATEMENTS

HAZARDS TO HUMANS & DOMESTIC ANIMALS

CAUTION

Causes moderate eye irritation. Harmful if swallowed or absorbed through the skin. Avoid contact with eyes, skin or clothing. Avoid breathing dust or spray mist.

FIRST AID

- If swallowed :**
 - Call a poison control center or doctor immediately for treatment advice.
 - Have person sip a glass of water if able to swallow.
 - Do not induce vomiting unless told to do so by the poison control center or doctor.
 - Do not give anything by mouth to an unconscious person.

- If in eyes:**
 - Hold eye open and rinse slowly and gently with water for 15-20 minutes.
 - Remove contact lenses, if present, after the first 5 minutes, then continue rinsing eye.
 - Call a poison control center or doctor for treatment advice.

- If on skin or clothing:**
 - Take off contaminated clothing.
 - Rinse skin immediately with plenty of water for 15-20 minutes.
 - Call a poison control center or doctor for treatment advice.

- If inhaled:**
 - Move person to fresh air.
 - If person is not breathing, call 911 or an ambulance, then give artificial respiration, preferably by mouth-to-mouth, if possible.
 - Call a poison control center or doctor for further treatment advice.

HOT LINE NUMBER

Have the product container or label with you when calling a poison control center or doctor, or going for treatment. You may also contact **1-800-892-0099** for emergency medical treatment information

PERSONAL PROTECTIVE EQUIPMENT (PPE):

Some materials that are chemical-resistant to this product are listed below. If you want more options, follow instructions for category A on an EPA chemical resistant category selection chart.

Applicators and other handlers must wear: long-sleeved shirt and long pants, chemical resistant gloves such as Barrier Laminate or Butyl Rubber ≥ 14 mils or Nitrile Rubber ≥ 14 mils or Viton Rubber ≥ 14 mils, shoes plus socks. Follow manufacturer's instructions for cleaning/maintaining PPE. If no such instructions for washables, use detergent and hot water. Keep and wash PPE separately from other laundry.

USER SAFETY RECOMMENDATIONS

Users should:

- X Wash hands before eating, drinking, chewing gum, using tobacco or using the toilet.
- X Remove clothing immediately if pesticide gets inside. Then wash thoroughly and put on clean clothing.
- X Remove PPE immediately after handling this product. Wash the outside of gloves before removing. As soon as possible, wash thoroughly and change into clean clothing.

ENVIRONMENTAL HAZARDS

This product is toxic to non-target plants. For terrestrial uses, do not apply directly to water, or to areas where surface water is present or intertidal areas below the mean high water mark. Do not contaminate water by cleaning of equipment or disposal of equipment washwaters.

DIRECTIONS FOR USE

It is a violation of Federal Law to use this product in a manner inconsistent with its labeling.

READ ENTIRE LABEL. USE STRICTLY IN ACCORDANCE WITH PRECAUTIONARY STATEMENTS AND DIRECTIONS, AND WITH APPLICABLE STATE AND FEDERAL REGULATIONS.

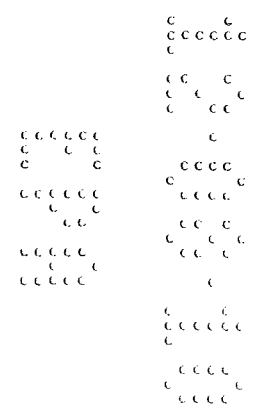
Do not apply this product in a way that will contact workers or other persons, either directly or through drift. Only protected handlers may be in the area during application. For any requirements specific to your State or Tribe, consult the agency responsible for pesticide regulation.

AGRICULTURAL USE REQUIREMENTS

Use this product only in accordance with its labeling and with the Worker Protection Standard, 40 CFR part 170. This Standard contains requirements for the protection of agricultural workers on farms, forests, nurseries, and greenhouses, and handlers of agricultural pesticides. It contains requirements for training, decontamination, notification, and emergency assistance. It also contains specific instructions and exceptions pertaining to the statements on this label about personal protective equipment (PPE), and restricted-entry interval. The requirements in this box only apply to uses of this product that are covered by the Worker Protection Standard.

Do not enter or allow worker entry into treated areas during the restricted-entry interval (REI) of 12 hours.

PPE required for early entry to treated areas that is permitted under the Worker Protection Standard and that involves contact with anything that has been treated, such as plants, soil, or water, is: coveralls, chemical resistant gloves, such Barrier Laminate or Butyl Rubber ≥ 14 mils or Nitrile Rubber ≥ 14 mils and shoes plus socks.



**DISCLAIMER, RISKS OF USING THIS PRODUCT,
LIMITED WARRANTY
AND LIMITATION OF LIABILITY**

IMPORTANT: Read the entire Label including this Disclaimer, Risks of Using this Product, Limited Warranty, and Limitation of Liability before using this product. If the terms are not acceptable THEN DO NOT USE THE PRODUCT; rather, return the unopened product within 15 days of purchase for a refund of the purchase price.

RISKS OF USING THIS PRODUCT

The Buyer and User (referred to collectively herein as "Buyer") of this product should be aware that there are inherent unintended risks associated with the use of this product which are impossible to eliminate. These risks include, but are not limited to, injury to plants and crops to which this product is applied, lack of control of the target pests or weeds, resistance of the target pest or weeds to this product, injury caused by drift, and injury to rotational crops caused by carryover in the soil. Such risks of crop injury, non-performance, resistance or other unintended consequences are unavoidable and may result because of such factors as weather, soil conditions, disease, moisture conditions, irrigation practices, condition of the crop at the time of application, presence of other materials either applied in the tank mix with this product or prior to application of this product, cultural practices or the manner of use or application, (or a combination of such factors) all of which are factors beyond the control of Valent. The Buyer should be aware that these inherent unintended risks may reduce the harvested yield of the crop in all or a portion of the treated acreage, or otherwise affect the crop such that additional care, treatment and expense are required to take the crop to harvest. If the Buyer chooses not to accept these risks, THEN THIS PRODUCT SHOULD NOT BE APPLIED. By applying this product Buyer acknowledges and accepts these inherent unintended risks AND TO THE FULLEST EXTENT ALLOWED BY LAW, AGREES THAT ALL SUCH RISKS ASSOCIATED WITH THE APPLICATION AND USE ARE ASSUMED BY THE BUYER.

Valent shall not be responsible for losses or damages (including, but not limited to, loss of yield, increased expenses of farming the crop or such incidental, consequential or special damages that may be claimed) resulting from use of this product in any manner not set forth on the label. Buyer assumes all risks associated with the use of this product in any manner or under conditions not specifically directed or approved on the label.

LIMITED WARRANTY

Valent warrants only that this product conforms to the chemical description on the label and is reasonably fit for the purposes stated in the label, under average use conditions, when used strictly in accordance with the label and subject to the Risks of Using This Product as described above. To the extent consistent with applicable law AND AS SET FORTH ABOVE, VALENT MAKES NO OTHER WARRANTIES, EITHER EXPRESSED OR IMPLIED. No agent or representative of Valent or Seller is authorized to make or create any other express or implied warranty.

LIMITATION OF LIABILITY

To the fullest extent allowed by law, Valent or Seller is not liable for any incidental, consequential, indirect or special damages resulting from the use or handling of this product. The limitation includes, but is not limited to, loss of yield on all or any portion of the treated acreage, increased care, treatment or other expenses required to take the crop to harvest, increased finance charges or altered finance ratings, emotional or mental distress and/or exemplary damages. TO THE FULLEST EXTENT ALLOWED BY LAW, THE EXCLUSIVE REMEDY OF THE BUYER, AND THE EXCLUSIVE MAXIMUM LIABILITY OF VALENT OR SELLER FOR ANY AND ALL CLAIMS, LOSSES, INJURIES OR DAMAGES (INCLUDING CLAIMS BASED ON BREACH OF WARRANTY, CONTRACT, NEGLIGENCE, TORT, STRICT LIABILITY OR OTHERWISE) RESULTING FROM THE USE OR HANDLING OF THIS PRODUCT SHALL BE THE RETURN OF THE PURCHASE PRICE OF THIS PRODUCT OR, AT THE ELECTION OF VALENT OR SELLER, THE REPLACEMENT OF THE PRODUCT.

PROMPT NOTICE OF CLAIM

To the extent consistent with applicable law such requirements, Valent must be provided prompt notice as soon as Buyer has reason to believe it may have a claim, but in no event later than twenty-one days from date of planting, or twenty-one days from the date of application, whichever is latter, so that an immediate inspection of the affected property and growing crops can be made.

To the extent consistent with applicable law, if Buyer does not notify Valent of any claims, in such period, it shall be barred from obtaining any remedy.

NO AMENDMENTS

Valent and Seller offer this product, and Buyer accepts it, subject to the foregoing Disclaimer, Risks of Using This Product, Limited Warranty and Limitation of Liability, which may not be modified by any oral or written agreement.

TANK MIXES

NOTICE: Tank mixing of this product with any other product which is not specifically and expressly authorized by the label shall be the exclusive risk of user, applicator and/or application advisor, to the extent allowed by applicable law.

Read and follow the entire label of each product to be used in the tank mix with this product.

GENERAL INFORMATION

Do not apply this product through any type of irrigation system.

REGIMENT is a selective, postemergence contact herbicide which provides control of many weeds infesting rice. It has an exceptionally wide window of application and should be used as an integral part of a weed control program in conjunction with a resistance management strategy*. The mode of action is the inhibition of the acetolactate synthase (ALS) enzyme, and thus, activity is relatively slow, 14 to 21 days for complete control. Susceptible weeds turn yellow and stop growing 3 to 7 days after treatment. Browning of sensitive weeds is evident in 7 to 14 days after treatment with death of the stem and roots occurring within 14 to 21 days after treatment. REGIMENT is not a residual/soil active herbicide and will not prevent reinfestation of weeds which germinate after application. Thorough application spray coverage of weed foliage is needed for acceptable control. REGIMENT is rainfast 8 hours after application. Temporary injury to rice may occur after application, but injury is transient and yields are not adversely affected. Fertilizer top-dressing will speed temporary injury recovery.

APPLICATION PROGRAMS

REGIMENT alone or in combination with other herbicides (refer to "Tank Mix Application" section) may be applied as a single application at rates, timings and for control of weed species stated in the table when used as part of a weed control program. REGIMENT may also be used in one of the following split application programs:

1. **Early postemergence application of REGIMENT in combination with a preemergence herbicide, followed by a REGIMENT application either just prior to permanent flood or early post flood.** Apply REGIMENT at 0.2 oz. per acre plus the label rate of either BOLERO® 8 EC, COMMAND® 3 ME, FACET® or PROWL® 3.3 EC when rice is in at least the 2-leaf stage (2nd leaf fully expanded) followed by an application of REGIMENT at 0.53 to 0.67 oz. per acre alone (refer to the table) or in combination with other herbicides (refer to "Tank Mix Application" section).
2. **Mid postemergence application of REGIMENT followed by a REGIMENT application either just prior to permanent flood or early post flood.** Apply REGIMENT at 0.5 oz. per acre when barnyardgrass in the 3 to 5-leaf stage followed by an application of REGIMENT at 0.5 oz. per acre alone (refer to the table) or in combination with other herbicides (refer to "Tank Mix Application" section).

*See resistance management statement on this label.

PRODUCT USE RATES/WEEDS FOR USE IN RICE GROWING REGIONS (EXCEPT CALIFORNIA)			
WEEDS CONTROLLED	SCIENTIFIC NAME	WEED SIZE	RATES OUNCES/ACRE
Barnyardgrass/Junglerice (including propanil and/or FACET resistant barnyardgrass)	<i>Echinochloa crus-galli/</i>	2 leaf up to 5 leaf	0.4
	<i>Echinochloa colona</i>	5 leaf through 1 tiller	0.53
		Up to 3 tillers	0.57
Late Application Barnyardgrass/Junglerice Suppression	<i>Echinochloa crus-galli/</i> <i>Echinochloa colona</i>	3 tillers to early booting	0.67
Baronet grass (bayonet grass) – POST FLOOD ONLY	<i>Echinochloa pungens</i>	1 to 3 tillers	0.57 – 0.67
Annual Rice Flatsedge	<i>Cyperus iria</i>	1 leaf up to 4 leaf	0.4 – 0.57
Dayflower	<i>Commelina communis</i>	1 leaf up to 4 leaf	0.4 – 0.57
Ducksalad	<i>Heteranthera</i> spp.	1 leaf up to "spoon leaf"	0.4 – 0.57
Gooseweed	<i>Sphenoclea zeylanica</i>	1 leaf up to 4 leaf	0.4 – 0.57
Hemp Sesbania	<i>Sesbania exaltata</i>	3 to 18 inches	0.4 – 0.57
Johnsongrass	<i>Sorghum halepense</i>	3 to 24 inches	0.4 – 0.57
Jointvetch			
Indian	<i>Aeschynomene indica</i>	3 to 18 inches	0.4 – 0.57
Northern	<i>Aeschynomene virginica</i>	3 to 18 inches	0.4 – 0.57
Smartweed, Pennsylvania	<i>Polygonum pennsylvanicum</i>	1 to 4 inches	0.4 – 0.57
Waterhyssop	<i>Bacopa rotundifolia</i>	1 leaf up to 4 leaf	0.4 – 0.57
WEEDS SUPPRESSED	SCIENTIFIC NAME	WEED SIZE	RATES OUNCES/ACRE
Barnyardgrass, perennial	<i>Echinochloa polystachya</i>	Up to 2 tillers	0.53 – 0.57
Alligatorweed	<i>Alternanthera philoxeroides</i>	Up to 10 inch runners	0.53 – 0.57
Eclipta	<i>Eclipta</i> spp.	1 leaf up to 4 leaf	0.4 – 0.57
Knotgrass - POST FLOOD ONLY	<i>Paspalum ditichum</i>	Up to heading	0.53 – 0.57
Morningglory			
Entireleaf	<i>Ipomoea hederacea</i>	1 to 4 inches	0.4 - 0.57
Pitted	<i>Ipomoea lacunosa</i>	1 to 4 inches	0.4 – 0.57
Pigweeds	<i>Amaranthus</i> spp.	1 to 12 inches	0.4 – 0.57
Redstem	<i>Ammannia</i> spp.	1 to 4 inches	0.4 – 0.57
Smartweed, Pennsylvania	<i>Polygonum pennsylvanicum</i>	4 to 24 inches	0.4 – 0.57
Texas/Mexicanweed	<i>Caperonia</i> spp.	1 leaf up to 4 leaf	0.4 – 0.57
Adjuvant: Application of REGIMENT must include a surfactant unless otherwise specified in another section of this label or in supplemental labeling. Refer to the Valent bulletin "Approved Surfactants for use with REGIMENT" for a list of approved surfactants and rates. Use of surfactants other than the ones specified is done at the sole risk of the user. Under some adverse conditions the addition of UAN to the approved surfactants may improve control or suppression of listed weeds. Refer to Valent product bulletin "Approved Surfactants For Use With REGIMENT" for additional information.			

**DRY-SEEDED OR WATER-SEEDED RICE - U.S. RICE GROWING REGIONS
(Except California)**

- X Except where noted, REGIMENT may be applied to rice after the 3-leaf (3rd leaf fully expanded) stage of development until the panicle initiation (green ring/just prior to joint movement) stage of development. Do not apply to rice before the 3rd leaf is fully expanded, except in the early postemergence split application technique where it can be applied at a reduced rate to rice in the 2-leaf stage of development (2nd leaf fully expanded), or after panicle initiation. Regardless of seeding method, rice must have the 3rd leaf fully expanded, except where noted and the root system must be completely below the soil surface prior to REGIMENT application. Medium grain varieties may be more sensitive to REGIMENT than long grain varieties. Pubescent (hairy) leaf varieties may be more sensitive to REGIMENT than glabrous (smooth) leaf varieties, as may be varieties with low seedling vigor. **Do not apply to the rice variety Bengal.**
- X **Pre-Flood Application:** At application, the soil should be wet to the surface and the weeds actively growing. Following application, wait at least one day for herbicide uptake, then establish the permanent flood as soon as the rice will tolerate flooding. Under conditions in which the permanent flood is delayed, flush as necessary to maintain rice growth and maintain moisture in the weed root zone in order to ensure active weed growth. If soil is allowed to dry after application, a reduction in efficacy and/or weed re-growth may occur. Establishing the permanent flood 2 to 7 days after application will optimize weed control. Reinfestation of weeds and/or weed re-growth may occur if a permanent flood is not established in a timely manner.
- X **Post-Flood Application:** Prior to application, the floodwater must be lowered so that at least 70% of the weed plant surface is above the floodwater. Failure to do so will result in insufficient weed control. Bring the field to normal flood level 2 to 3 days after application.
- X When nighttime temperatures are below 60°F for 3 or more consecutive nights before or after REGIMENT application, loss of weed control and/or weed re-growth may occur.
- X Refer to the table "Product Use Rates/Weed".
- X Use the upper end of the recommended use rate range when weed populations are approaching the maximum controllable size and/or weed infestation is severe. When weed populations are severe, a second application of REGIMENT or another herbicide may be necessary.
- X Multiple applications of REGIMENT may be made as long as the total seasonal amount does not exceed 1.06 oz. per acre and at least 3 weeks elapse between applications.
- X **Late Application Barnyardgrass Suppression:** When barnyardgrass develops to stages between 4-tiller and booting, a negative influence on yield has already occurred. Controlling or suppressing barnyardgrass at these stages will maximize the remaining yield potential and reduce weed seed production.
- X **Suppression of Knotgrass:** Make application after the rice is in permanent flood and 70% of the knotgrass is above the flood level. Make application prior to knotgrass heading.
- X REGIMENT may be used on CLEARFIELD® and hybrid varieties.

TANK MIX APPLICATIONS

REGIMENT may be tank mixed with 2,4-D, BLAZER®, BOLERO 8 EC, COMMAND 3ME, DIMILIN®, FACET, FURY®, GRANDSTAND® R, KARATE® or KARATE® Z, LONDAX®, MCPA, PERMIT®, PROWL 3.3 EC, QUADRIS® and RICE STAR™ HT. Tank mixing with AIM™ may cause antagonism to the activity of REGIMENT. Due to the potential for antagonism, a subsequent application of REGIMENT or another herbicide may be necessary. If this tank mixture is utilized, use the REGIMENT rate that corresponds to the next largest barnyardgrass/junglerice size as compared to the size of the barnyardgrass/junglerice in the field and do not exceed 1.0 oz. of AIM per acre. If tank mixing with FACET, use the surfactants recommended for use with REGIMENT. Do not use a crop oil concentrate surfactant with REGIMENT alone or in combination with other herbicides or insecticides. Read and carefully observe the label claims, cautionary statements, rates and all other information on the labels of products to be used in tank mixture. Use according to the most restrictive label directions of each product in the mixture. **Do not tank mix REGIMENT with malathion, methyl parathion, propanil or herbicidal mixtures which contain propanil because antagonism and/or injury will occur.** Do not make an application of methyl parathion or malathion within 7 days of a REGIMENT application. Tank mixing or use of REGIMENT with any other product which is not specifically and expressly authorized by the label shall be the exclusive risk of the user, applicator and/or application advisor. For further information regarding tank mixtures see the "Resistance Management" section of the label.

METHOD OF APPLICATION

REGIMENT is a contact herbicide and does not have any systemic activity and thus, thorough coverage is essential for acceptable weed control. Inadequate coverage will result in unacceptable weed control and/or weed re-growth. Uniformly apply REGIMENT or REGIMENT tank mixes by aircraft in **no less than 10 gallons** of water per acre total spray volume or by ground equipment in a minimum of 15 to 20 gallons of water per acre total spray volume. Any factor, such as reduced spray volume, which adversely affects coverage and canopy penetration will have a negative effect on the performance of REGIMENT. Use nozzle types and nozzle arrangements which will provide maximum coverage and minimize the potential for off target movement of spray particles. Droplet size for both **ground and air** applications should be in the "Medium" size category as defined in the August 1999 ASAE S572 publication entitled, "Spray Nozzle Classification by Droplet Spectra". Refer to that publication for additional information. When making application with ground equipment, use flat fan nozzles only. Do not use air inducting or flood type nozzles. Do not use ditch water, turbid or high sediment water in spray equipment. Buffer application water if the pH is above 7.0 or below 6.0. (Refer to label section "Spray Drift").

MIXING AND SPRAYING EQUIPMENT PREPARATION AND CLEANUP

PRECAUTION: DO NOT USE CHLORINE BLEACH WITH AMMONIA. REMOVE ALL TRACES OF LIQUID FERTILIZER CONTAINING ANY FORM OF AMMONIA OR AMMONIUM BEFORE ADDING ANY CHLORINE SOURCE SUCH AS CHLORINE BLEACH.

Prior to using REGIMENT, thoroughly drain, clean, and rinse all mixing and spraying equipment that will come in contact with REGIMENT. Follow the cleanup procedures recommended by the manufacturer of the previously sprayed product. Failure to remove all deposits of previously sprayed products may result in collection of REGIMENT residues and inhibit cleanup of mixing and spraying equipment after REGIMENT use. Failure to remove all deposits of previously sprayed products may also result in a reduction in the efficacy of REGIMENT or crop injury.

Residual amounts of herbicide in or on mixing or spraying equipment may have an adverse effect on subsequently sprayed crops. Thoroughly drain, clean and rinse all mixing and spraying equipment including tanks, booms, hoses, strainers, screens, and nozzles immediately after use. Use the following procedure:

1. Remove all physical residues
2. Thoroughly drain and rinse tanks, booms, and hoses with clean water.
3. Fill the tank one half full of clean water and use a spraying/mixing tank cleaner that DOES NOT contain chlorine. Fill the remainder of the tank with clean water. Let agitate/recirculate according to the directions of the cleaner manufacturer. Thoroughly flush the boom and hoses before draining.
4. Rinse all hoses, tanks, nozzles, strainers, and booms with clean water to remove the tank cleaner. Follow the directions provided by the tank cleaner manufacturer.
5. Fill the tank half full of clean water and add one (1) gallon of 3% active household ammonia for every 100 gallons of water the tank will hold. Fill the remainder of the tank with clean water and allow the solution to agitate/recirculate for 15 minutes. Thoroughly flush the ammonia cleaning solution through the boom, hoses, nozzles, screens, and strainers before draining the tank.
6. Remove the strainers, nozzles, and screens and clean separately in a solution of household ammonia and water.
7. Replace the strainer(s), nozzles, and screens.
8. Repeat Step 5.
9. Thoroughly rinse the tank with clean water and flush the water through the boom, nozzles and hoses in order to remove all traces of ammonia.
10. Dispose of the rinsate on site or at an approved waste disposal facility.

REGIMENT may remain in the spray or mixing tank for up to 3 days following mixing without loss of activity. If the spray solution is allowed to sit, thoroughly agitate before use. Carefully follow clean out instructions after the tank is emptied.

SPRAY DRIFT MANAGEMENT

Do not allow spray from ground or aerial equipment to drift onto adjacent land or crops. The interaction of many equipment and weather related factors determine the potential for spray drift. The applicator and the grower are responsible for considering all factors involved in minimizing drift potential. **When drift may be a problem, do everything possible to reduce spray drift, including:**

1. Do not spray if wind speed is greater than 8 mph. If sensitive crops or plants are downwind, extreme caution must be used under all conditions.
2. The distance of the outer most nozzles on the boom must not exceed 3/4 the length of the wingspan or rotor.
3. Nozzles must always point backward parallel with the air stream and never be pointed downwards more than 45 degrees. Where states have more stringent regulations, they should be observed.
4. Do not apply under conditions involving possible drift to food, forage or other plantings that might be damaged or the crops thereof rendered unfit for sale, use or consumption.
5. When making tank mixture application follow the most restrictive label directions, including application buffer zones, of each product in the mixture.

Importance of Droplet size

The best drift management strategy is to apply the largest droplets that provide sufficient coverage and control. Use nozzle types and nozzle arrangements that will provide maximum coverage and minimize the potential for off target movement of spray particles. Droplet size for both ground and air applications should be in the "Medium" size category as defined in the August 1999 ASAE S572 publication entitled, "Spray Nozzle Classification by Droplet Spectra". Refer to that publication for additional information. Regardless of droplet size, if applications are made improperly, or under unfavorable environmental conditions there will be off target movement of spray particles. (see Wind, Temperature and Humidity, and Temperature Inversion sections of this label).

Controlling Droplet size

Volume: use high flow rate nozzles that produce medium droplets to apply the highest practical spray volume.

Pressure: use the lower spray pressures recommended for the nozzle and do not exceed the manufacturer's recommended pressure. Higher pressure reduces droplet size and does not improve canopy penetration. When higher flow rates are needed, use higher flow rate nozzles instead of increasing pressure.

Number of nozzles: use the minimum number of nozzles that provide uniform coverage.

Nozzle Orientation: orienting nozzles so that the spray is released backwards, parallel to the airstream will produce larger droplets than other orientations. Significant deflection from the horizontal will reduce droplet size and increase drift potential.

Nozzle type: use a nozzle type that is designed for the intended application. Do not use air inducing or flood type nozzles.

Boom length: for some use patterns reducing the effective boom length to less than 3/4 of the wingspan or rotor length may further reduce drift without reducing swath width.

Application: applications should not be made at a height greater than 10 feet above the top of the largest plants unless a greater height is required for aircraft safety. Making applications at the lowest height that is safe reduces exposure of droplets to evaporation and wind.

Swath Adjustment

When applications are made with a cross wind, the swath will be displaced downwind. Therefore, on the up and downwind edges of the field, the applicator must compensate for this displacement by adjusting the path of the aircraft upwind. Swath adjustment distance should increase, with increasing drift potential (higher wind, smaller drops, etc.).

Wind

Variable wind speeds with changing directions may pose the largest potential for drift damage if crops other than rice are adjacent to the field to be sprayed. Drift potential is lowest between wind speeds of 2 to 8 mph. However, many factors, including droplet size and equipment type determine drift potential at any given speed. Application should be avoided below 2 mph due to variable wind direction and high inversion potential. Note: Local terrain can influence wind patterns. Every applicator should be familiar with local wind patterns and how they affect drift.

Temperature and Humidity

When making applications in low relative humidity, set up equipment to produce larger droplets to compensate for evaporation but they still should remain within the medium droplet size category. Droplet evaporation is most severe when conditions are both hot and dry.

Temperature Inversions

Do not spray at times when spray particles may be entrained into a temperature inversion layer. If inversion conditions are suspected, consult with local weather services before making an application. Applications should not occur during temperature inversion, because drift potential is high. Temperature inversions restrict vertical air mixing, which causes small suspended droplets to remain in a concentrated cloud. This cloud can move in unpredictable directions due to the light variable winds common during inversions. Temperature inversions are characterized by increasing temperatures with altitude and are common on nights with limited cloud cover and light to no wind. They begin to form as the sun set and often continue into the morning. Their presence can be indicated by ground fog; however, if fog is not present, inversions can also be identified by the movement of smoke from a ground source or an aircraft smoke generator. Smoke that layers and moves laterally in a connected cloud (under low wind conditions) indicates an inversion, while smoke that moves upwards and rapidly dissipates indicates good vertical air mixing.

Sensitive Areas

The pesticide should only be applied when the potential for drift to adjacent sensitive areas (e.g., residential areas, bodies of water, known habitat for threatened or endangered species, non-target crops) is minimal (e.g., when wind is blowing away from the sensitive areas).

MIXING INSTRUCTIONS

Water Soluble Packaging

The bag contains water soluble packets of REGIMENT. Do not handle the packets with wet gloves or allow the packets to become wet prior to mixing. If all packets are not used, close and reseal outer container to protect remaining packet(s). Do not add any liquid fertilizers, micronutrients or adjuvants to the spray solution until after the water soluble packets and their contents have completely dissolved. Water soluble packet(s) should completely dissolve in approximately five minutes. Dissolution rate may be slowed by cold water, lack of agitation, or water containing high concentrations of boron or sulfur. High concentration of boron or sulfur may result in spray screen or nozzle clogging due to the incomplete dissolution of the water soluble packet material.

- X Partially fill tank with water to approximately the half way mark.
- X Begin agitation.
- X Add REGIMENT water soluble packets and make sure that they have dissolved completely before proceeding.
- X Add approved surfactant*.
- X Add tank mix partner (if any) in the following order.
 - water soluble packets (preferably added before the surfactant)
 - water dispersible granules/wettable powder
 - soluble powders
 - suspension concentrate
 - emulsifiable concentrate
- X Fill remainder of tank.

*If foaming is anticipated, add defoamer prior to the addition of the surfactant.

RESISTANCE MANAGEMENT

REGIMENT is a Group 2 herbicide. Any weed population may contain or develop plants naturally resistant to herbicides in various mode of action classes. Resistant biotypes may eventually dominate the weed population if the same class of chemistry/mode of action herbicides are used repeatedly in the same field or in successive years. These resistant biotypes may not be adequately controlled by herbicides in a mode of action class for which resistance has developed. A gradual or total loss of weed control may occur over time. Other resistance mechanisms that are not linked to site of action, such as enhanced metabolism, may also exist. Appropriate resistance management strategies should be followed.

TO DELAY HERBICIDE RESISTANCE

- REGIMENT is a Group 2 herbicide.
- Avoid the use of herbicides that have a similar target site mode of action in consecutive years. Herbicide use should be based on an IPM program that includes scouting, record keeping, and consideration of cultivation practices, water management, weed free crop seed, crop rotation, and other chemical or cultural control practices.
- Monitor treated weed population for resistance development and report suspected resistance.
- Contact your local extension or crop expert (advisor) for any additional pesticide resistance management and/or IPM recommendations for specific crops and weed biotypes.
- For further information contact Valent U.S.A. Corporation at the following toll free number: 1-800-682-5368.

USE PRECAUTIONS

- X Water drained directly from treated fields must not be used to irrigate other crops.
- X DO NOT double spray ends of field.
- X DO NOT apply more than 1.06 oz. of REGIMENT per acre per year. DO NOT apply to second crop (stubble/ratoon crop) rice.
- X REGIMENT is a contact herbicide which is not soil active and does not provide residual activity. Reinfestation of weeds may occur if a permanent flood is not established in a timely manner.
- X Any environmental (e.g., temperature, drought, etc.) or other stress (e.g., herbicide injury, fertilizer injury or nutrient deficiencies, etc.) factors which decrease plant metabolism and growth may reduce REGIMENT efficacy and increase rice injury. DO NOT APPLY TO STRESSED RICE OR WEEDS.
- X Temporary injury, chlorosis and/or stunting may occur after application but injury is transient. Fertilizer top-dressing will speed temporary injury recovery. Medium grain varieties may be more sensitive than long grain varieties. Pubescent (hairy) leaf varieties may be more sensitive to REGIMENT than glabrous (smooth) leaf varieties.
- X Varieties with low seedling vigor such as the Japanese cultivars and M-206 may be more sensitive to REGIMENT, especially under stress conditions.
- X Water-seeded rice that has not fully pegged (rice root system not completely below the soil surface) is susceptible to significant injury from REGIMENT, regardless of number of leaves.
- X DO NOT use REGIMENT on the first rice crop grown in fields that have been land leveled resulting in severe cut and heavy fill areas (does not apply to maintenance leveling).
- X REGIMENT is a contact herbicide and does not have any systemic activity and thus, thorough coverage is essential for acceptable weed control. Inadequate coverage will result in unacceptable weed control and/or weed re-growth.
- X When weed populations are severe, a second application of REGIMENT or another herbicide may be necessary.
- X Do not make an application of methyl parathion or malathion within 7 days of a REGIMENT application.
- X Do not apply to rice paddies where commercial crayfish farming is practiced.

STORAGE AND DISPOSAL

Do not contaminate water, food or feed by storage or disposal.

PESTICIDE STORAGE

Store in a cool dry place.

Keep pesticide in original container.

Keep container closed when not in use.

Do not put concentrate or dilute into food or drink containers.

Not for use or storage in or around the home.

For help with any spill, leak, fire or exposure involving this material, call day or night 1-800-892-0099.

PESTICIDE DISPOSAL

Waste resulting from the use of this product may be disposed of on site or at an approved waste disposal facility.

CONTAINER HANDLING

Nonrefillable outer bag. Do not reuse or refill the outer bag. Then dispose of outer bag in a sanitary landfill, or by incineration, or if allowed by state and local authorities, by burning. If burned stay out of smoke.

Copyright© 2010 by Valent U.S.A. Corporation

Regiment and *Bolero* are registered trademarks of Kumiai Chemical Industry Co., Ltd.

Aim, Command and Fury are trademarks of FMC Corporation

Blazer is a registered trademark of United Phosphorus Inc.

Clearfield is a registered trademark of BASF

Dimilin is a registered trademark of Uniroyal Chemical Co.

Facet and Prowl are registered trademarks of BASF Ag

Grandstand is a registered trademark of Dow AgroSciences

Karate and Quadris are registered trademarks of Syngenta

Londax is a registered trademark of E.I. du Pont de Nemours and Co., Inc.

Permit is a registered trademark of Monsanto

Rice Star is a trademark of Bayer Crop Science

Manufactured for:

Valent U.S.A. Corporation

P.O. Box 8025

Walnut Creek, CA 94596-8025

www.valent.com

Made in U.S.A.

EPA Reg. No. 59639-105

EPA Est.

059639-00105.20101207.REG.NOTIF

20
33

[Sub Label 2]
REGIMENT® Herbicide
For California only



GROUP	2	HERBICIDE
-------	---	-----------

NOTIFICATION

Regiment[®]
(HERBICIDE)

For use on rice in California only.

Active Ingredient	By Wt.
*Bispyribac-sodium.....	80.0%
Other Ingredients.....	20.0%
	<u>100.0%</u>

*Sodium 2,6-bis[(4,6-dimethoxypyrimidin-2-yl)oxy]benzoate

KEEP OUT OF REACH OF CHILDREN

CAUTION

SEE BELOW FOR ADDITIONAL PRECAUTIONARY STATEMENTS

NET WEIGHT 4.8 OUNCES (24/2 OUNCE PACKETS/BAG)

PRECAUTIONARY STATEMENTS HAZARDS TO HUMANS & DOMESTIC ANIMALS

CAUTION

Causes moderate eye irritation. Harmful if swallowed or absorbed through skin. Avoid contact with eyes, skin or clothing. Avoid breathing dust or spray mist.

FIRST AID

- If swallowed :**
 - Call a poison control center or doctor immediately for treatment advice.
 - Have person sip a glass of water if able to swallow.
 - Do not induce vomiting unless told to do so by the poison control center or doctor.
 - Do not give anything by mouth to an unconscious person.
- If in eyes:**
 - Hold eye open and rinse slowly and gently with water for 15-20 minutes.
 - Remove contact lenses, if present, after the first 5 minutes, then continue rinsing eye.
 - Call a poison control center or doctor for treatment advice.
- If on skin or clothing:**
 - Take off contaminated clothing.
 - Rinse skin immediately with plenty of water for 15-20 minutes.
 - Call a poison control center or doctor for treatment advice.
- If inhaled:**
 - Move person to fresh air.
 - If person is not breathing, call 911 or an ambulance, then give artificial respiration, preferably by mouth-to-mouth, if possible.
 - Call a poison control center or doctor for further treatment advice.

HOT LINE NUMBER

Have the product container or label with you when calling a poison control center or doctor, or going for treatment. You may also contact **1-800-892-0099** for emergency medical treatment information

PERSONAL PROTECTIVE EQUIPMENT (PPE):

Some materials that are chemical-resistant to this product are listed below. If you want more options, follow instructions for category A on an EPA chemical resistant category selection chart.

Applicators and other handlers must wear: long-sleeved shirt and long pants, chemical resistant gloves such as Barrier Laminate or Butyl Rubber ≥14 mils or Nitrile Rubber ≥ 14 mils or Viton ≥ 14 mils, shoes plus socks. Follow manufacturer's instructions for cleaning/maintaining PPE. If no such instructions for washables, use detergent and hot water. Keep and wash PPE separately from other laundry.

USER SAFETY RECOMMENDATIONS

Users should:

- X Wash hands before eating, drinking, chewing gum, using tobacco or using the toilet.
- X Remove clothing immediately if pesticide gets inside. Then wash thoroughly and put on clean clothing.
- X Remove PPE immediately after handling this product. Wash the outside of gloves before removing. As soon as possible, wash thoroughly and change into clean clothing.

23
33

ENVIRONMENTAL HAZARDS

This product is toxic to non-target plants. For terrestrial uses, do not apply directly to water, or to areas where surface water is present or intertidal areas below the mean high water mark. Do not contaminate water by cleaning of equipment or disposal of equipment washwaters.

DIRECTIONS FOR USE

It is a violation of Federal Law to use this product in a manner inconsistent with its labeling.

READ ENTIRE LABEL. USE STRICTLY IN ACCORDANCE WITH PRECAUTIONARY STATEMENTS AND DIRECTIONS, AND WITH APPLICABLE STATE AND FEDERAL REGULATIONS.

Do not apply this product in a way that will contact workers or other persons, either directly or through drift. Only protected handlers may be in the area during application. For any requirements specific to your State or Tribe, consult the agency responsible for pesticide regulation.

AGRICULTURAL USE REQUIREMENTS

Use this product only in accordance with its labeling and with the Worker Protection Standard, 40 CFR part 170. This Standard contains requirements for the protection of agricultural workers on farms, forests, nurseries, and greenhouses, and handlers of agricultural pesticides. It contains requirements for training, decontamination, notification, and emergency assistance. It also contains specific instructions and exceptions pertaining to the statements on this label about personal protective equipment (PPE), and restricted-entry interval. The requirements in this box only apply to uses of this product that are covered by the Worker Protection Standard.

Do not enter or allow worker entry into treated areas during the restricted-entry interval (REI) of 12 hours.

PPE required for early entry to treated areas that is permitted under the Worker Protection Standard and that involves contact with anything that has been treated, such as plants, soil, or water, is: coveralls, chemical resistant gloves, such as Barrier Laminate or Butyl Rubber \geq 14 mils or Nitrile Rubber \geq 14 mils or Viton \geq 14 mils and shoes plus socks.

24
33

**DISCLAIMER, RISKS OF USING THIS PRODUCT,
LIMITED WARRANTY
AND LIMITATION OF LIABILITY**

IMPORTANT: Read the entire Label including this Disclaimer, Risks of Using this Product, Limited Warranty, and Limitation of Liability before using this product. If the terms are not acceptable THEN DO NOT USE THE PRODUCT; rather, return the unopened product within 15 days of purchase for a refund of the purchase price.

RISKS OF USING THIS PRODUCT

The Buyer and User (referred to collectively herein as "Buyer") of this product should be aware that there are inherent unintended risks associated with the use of this product which are impossible to eliminate. These risks include, but are not limited to, injury to plants and crops to which this product is applied, lack of control of the target pests or weeds, resistance of the target pest or weeds to this product, injury caused by drift, and injury to rotational crops caused by carryover in the soil. Such risks of crop injury, non-performance, resistance or other unintended consequences are unavoidable and may result because of such factors as weather, soil conditions, disease, moisture conditions, irrigation practices, condition of the crop at the time of application, presence of other materials either applied in the tank mix with this product or prior to application of this product, cultural practices or the manner of use or application, (or a combination of such factors) all of which are factors beyond the control of Valent. The Buyer should be aware that these inherent unintended risks may reduce the harvested yield of the crop in all or a portion of the treated acreage, or otherwise affect the crop such that additional care, treatment and expense are required to take the crop to harvest. If the Buyer chooses not to accept these risks, THEN THIS PRODUCT SHOULD NOT BE APPLIED. By applying this product Buyer acknowledges and accepts these inherent unintended risks AND TO THE FULLEST EXTENT ALLOWED BY LAW AGREES THAT ALL SUCH RISKS ASSOCIATED WITH THE APPLICATION AND USE ARE ASSUMED BY THE BUYER.

Valent shall not be responsible for losses or damages (including, but not limited to, loss of yield, increased expenses of farming the crop or such incidental, consequential or special damages that may be claimed) resulting from use of this product in any manner not set forth on the label. Buyer assumes all risks associated with the use of this product in any manner or under conditions not specifically directed or approved on the label.

LIMITED WARRANTY

Valent warrants only that this product conforms to the chemical description on the label and is reasonably fit for the purposes stated in the label, under average use conditions, when used strictly in accordance with the label and subject to the Risks of Using This Product as described above. To the extent consistent with applicable law AND AS SET FORTH ABOVE, VALENT MAKES NO OTHER WARRANTIES, EITHER EXPRESSED OR IMPLIED. No agent or representative of Valent or Seller is authorized to make or create any other express or implied warranty.

LIMITATION OF LIABILITY

To the fullest extent allowed by law, Valent or Seller is not liable for any incidental, consequential, indirect or special damages resulting from the use or handling of this product. The limitation includes, but is not limited to, loss of yield on all or any portion of the treated acreage, increased care, treatment or other expenses required to take the crop to harvest, increased finance charges or altered finance ratings, emotional or mental distress and/or exemplary damages. TO THE FULLEST EXTENT ALLOWED BY LAW THE EXCLUSIVE REMEDY OF THE BUYER, AND THE EXCLUSIVE MAXIMUM LIABILITY OF VALENT OR SELLER FOR ANY AND ALL CLAIMS, LOSSES, INJURIES OR DAMAGES (INCLUDING CLAIMS BASED ON BREACH OF WARRANTY, CONTRACT, NEGLIGENCE, TORT, STRICT LIABILITY OR OTHERWISE) RESULTING FROM THE USE OR HANDLING OF THIS PRODUCT SHALL BE THE RETURN OF THE PURCHASE PRICE OF THIS PRODUCT OR, AT THE ELECTION OF VALENT OR SELLER, THE REPLACEMENT OF THE PRODUCT.

PROMPT NOTICE OF CLAIM

To the extent consistent with applicable law allowing such requirements, Valent must be provided prompt notice as soon as Buyer has reason to believe it may have a claim, but in no event later than twenty-one days from date of planting, or twenty-one days from the date of application, whichever is latter, so that an immediate inspection of the affected property and growing crops can be made.

To the extent consistent with applicable law, if Buyer does not notify Valent of any claims, in such period, it shall be barred from obtaining any remedy.

NO AMENDMENTS

Valent and Seller offer this product, and Buyer accepts it, subject to the foregoing Disclaimer, Risks of Using This Product, Limited Warranty and Limitation of Liability, which may not be modified by any oral or written agreement.

TANK MIXES

NOTICE: Tank mixing of this product with any other product which is not specifically and expressly authorized by the label shall be the exclusive risk of user, applicator and/or application advisor, to the extent allowed by applicable law.

Read and follow the entire label of each product to be used in the tank mix with this product.

25
33

GENERAL INFORMATION

Do not apply this product through any type of irrigation system.

REGIMENT is a selective, postemergence contact herbicide which provides control of many weeds infesting rice. It has an exceptionally wide window of application and should be used as an integral part of a weed control program in conjunction with a resistance management strategy*. The mode of action is the inhibition of the acetolactate synthase (ALS) enzyme, and thus, activity is relatively slow, 14 to 21 days for complete control. Susceptible weeds turn yellow and stop growing 3 to 7 days after treatment. Browning of sensitive weeds is evident in 7 to 14 days after treatment with death of the stem and roots occurring within 14 to 21 days after treatment. REGIMENT is not a residual/soil active herbicide and will not prevent reinfestation of weeds which germinate after application. Thorough application spray coverage of weed foliage is needed for acceptable control. REGIMENT is rainfast 8 hours after application. Temporary injury to rice may occur after application, but injury is transient and yields are not adversely affected. Fertilizer top-dressing will speed temporary injury recovery.

*See resistance management statement on this label.

PRODUCT USE RATES/WEEDS			
WEEDS CONTROLLED	SCIENTIFIC NAME	WEED SIZE	RATES OUNCES/ACRE
Watergrass	<i>Echinochloa crus-galli</i> var. <i>oryzicola</i>	2 leaf up to 2 tillers	0.53
Barnyardgrass	<i>Echinochloa oryzoides</i> <i>Echinochloa crus-galli</i>	2 leaf up to 2 tillers 2 leaf up to 3 tillers	
Watergrass, resistant biotypes	<i>Echinochloa crus-galli</i> var. <i>oryzicola</i> <i>Echinochloa oryzoides</i> <i>Echinochloa phyllopogon</i>	5 leaf up to 2 tillers 5 leaf up to 2 tillers 5 leaf up to 2 tillers	0.67 – 0.8 0.8
Arrowhead, California	<i>Sagittaria montevidensis</i> spp. <i>Calycina</i>	1 leaf up to flower initiation	0.53 – 0.67
Ducksalad	<i>Heteranthera</i> spp.	1 leaf up to "spoon leaf"	0.53 – 0.67
Waterhyssop	<i>Bacopa rotundifolia</i>	1 leaf up to 4 leaf	0.53 – 0.67
Monochoria	<i>Monochoria vaginalis</i>	1 leaf up to flower initiation	0.53 – 0.67
Gregg's Arrowhead	<i>Sagittaria logiloba</i>	1 leaf up to flower initiation	0.53 – 0.67
Waterplantain	<i>Alisma triviale</i>	1 leaf up to flower initiation	0.53 – 0.67
WEEDS SUPPRESSED	SCIENTIFIC NAME	WEED SIZE	RATES OUNCES/ACRE
Redstem	<i>Ammannia</i> spp.	1 to 4 inches	0.53 – 0.67
Ricefield Bulrush	<i>Scirpus mucronatus</i>	2 leaf up to flower initiation	0.53 – 0.67
Smallflower Umbrellaplant	<i>Cyperus difformis</i>	1 to 4 inches	0.67 – 0.8
<p>Adjuvant: Application of REGIMENT must include a surfactant unless otherwise specified in another section of this label or in supplemental labeling. Refer to the Valent bulletin "Approved Surfactants for use with REGIMENT" for a list of approved surfactants and rates. Use of surfactants other than the one specified is done at the sole risk of the user. (28% or 32% UAN (Urea Ammonium Nitrate) at 1% to 2% v/v maybe used in conjunction with an approved surfactant) Refer to the Valent Product Bulletin "Approved Surfactants for use with REGIMENT" for additional information.</p>			

DRY-SEEDED OR WATER-SEEDED

- X REGIMENT may be applied to rice after the 4-leaf stage of development until the panicle initiation (green ring/just prior to joint movement) stage of development. Do not apply to rice before the 4th leaf is fully expanded or after panicle initiation. Regardless of seeding method, rice must have the 4th leaf fully expanded and the root system must be completely below the soil surface prior to REGIMENT application.
- X **Pinpoint or Leathers Flood Culture:** After seeding rice into the initial (seedling) flood, drain the field when the root is approximately 1/4 inch long, but before shoot growth has been initiated. This will allow the root to peg (tack) to the soil. Apply REGIMENT after draining when the rice seedling is in at least the 4-leaf (fully expanded) stage and the root system is completely covered with soil. At application, the soil should be wet to the surface and the weeds actively growing. If soil is allowed to dry after application, a reduction in efficacy and/or weed re-growth may occur. Bring the field to pinpoint flood level 2 to 3 days after application. Prolonged drainage can stress the rice plant and/or allow for subsequent weed germination which could potentially result in yield reduction.
- X **Dry-Seeded Pre-Flood Culture:** At application, the soil should be wet to the surface and the weeds actively growing. Following application, wait at least one day for herbicide uptake then establish the permanent flood as soon as the rice will tolerate flooding. Under conditions in which the permanent flood is delayed, flush as necessary to maintain rice growth and maintain moisture in the weed root zone in order to ensure active weed growth. If soil is allowed to dry after application, a reduction in efficacy and/or weed re-growth may occur. Establishing the permanent flood 2 to 7 days after application will optimize weed control. Reinfestation of weeds and/or weed re-growth may occur if a permanent flood is not established in a timely manner.
- X **Post-Flood Application:** Prior to application, the floodwater must be lowered so that 70% of the weed plant surface is above the floodwater. Failure to do so will result in insufficient weed control. Bring the field to normal flood level 2 to 3 days after application.
- X When nighttime temperatures are below 55°F for 3 or more consecutive nights before or after REGIMENT application, loss of weed control and/or weed re-growth may occur.
- X Refer to Table 2: "Product Use Rate/Weed".
- X Use the upper end of the recommended use rate range when weed populations are approaching the maximum controllable size and/or weed infestation is severe. When weed populations are severe, a second application of REGIMENT or another herbicide may be necessary.
- X Multiple applications of REGIMENT may be made as long as the total seasonal amount does not exceed 1.06 oz. per acre and at least 3 weeks elapse between applications.
- X **Herbicide Resistant Watergrass Biotypes (Early and Late):** In localized specific areas, these species have exhibited resistance to various herbicides. If resistant species have been documented in your field(s), consult your crop advisor or local extension service for further information. Resistance management will prolong the usefulness of all rice herbicides.
- X When making application of REGIMENT for control of *Echinochloa phyllopogon* (rice mimic), use the 0.8 oz./A rate plus the appropriate surfactant. **Do not tank mix REGIMENT with insecticides or other herbicides.** In fields where there are severe populations of this species, it may be necessary to make an additional application of another herbicide such as propanil.
- X Do not use REGIMENT on the rice variety CM 101. Pubescent (hairy) leaf varieties are more sensitive to REGIMENT than glabrous (smooth) leaf varieties.
- X Varieties with low seedling vigor such as the Japanese cultivars and M-206 may be more sensitive to REGIMENT, especially under stress conditions.
- X Fertilizer top-dressing will speed recovery from any temporary injury that may occur.

TANK MIX APPLICATIONS

REGIMENT may be tank mixed with 2,4-D, ABOLISH®, BLAZER®, DIMILIN®, GRANDSTAND® CA, LONDAX®, MCPA, PROWL® 3.3 EC, QUADRIS®, SEMPRA®, WARRIOR® and WHIP® 360. Tank mixing with Grandstand CA may cause antagonism to the activity of REGIMENT. Due to the potential for antagonism, a subsequent application of REGIMENT or another herbicide may be necessary. Do not use a crop oil concentrate surfactant with REGIMENT alone or in combination with other herbicides or insecticides. Read and carefully observe the label claims, cautionary statements, rates and all other information on the labels of products to be used in tank mixture. Use according to the most restrictive label directions of each product in the mixture. **Do not tank mix REGIMENT with malathion or methyl parathion because antagonism and/or injury will occur.** Do not make an application of methyl parathion or malathion within 7 days of a REGIMENT application. Tank mixing or use of REGIMENT with any other product which is not specifically and expressly authorized by the label shall be the exclusive risk of the user, applicator and/or application advisor. For further information regarding tank mixtures see the "Resistance Management" section of the label.

METHOD OF APPLICATION

REGIMENT is a contact herbicide and does not have any systemic activity and thus, thorough coverage is essential for acceptable weed control. Inadequate coverage will result in unacceptable weed control and/or weed re-growth. Uniformly apply REGIMENT or REGIMENT tank mixes by aircraft in **no less than 10 gallons** of water per acre total spray volume or by ground equipment in a minimum of 15 to 20 gallons of water per acre total spray volume. Any factor, such as reduced spray volume, which adversely affects coverage and canopy penetration will have a negative effect on the performance of REGIMENT. Use nozzle types and nozzle arrangements which will provide maximum coverage and minimize the potential for off target movement of spray particles. Droplet size for both **ground and air** applications should be in the "Medium" size category as defined in the August 1999 ASAE S572 publication entitled, "Spray Nozzle Classification by Droplet Spectra". Refer to that publication for additional information. When making application with ground equipment, use flat fan nozzles only. Do not use air inducting or flood type nozzles. Do not use ditch water, turbid or high sediment water in spray equipment. Buffer application water if the pH is above 7.0 or below 6.0. (Refer to label section "Spray Drift").

MIXING AND SPRAYING EQUIPMENT PREPARATION AND CLEANUP

PRECAUTION: DO NOT USE CHLORINE BLEACH WITH AMMONIA. REMOVE ALL TRACES OF LIQUID FERTILIZER CONTAINING ANY FORM OF AMMONIA OR AMMONIUM BEFORE ADDING ANY CHLORINE SOURCE SUCH AS CHLORINE BLEACH.

Prior to using REGIMENT, thoroughly drain, clean, and rinse all mixing and spraying equipment that will come in contact with REGIMENT. Follow the cleanup procedures recommended by the manufacturer of the previously sprayed product. Failure to remove all deposits of previously sprayed products may result in collection of REGIMENT residues and inhibit cleanup of mixing and spraying equipment after REGIMENT use. Failure to remove all deposits of previously sprayed products may also result in a reduction in the efficacy of REGIMENT or crop injury.

Residual amounts of herbicide in or on mixing or spraying equipment may have an adverse effect on subsequently sprayed crops. Thoroughly drain, clean and rinse all mixing and spraying equipment including tanks, booms, hoses, strainers, screens, and nozzles immediately after use. Use the following procedure:

1. Remove all physical residues
2. Thoroughly drain and rinse tanks, booms, and hoses with clean water.
3. Fill the tank one half full of clean water and use a spraying/mixing tank cleaner that DOES NOT contain chlorine. Fill the remainder of the tank with clean water. Let agitate/recirculate according to the directions of the cleaner manufacturer. Thoroughly flush the boom and hoses before draining.
4. Rinse all hoses, tanks, nozzles, strainers, and booms with clean water to remove the tank cleaner. Follow the directions provided by the tank cleaner manufacturer.
5. Fill the tank half full of clean water and add one (1) gallon of 3% active household ammonia for every 100 gallons of water the tank will hold. Fill the remainder of the tank with clean water and allow the solution to agitate/recirculate for 15 minutes. Thoroughly flush the ammonia cleaning solution through the boom, hoses, nozzles, screens, and strainers before draining the tank.
6. Remove the strainers, nozzles, and screens and clean separately in a solution of household ammonia and water.

7. Replace the strainer(s), nozzles, and screens.
8. Repeat Step 5.
9. Thoroughly rinse the tank with clean water and flush the water through the boom, nozzles and hoses in order to remove all traces of ammonia.
10. Dispose of the rinsate on site or at an approved waste disposal facility.

REGIMENT may remain in the spray or mixing tank for up to 3 days following mixing without loss of activity. If the spray solution is allowed to sit, thoroughly agitate before use. Carefully follow clean out instructions after the tank is emptied.

SPRAY DRIFT MANAGEMENT

Do not allow spray from ground or aerial equipment to drift onto adjacent land or crops. The interaction of many equipment and weather related factors determine the potential for spray drift. The applicator and the grower are responsible for considering all factors involved in minimizing drift potential. **When drift may be a problem, do everything possible to reduce spray drift, including:**

When making either air or ground applications in of REGIMENT or REGIMENT tank mixtures adjacent to crops other than rice, the following buffer zones are required:

Aerial Application

- X DOWNWIND
- 1/4 mile (1320 ft.) when wind speeds are 2 – 5 mph
 - 1/2 mile (2640 ft.) when wind speeds are 6 – 8 mph

- X UPWIND
- 250 ft. when wind speeds are 2 – 8 mph

Ground Application

- X DOWNWIND
- 250 ft. when wind speeds are 2 – 8 mph

The following aerial drift reduction advisory information must be followed to avoid off-target drift movement from aerial applications to agricultural field crops.

1. Do not spray if wind speed is greater than 8 mph. If sensitive crops or plants are downwind, extreme caution must be used under all conditions.
2. The distance of the outer most nozzles on the boom must not exceed 3/4 the length of the wingspan or rotor.
3. Nozzles must always point backward parallel with the air stream and never be pointed downwards more than 45 degrees. Where states have more stringent regulations, they should be observed.
4. Do not apply under conditions involving possible drift to food, forage or other plantings that might be damaged or the crops thereof rendered unfit for sale, use or consumption.
5. When making tank mixture applications follow the most restrictive label directions, including application buffer zones, of each product in the mixture.
6. Nozzles should be at a minimum of 10 inches below the trailing edge of the wing on a fixed wing aircraft to avoid spray particles from being released into turbulent air.

Importance of Droplet size

The best drift management strategy is to apply the largest droplets that provide sufficient coverage and control. Use nozzle types and nozzle arrangements that will provide maximum coverage and minimize the potential for off target movement of spray particles. Droplet size for both ground and air applications should be in the "Medium" size category as defined in the August 1999 ASAE S572 publication entitled, "Spray Nozzle Classification by Droplet Spectra". Refer to that publication for additional information. Regardless of droplet size, if applications are made improperly or under unfavorable environmental conditions off target movement will occur. (see Wind, Temperature and Humidity, and Temperature Inversion sections of this label).

Controlling Droplet size

Volume: use high flow rate nozzles that produce medium droplets to apply the highest practical spray volume.

Pressure: use the lower spray pressures recommended for the nozzle and do not exceed the manufacturer's recommended pressure. Higher pressure reduces droplet size and does not improve canopy penetration. When higher flow rates are needed, use higher flow rate nozzles instead of increasing pressure.

Number of nozzles: use the minimum number of nozzles that provide uniform coverage.

Nozzle Orientation: orienting nozzles so that the spray is released backwards, parallel to the airstream will produce larger droplets than other orientations. Significant deflection from the horizontal will reduce droplet size and increase drift potential.

Nozzle type: use a nozzle type that is designed for the intended application. Do not use air inducing or flood type nozzles.

Boom length: for some use patterns reducing the effective boom length to less than 3/4 of the wingspan or rotor length may further reduce drift without reducing swath width.

Application: applications should not be made at a height greater than 10 feet above the top of the largest plants unless a greater height is required for aircraft safety. Making applications at the lowest height that is safe reduces exposure of droplets to evaporation and wind.

Swath Adjustment

When applications are made with a cross wind, the swath will be displaced downwind. Therefore, on the up and downwind edges of the field, the applicator must compensate for this displacement by adjusting the path of the aircraft upwind. Swath adjustment distance should increase, with increasing drift potential (higher wind, smaller drops, etc.).

Wind

Variable wind speeds with changing directions may pose the largest potential for drift damage if crops other than rice are adjacent to the field to be sprayed. Drift potential is lowest between wind speeds of 2 to 8 mph. However, many factors, including droplet size and equipment type determine drift potential at any given speed. Application should be avoided below 2 mph due to variable wind direction and high inversion potential. Note: Local terrain can influence wind patterns. Every applicator should be familiar with local wind patterns and how they affect drift.

Temperature and Humidity

When making applications in low relative humidity, set up equipment to produce larger droplets to compensate for evaporation but they still should remain within the medium droplet size category. Droplet evaporation is most severe when conditions are both hot and dry.

Temperature Inversions

Do not spray at times when spray particles may be entrained into a temperature inversion layer. If inversion conditions are suspected, consult with local weather services before making an application. Applications should not occur during temperature inversion, because drift potential is high. Temperature inversions restrict vertical air mixing, which causes small suspended droplets to remain in a concentrated cloud. This cloud can move in unpredictable directions due to the light variable winds common during inversions. Temperature inversions are characterized by increasing temperatures with altitude and are common on nights with limited cloud cover and light to no wind. They begin to form as the sun set and often continue into the morning. Their presence can be indicated by ground fog; however, if fog is not present, inversions can also be identified by the movement of smoke from a ground source or an aircraft smoke generator. Smoke that layers and moves laterally in a connected cloud (under low wind conditions) indicates an inversion, while smoke that moves upwards and rapidly dissipates indicates good vertical air mixing.

Sensitive Areas

The pesticide should only be applied when the potential for drift to adjacent sensitive areas (e.g., residential

3)
33

areas, bodies of water, known habitat for threatened or endangered species, non-target crops) is minimal (e.g., when wind is blowing away from the sensitive areas).

MIXING INSTRUCTIONS

Water Soluble Packaging

The bag contains water soluble packets of REGIMENT. Do not handle the packets with wet gloves or allow the packets to become wet prior to mixing. If all packets are not used, close and reseal outer container to protect remaining packet(s). Do not add any liquid fertilizers, micronutrients or adjuvants to the spray solution until after the water soluble packets and their contents have completely dissolved. Water soluble packet(s) should completely dissolve in approximately five minutes. Dissolution rate may be slowed by cold water, lack of agitation, or water containing high concentrations of boron or sulfur. High concentration of boron or sulfur may result in spray screen or nozzle clogging due to the incomplete dissolution of the water soluble packet material.

- X Partially fill tank with water to approximately the half way mark.
- X Begin agitation.
- X Add REGIMENT water soluble packets and make sure that they have dissolved completely before proceeding.
- X Add approved surfactant*.
- X Add tank mix partner (if any) in the following order.
 - water soluble packets (preferably added before the surfactant)
 - water dispersible granules/wettable powder
 - soluble powders
 - suspension concentrate
 - emulsifiable concentrate
- X Fill remainder of tank.

*If foaming is anticipated, add defoamer prior to the addition of the surfactant.

RESISTANCE MANAGEMENT

REGIMENT is a Group 2 herbicide. Any weed population may contain or develop plants naturally resistant to herbicides in various mode of action classes. Resistant biotypes may eventually dominate the weed population if the same class of chemistry/mode of action herbicides are used repeatedly in the same field or in successive years. These resistant biotypes may not be adequately controlled by herbicides in a mode of action class for which resistance has developed. A gradual or total loss of weed control may occur over time. Other resistance mechanisms that are not linked to site of action, such as enhanced metabolism, may also exist. Appropriate resistance management strategies should be followed.

TO DELAY HERBICIDE RESISTANCE

- REGIMENT is a Group 2 herbicide.
- Avoid the use of herbicides that have a similar target site mode of action in consecutive years. Herbicide use should be based on an IPM program that includes scouting, record keeping, and consideration of cultivation practices, water management, weed free crop seed, crop rotation, and other chemical or cultural control practices.
- Monitor treated weed population for resistance development and report suspected resistance.
- Contact your local extension or crop expert (advisor) for any additional pesticide resistance management and/or IPM recommendations for specific crops and weed biotypes.
- For further information contact Valent U.S.A. Corporation at the following toll free number: 1-800-682-5368.

USE PRECAUTIONS

- X Water drained directly from treated fields must not be used to irrigate other crops.
- X DO NOT double spray ends of field.
- X DO NOT apply more than 1.06 oz. of REGIMENT per acre per year. DO NOT apply to second crop (stubble/ratoon crop) rice.
- X REGIMENT is a contact herbicide which is not soil active and does not provide residual activity. Reinfestation of weeds may occur if a permanent flood is not established in a timely manner.
- X Any environmental (e.g., temperature, drought, etc.) or other stress (e.g., herbicide injury, fertilizer injury or

22
33

nutrient deficiencies, etc.) factors which decrease plant metabolism and growth may reduce REGIMENT efficacy and increase rice injury. DO NOT APPLY TO STRESSED RICE OR WEEDS.

- X Temporary injury, chlorosis and/or stunting may occur after application but injury is transient. Fertilizer top-dressing will speed temporary injury recovery. Medium grain varieties may be more sensitive than long grain varieties. Pubescent (hairy) leaf varieties may be more sensitive to REGIMENT than glabrous (smooth) leaf varieties.
- X Varieties with low seedling vigor such as the Japanese cultivars and M-206 may be more sensitive to REGIMENT, especially under stress conditions.
- X Water-seeded rice that has not fully pegged (rice root system not completely below the soil surface) is susceptible to significant injury from REGIMENT, regardless of number of leaves.
- X DO NOT use REGIMENT on the first rice crop grown in fields that have been land leveled resulting in severe cut and heavy fill areas (does not apply to maintenance leveling).
- X REGIMENT is a contact herbicide and does not have any systemic activity and thus, thorough coverage is essential for acceptable weed control. Inadequate coverage will result in unacceptable weed control and/or weed re-growth.
- X When weed populations are severe, a second application of REGIMENT or another herbicide may be necessary.
- X Do not make an application of methyl parathion or malathion within 7 days of a REGIMENT application.
- X Do not apply to rice paddies where commercial crayfish farming is practiced.

STORAGE AND DISPOSAL

Do not contaminate water, food or feed by storage or disposal.

PESTICIDE STORAGE

Store in a cool dry place.

Keep pesticide in original container.

Keep container closed when not in use.

Do not put concentrate or dilute into food or drink containers.

Not for use or storage in or around the home.

For help with any spill, leak, fire or exposure involving this material, call day or night 1-800-892-0099.

PESTICIDE DISPOSAL

Waste resulting from the use of this product may be disposed of on site or at an approved waste disposal facility.

CONTAINER HANDLING

Nonrefillable outer bag. Do not reuse or refill the outer bag. Then dispose of outer bag in a sanitary landfill, or by incineration, or if allowed by state and local authorities, by burning. If burned stay out of smoke.

33
33

Copyright© 2010 by Valent U.S.A. Corporation

Regiment is a Kumiai Chemical Industry Co., Ltd.
Abolish is a registered trademark of Valent USA Corporation
Blazer is a registered trademark of United Phosphorus Inc.
Dimilin is a registered trademark of Uniroyal Chemical
Grandstand is a registered trademark of Dow AgroSciences
Londax is a registered trademark of E.I. duPont de Nemours and Co., Inc.
Prowl is a registered trademark of BASF Ag
Quadris and Warrior are registered trademarks of Syngenta
Semptra is a registered trademark of Monsanto Company
Whip is a registered trademark of The Aventis Group

Manufactured for:
Valent U.S.A. Corporation
P.O. Box 8025
Walnut Creek, CA 94596-8025
www.valent.com

Made in U.S.A.

EPA Reg. No. 59639-105
EPA Est.

059639-00105.20101207.REG.NOTIF