

59639-105 1-29-2002

1/2



United States
Environmental Protection Agency
Washington, DC 20460

Registration
 Amendment
 Other

OPP Identifier Number
284176

Application for Pesticide - Section I

1. Company/Product Number 59639-105	2. EPA Product Manager James Tompkins	3. Proposed Classification <input type="checkbox"/> None <input type="checkbox"/> Restricted
4. Company/Product (Name) Regiment Herbicide	PM# 25	
5. Name and Address of Applicant (Include ZIP Code) Valent U.S.A. Corporation 1333 N. California Blvd., Suite 600 Walnut Creek, CA 94596-8025 <input type="checkbox"/> Check if this is a new address	6. Expedited Review. In accordance with FIFRA Section 3(c)(3)(b)(i), my product is similar or identical in composition and labeling to: EPA Reg. No. _____ Product Name _____	

Section - II

<input type="checkbox"/> Amendment - Explain below.	<input type="checkbox"/> Final printed labels in response to Agency letter dated _____	NOTIFICATION JAN 29 2002
<input type="checkbox"/> Resubmission in response to Agency letter dated _____	<input type="checkbox"/> "Me Too" Application.	
<input type="checkbox"/> Notification - Explain below.	<input type="checkbox"/> Other - Explain below.	

Explanation: Use additional page(s) if necessary. (For section I and Section II.)

NOTIFICATION: Addition of weeds and editing weed tables, lower wind speed for aerial application, raise timing for rainfastness, better explanation of tank mix application and corrected typographical errors.

Section - III

1. Material This Product Will Be Packaged In:				2. Type of Container	
Child-Resistant Packaging <input type="checkbox"/> Yes* <input type="checkbox"/> No	Unit Packaging <input type="checkbox"/> Yes <input type="checkbox"/> No	Water Soluble Packaging <input type="checkbox"/> Yes <input type="checkbox"/> No	<input type="checkbox"/> Metal <input type="checkbox"/> Plastic <input type="checkbox"/> Glass <input type="checkbox"/> Paper <input type="checkbox"/> Other (Specify) _____		
* Certification must be submitted		If "Yes" Unit Packaging wgt. No. per container	If "Yes" Package wgt. No. per container		
3. Location of Net Contents Information <input type="checkbox"/> Label <input type="checkbox"/> Container		4. Size(s) Retail Container		5. Location of Label Directions <input type="checkbox"/> On Label <input type="checkbox"/> On Labeling accompanying product	
6. Manner in Which Label is Affixed to Product <input type="checkbox"/> Lithograph <input type="checkbox"/> Paper glued <input type="checkbox"/> Stenciled				<input type="checkbox"/> Other _____	

Section - IV

1. Contact Point (Complete items directly below for identification of individual to be contacted, if necessary, to process this application.)		
Name Doina Bujor	Title Project Manager	Telephone No. (Include Area Code) (925) 256-2849
Certification I certify that the statements I have made on this form and all attachments thereto are true, accurate and complete. I acknowledge that any knowingly false or misleading statement may be punishable by fine or imprisonment or both under applicable law.		6. Date Application Received (Stamped)
2. Signature 	3. Title Project Manager	
4. Typed Name Doina Bujor	5. Date January 22, 2002	

1333 North California Blvd.
Suite 600
P.O. Box 8025
Walnut Creek, CA 94596-8025
(925) 256-2700



2/12

January 22, 2002
Regiment™ Herbicide
EPA Reg No. 59639-105
Notification
OPP. ID.No. 284176

NOTIFICATION

JAN 29 2002

CERTIFICATION STATEMENT

This notification is consistent with the provisions of PR Notice 98-10 and EPA regulations at 40 CFR 152.46, and no other changes have been made to the labeling or the confidential statement of formula of this product. I understand that it is a violation of 18 U.S.C. Sec. 1001 to willfully make any false statement to EPA. I further understand that if this notification is not consistent with the terms of PR Notice 98-10 and 40 CFR 152.46, this product may be in violation of FIFRA and I may be subject to enforcement action and penalties under sections 12 and 14 of FIFRA.

A handwritten signature in black ink, appearing to read "Doina Bujor". The signature is fluid and cursive.

Doina Bujor
Project Manager
Valent U.S.A. Corporation



Regiment™ (HERBICIDE)

Active Ingredient	By Wt.
*Bispyribac-sodium	
Sodium 2,6-bis[(4,6-dimethoxypyrimidin-2-yl)oxy]benzoate	80.0%
Other Ingredients	20.0%

KEEP OUT OF REACH OF CHILDREN


CAUTION

SEE BELOW FOR ADDITIONAL PRECAUTIONARY STATEMENTS

NET CONTENTS _____

NOTIFICATION

JAN 29 2002



4/12

PRECAUTIONARY STATEMENTS HAZARDS TO HUMANS & DOMESTIC ANIMALS

CAUTION


Causes moderate eye irritation. Harmful if swallowed or absorbed through skin. Avoid contact with eyes, skin or clothing. Wash thoroughly with soap and water after handling.

FIRST AID	
If on swallowed :	<ul style="list-style-type: none"> •Call poison control center or doctor immediately for treatment advice. •Have person sip a glass of water if able to swallow. •Do not induce vomiting unless told to do so by the poison control center or doctor. •Do not give anything by mouth to an unconscious person.
If in eyes:	<ul style="list-style-type: none"> •Hold eye open and rinse slowly and gently with water for 15-20 minutes. •Remove contact lenses, if present, after the first 5 minutes, then continue rinsing eye. •Call a poison control center or doctor for treatment advice.
If on skin or clothing:	<ul style="list-style-type: none"> •Take off contaminated clothing. •Rinse skin immediately with plenty of water for 15-20 minutes. •Call a poison control center or doctor for treatment advice.
If inhaled:	<ul style="list-style-type: none"> •Move person to fresh air. •If person is not breathing, call 911 or an ambulance, then give artificial respiration, preferably by mouth-to-mouth, if possible. •Call a poison control center or doctor for further treatment advice.
HOT LINE NUMBER	
Have the product container or label with you when calling a poison control center or doctor, or going for treatment. You may also contact 1-800-892-0099 for emergency medical treatment information	

PERSONAL PROTECTIVE EQUIPMENT (PPE):

Some materials that are chemical-resistant to this product are listed below. If you want more options, follow instructions for category A on an EPA chemical resistant category selection chart.

Applicators and other handlers must wear: long-sleeved shirt and long pants, chemical resistant gloves such as Barrier Laminate or Butyl Rubber - 14 mils or Nitril Rubber - 14 mils or Viton - 14 mils, shoes plus socks. Follow manufacturer's instructions for cleaning/maintaining PPE. If no such instructions for washables, use detergent and hot water. Keep and wash PPE separately from other laundry.



USER SAFETY RECOMMENDATIONS

Users should:

- Wash hands before eating, drinking, chewing gum, using tobacco or using the toilet.
- Remove clothing immediately if pesticide gets inside. Then wash thoroughly and put on clean clothing.
- Remove PPE immediately after handling this product. Wash the outside of gloves before removing. As soon as possible, wash thoroughly and change into clean clothing.

ENVIRONMENTAL HAZARDS

This product is toxic to non-target plants. For terrestrial uses, do not apply directly to water, or to areas where surface water is present or intertidal areas below the mean high water mark. Do not contaminate water by cleaning of equipment or disposal of equipment washwaters.

This product may contaminate water through drift of spray in wind. This product has a high potential for runoff for several months or more after application. Poorly draining soils and soils with shallow watertables are more prone to produce runoff that contains this product. A level, well maintained vegetative buffer strip between areas to which this product is applied and surface water features such as ponds, streams, and springs will reduce the potential for contamination of water from rainfall-runoff. Runoff of this product will be reduced by avoiding applications when rainfall is forecasted to occur within 48 hours.

This chemical is known to leach through soil into ground water under certain conditions as a result of label use. Use of this chemical in areas where soils are permeable, particularly where the water table is shallow, may result in ground-water contamination.

DIRECTIONS FOR USE

It is a violation of Federal Law to use this product in a manner inconsistent with its labeling.

READ ENTIRE LABEL. USE STRICTLY IN ACCORDANCE WITH PRECAUTIONARY STATEMENTS AND DIRECTIONS, AND WITH APPLICABLE STATE AND FEDERAL REGULATIONS.

Do not apply this product in a way that will contact workers or other persons, either directly or through drift. Only protected handlers may be in the area during application. For any requirements specific to your State or Tribe, consult the agency responsible for pesticide regulation.

AGRICULTURAL USE REQUIREMENTS

Use this product only in accordance with its labeling and with the Worker Protection Standard, 40 CFR part 170. This Standard contains requirements for the protection of agricultural workers on farms, forests, nurseries, and greenhouses, and handlers of agricultural pesticides. It contains requirements for training, decontamination, notification, and emergency assistance. It also contains specific instructions and exceptions pertaining to the statements on this label about personal protective equipment (PPE), and restricted-entry interval. The requirements in this box only apply to uses of this product that are covered by the Worker Protection Standard.

Do not enter or allow worker entry into treated areas during the restricted-entry interval (REI) of 12 hours.

PPE required for early entry to treated areas that is permitted under the Worker Protection Standard and that involves contact with anything that has been treated, such as plants, soil, or water, is: coveralls, chemical resistant gloves, such as Barrier Laminate or Butyl Rubber - 14 mils or Nitril Rubber 14 mils or Viton 14 mils and shoes plus socks.

6/12

**DISCLAIMER, CONDITIONS OF SALE,
LIMITED WARRANTY
AND LIMITATION OF LIABILITY**

IMPORTANT: Read the entire Label including this Disclaimer, Limited Warranty and Limitation of Liability before using this product. If the terms are not acceptable, return the unopened product within 15 days of purchase.

RISKS OF USING THIS PRODUCT

It is impossible to eliminate all risks associated with the use of this product. Such risks include, but are not limited to, injury to plants and crops to which this product is applied, lack of control of the target pests or weeds, resistance, injury caused by drift, and injury to rotational crops caused by carryover in the soil. Such risks of crop injury, non-performance or other unintended consequences are unavoidable and may result because of such factors as weather, soil conditions, moisture conditions, irrigation practices, presence of other materials, cultural practices or the manner of use or application, all of which are factors beyond the control of Valent. **All such risks shall be assumed by the Buyer.**

Valent shall not be responsible for losses or damages resulting from use of this product in any manner not set forth on the label. User assumes all risks associated with the use of this product in any manner or under conditions not specifically directed or approved on the label.

LIMITED WARRANTY

Valent warrants that this product conforms to the chemical description on the label and is reasonably fit for the purposes stated in the label, under average use conditions, when used strictly in accordance with the label and subject to the **Risks of Using This Product** described above.

DISCLAIMER OF ALL OTHER WARRANTIES

VALENT MAKES NO OTHER EXPRESS OR IMPLIED WARRANTY OF FITNESS OR OF MERCHANTABILITY OR ANY OTHER EXPRESS OR IMPLIED WARRANTY. No agent or representative of Valent or Seller is authorized to make or create any other express or implied warranty.

LIMITATION OF LIABILITY

In no event shall Valent or Seller be liable for any incidental, consequential, indirect or special damages resulting from the use or handling of this product. THE EXCLUSIVE REMEDY OF THE USER OR BUYER, AND THE EXCLUSIVE MAXIMUM LIABILITY OF VALENT OR SELLER FOR ANY AND ALL CLAIMS, LOSSES, INJURIES OR DAMAGES (INCLUDING CLAIMS BASED ON BREACH OF WARRANTY, CONTRACT, NEGLIGENCE, TORT, STRICT LIABILITY OR OTHERWISE) RESULTING FROM THE USE OR HANDLING OF THIS PRODUCT SHALL BE THE RETURN OF THE PURCHASE PRICE OF THIS PRODUCT OR, AT THE ELECTION OF VALENT OR SELLER, THE REPLACEMENT OF THIS PRODUCT.

NO AMENDMENTS

Valent and Seller offer this product, and Buyer and User accept it, subject to the foregoing **Disclaimer, Conditions of Sale, Limited Warranty and Limitation of Liability**, which may not be modified by any oral or written agreement.

PROMPT NOTICE OF CLAIM

Valent must have prompt notice as soon as Buyer or User has reason to believe they may have a claim (not to exceed twenty-one days from date of application) so that an immediate inspection of the affected property and growing crops can be made. Unless Buyer and Users shall promptly notify Valent of any claims, they shall be barred from obtaining any remedy.

GENERAL INFORMATION

Do not apply this product through any type of irrigation system.

REGIMENT is a selective, postemergence contact herbicide which provides control of many weeds infesting rice. It has an exceptionally wide window of application and should be used as an integral part of a weed control program in conjunction with a resistance management strategy.* The mode of action is the inhibition of the acetolactate synthase (ALS) enzyme, and thus, activity is relatively slow, 14 to 21 days for complete control. Susceptible weeds turn yellow and stop growing 3 to 7 days after treatment. Browning of sensitive weeds is evident in 7 to 14 days after treatment with death of the stem and roots occurring within 14 to 21 days after treatment. REGIMENT is not a residual/soil active herbicide and will not prevent reinfestation of weeds which germinate after application. REGIMENT is rainfast 8 hours after application. Temporary injury to rice may occur after application, but injury is transient and yields are not adversely affected.

*See resistance management statement on this label.

7/12

Table 1

PRODUCT USE RATE/WEED FOR USE IN RICE GROWING REGIONS (EXCEPT CALIFORNIA)			
Weeds Controlled	Scientific Name	Weed Size	Rate Acres/Packet (grams product/Acre)
Barnyardgrass (including propanil and Facet resistant barnyardgrass)	<i>Echinochloa crus-galli</i>	1 leaf up to 3 tillers	5 to 3.75 (11.25 g. - 15 g.)
Junglerice	<i>Echinochloa colonum</i>	1 leaf up to 3 tillers	
Johnsongrass	<i>Sorghum halepense</i>	3 to 24 inches	
Hemp Sesbania	<i>Sesbania exaltata</i>	3 to 18 inches	
Indian Jointvetch	<i>Aeschynomene indica</i>	3 to 18 inches	
Northern Jointvetch	<i>Aeschynomene virginica</i>	3 to 18 inches	
Annual Rice Flatsedge	<i>Cyperus iria</i>	1 leaf up to 4 leaf	
Gooseweed	<i>Sphenoclea zeylanica</i>	1 leaf up to 4 leaf	
Dayflower	<i>Commelina communis</i>	1 leaf up to 4 leaf	
Waterhyssop	<i>Bacopa rotundifolia</i>	1 leaf up to 4 leaf	
Ducksalad	<i>Heteranthera spp.</i>	1 leaf up to "spoon leaf"	
Pennsylvania Smartweed	<i>Polygonum pensylvanicum</i>	1 to 4 inches	
Late Application Barnyardgrass Suppression	<i>Echinochloa crus-galli</i> <i>Echinochloa colonum</i>	4 tiller up to booting	3.125 (18 g.)
Weeds Suppressed			
Alligatorweed	<i>Alternanthera philoxeroides</i>	Up to 10 inch runners	3.75 (15 g.)
Knotgrass-POST FLOOD ONLY	<i>Paspalum ditichum</i>	Up to heading	
Perennial Barnyardgrass	<i>Echinochloa polystachya</i>	Up to 2 tillers	
Redstem	<i>Ammannia spp.</i>	1 to 4 inches	5 to 3.75 (11.25 g.-15 g.)
Pennsylvania smartweed	<i>Polygonum pensylvanicum</i>	4 to 24 inches	
Pigweeds	<i>Amaranthus spp.</i>	1 to 12 inches	
Pitted Morningglory	<i>Ipomoea lacunosa</i>	1 to 4 inches	
Entireleaf Morningglory	<i>Ipomoea hederacea</i>	1 to 4 inches	
Texas/Mexicanweed	<i>Cyperonia spp.</i>	1 leaf up to 4 leaf	
Eclipta	<i>Eclipta spp.</i>	1 leaf up to 4 leaf	
Adjuvant: Application of REGIMENT must include a surfactant unless otherwise specified in another section of this label or in supplemental labeling. Refer to the Valent bulletin "Approved Surfactants for use with REGIMENT" for a list of approved surfactants and rates. Use of surfactants other than the ones specified is done at the sole risk of the user.			

8/12

DRY-SEEDED OR WATER-SEEDED RICE - U.S. RICE GROWING REGIONS (Except California)

- REGIMENT may be applied to rice after the 3-leaf stage of development until the panicle initiation (green ring) stage of development. Do not apply to rice before the 3rd leaf is fully expanded or after panicle initiation.
- **Pre-Flood Application:** Following application, wait at least one day for herbicide uptake, then establish the permanent flood as soon as the rice will tolerate flooding. Under conditions in which the permanent flood is delayed, flush as necessary to maintain rice growth. Reinfestation of weeds may occur if a permanent flood is not established in a timely manner.
- **Post-Flood Application:** Prior to application, the floodwater must be lowered so that at least 70% of the weed plant surface is above the floodwater. Bring the field to normal flood level 2 to 3 days after application.
- Refer to Table 1: "Product Use Rate/Weed".
- Use the upper end of the recommended use rate range when weed populations are approaching the maximum controllable size and/or weed infestation is severe.
- Multiple applications of REGIMENT may be made as long as the total seasonal amount does not exceed 30 grams of product (24 grams ai) per acre and at least 3 weeks elapse between applications.
- **Late Application Barnyardgrass Suppression:** When barnyardgrass develops to stages between 4-tiller and booting, a negative influence on yield has already occurred. Controlling or suppressing barnyardgrass at these stages will maximize the remaining yield potential and reduce weed seed returned to the soil.
- **Suppression of Knotgrass:** Make application after the rice is in permanent flood and 70% of the knotgrass is above the flood level. Make application prior to knotgrass heading.

Table 2

PRODUCT USE RATE/WEED FOR USE IN CALIFORNIA			
Weeds Controlled	Scientific Name	Weed Size	Rate Acres/Packet (grams Product/Acre)
Watergrass Barnyardgrass	<i>Echinochloa crus-galli</i> var. <i>oryzicola</i> <i>Echinochloa oryzoides</i> <i>Echinochloa crus-galli</i>	1 leaf up to 2 tillers 1 leaf up to 2 tillers 1 leaf up to 3 tillers	4.5 to 3.75 (12 g.-15 g.)
Watergrass Resistant biotypes	Including <i>Echinochloa phyllopogon</i> , <i>Echinochloa crus-galli</i> var. <i>oryzicola</i> <i>Echinochloa oryzoides</i>	1 to 2 tillers	3 to 2.5 (18.75 g. - 22.5 g.)
Ricefield Bulrush California Arrowhead	<i>Scirpus mucronatus</i> <i>Sagittaria montevidensis</i> spp. <i>Calycina</i>	2 leaf up to flower initiation 1 leaf up to flower initiation	3.75 (15 g.) 4.5 to 3.75 (12g.- 15g.)
Waterhyssop Ducksalad Waterplantain	<i>Bacopa rotundifolia</i> <i>Heteranthera</i> spp. <i>Alisma triviale</i>	1 leaf up to 4 leaf 1 leaf up to "spoon leaf" 1 leaf up to flower initiation	
<p>Adjuvant: Application of REGIMENT must include a surfactant unless otherwise specified in another section of this label or in supplemental labeling. Refer to the Valent bulletin "Approved Surfactants for use with REGIMENT" for a list of approved surfactants and rates. Use of surfactants other than the one specified is done at the sole risk of the user.</p>			

9/12

DRY-SEEDED OR WATER-SEEDED (California)


- REGIMENT may be applied to rice after the 3-leaf stage of development until the panicle initiation (green ring) stage of development. Do not apply to rice before the 3rd leaf is fully expanded or after panicle initiation.
- **Pinpoint (Leathers) Flood Culture:** After seeding rice into the initial (seedling) flood, do not drain until the rice has pegged into the soil. Apply REGIMENT after draining when the rice seedling is in at least the 3-leaf (fully expanded) stage. Bring the field to pinpoint flood level 2 to 3 days after application. Prolonged drainage can stress the rice plant and/or allow for subsequent weed germination which could potential result in yield reduction.
- **Dry-Seeded Pre-Flood Culture:** Following application, wait at least one day for herbicide uptake then establish the permanent flood as soon as the rice will tolerate flooding. Under conditions in which flooding is delayed, flush as necessary to maintain rice growth. Reinfestation of weeds may occur if a permanent flood is not established in a timely manner.
- **Post-Flood Application:** Prior to application, the floodwater must be lowered so that 70% of the weed plant surface is above the floodwater. Bring the field to normal flood level 2 to 3 days after application.
- Refer to Table II: "Product Use Rate/Weed".
- Use the upper end of the recommended use rate range when weed populations are approaching the maximum controllable size and/or weed infestation is severe.
- Multiple applications of REGIMENT may be made as long as the total seasonal amount does not exceed 30 gms. of product (24 gms. ai) per acre and at least 3 weeks elapse between applications.
- **Late Watergrass (Rice Mimic):** In localized specific areas, this species has exhibited resistance to various herbicides. If resistance of this species has been documented in your field(s), consult your crop advisor or local extension service for further information. Resistance management will prolong the usefulness of all rice herbicides.
- Do not use REGIMENT on the rice variety CM 101.

TANK MIX APPLICATIONS

REGIMENT may be tank mixed with BOLERO® 8 EC, ABOLISH™, PROWL® 3.3 EC, GRANDSTAND®R or GRANDSTAND® CA, 2,4-D, MCPA, BLAZER®, KARATE® or KARATE® Z. Read and carefully observe the label claims, cautionary statements, rates and all other information on the labels of products to be used in tank mixture. Use according to the most restrictive label directions of each product in the mixture. **DO NOT** tank mix REGIMENT with malathion, methyl parathion or propanil or herbicidal mixtures which contain propanil because antagonism and/or injury will occur. Tank mixing or use of REGIMENT with any other product which is not specifically and expressly authorized by the label shall be the exclusive risk of the user, applicator and/or application advisor. For further information regarding tank mixture see the "Resistance Management" section of the label.

METHOD OF APPLICATION

Uniformly apply REGIMENT or REGIMENT tank mixes by aircraft in no less than 10 gallons of water per acre total spray volume or by ground equipment in 10 to 20 gallons of water per acre total spray volume. Any factor, such as reduced spray volume, which adversely affects coverage and canopy penetration will have a negative effect on the performance of REGIMENT. Use nozzle types and nozzle arrangements which will provide maximum coverage and minimize the potential for off target movement of spray particles. Refer to label section "Spray Drift".



MIXING AND SPRAYING EQUIPMENT PREPARATION AND CLEANUP

PRECAUTION: DO NOT USE CHLORINE BLEACH WITH AMMONIA. REMOVE ALL TRACES OF LIQUID FERTILIZER CONTAINING ANY FORM OF AMMONIA OR AMMONIUM BEFORE ADDING ANY CHLORINE SOURCE SUCH AS CHLORINE BLEACH.

Prior to using REGIMENT, thoroughly drain, clean, and rinse all mixing and spraying equipment that will come in contact with REGIMENT. Follow the cleanup procedures recommended by the manufacturer of the previously sprayed product. Failure to remove all deposits of previously sprayed products may result in collection of REGIMENT residues and inhibit cleanup of mixing and spraying equipment after REGIMENT use.

Residual amounts of herbicide in or on mixing or spraying equipment may have an adverse effect on subsequently sprayed crops. Thoroughly drain, clean and rinse all mixing and spraying equipment including tanks, booms, hoses, strainers, screens, and nozzles immediately after use. Use the following procedure:

- Remove all physical residues
- Thoroughly drain and rinse tanks, booms, and hoses with clean water.
- Fill the tank one half full of clean water and use a spraying/mixing tank cleaner that **DOES NOT** contain chlorine. Fill the remainder of the tank with clean water. Let agitate/recirculate according to the directions of the cleaner manufacturer. Thoroughly flush the boom and hoses before draining.
- Rinse all hoses, tanks, nozzles, strainers, and booms with clean water to remove the tank cleaner. Follow the directions provided by the tank cleaner manufacturer.
- Fill the tank half full of clean water and add one (1) gallon of 3% active household ammonia for every 100 gallons of water the tank will hold. Fill the remainder of the tank with clean water and allow the solution to agitate/recirculate for 15 minutes. Thoroughly flush the ammonia cleaning solution through the boom, hoses, nozzles, screens, and strainers before draining the tank.
- Remove the strainers, nozzles, and screens and clean separately in a solution of household ammonia and water.
- Replace the strainer(s), nozzles, and screens.
- Repeat Step 5.
- Thoroughly rinse the tank with clean water and flush the water through the boom, nozzles and hoses in order to remove all traces of ammonia.
- Dispose of the rinsate on site or at an approved waste disposal facility.

SPRAY DRIFT

Do not allow spray from ground or aerial equipment to drift onto adjacent land or crops. When drift may be a problem, do everything possible to reduce spray drift, including:

- Do not spray if wind speeds are or become excessive. Do not spray if wind speed is 8 MPH or greater. If sensitive crops or plants are downwind, extreme caution must be used under all conditions. Do not spray if winds are gusty.
- Use extreme caution when conditions are favorable for drift (high temperatures, drought, low relative humidity), especially when sensitive plants are located nearby.
- Do not apply when a temperature inversion exists. If inversion conditions are suspected, consult with local weather services before making an application.
- Further reductions in drift can be obtained by:
 - Using large droplet size sprays. Do not use nozzles that produce small droplets. Orient nozzles downward and slightly backward as needed to reduce drift for ground applications.
 - Orienting nozzles straight back with the windstream, using straight stream orifices for aerial applications. Use the lowest number of nozzles practical with the largest possible orifice size to obtain the minimum 10 GPA volume. Application height and boom length should be set according to manufacturer's instructions to minimize drift.
 - Increasing the volume of spray mixture (for example a minimum of 10-20 GPA for ground applications) by using higher flow rate nozzles. Using lower pressure with the appropriate nozzle to obtain higher volumes will also reduce drift.
 - Apply as close to target plants as practical while maintaining a good spray pattern for adequate coverage.

Do not apply under conditions involving possible drift to food, forage or other plantings that might be damaged or the crops thereof rendered unfit for sale, use or consumption.

11/12

MIXING INSTRUCTIONS

Water Soluble Packaging

This bag contains water soluble packets of REGIMENT. Do not handle the packets with wet gloves or allow the packets to become wet prior to mixing. If all packets are not used, close and reseal outer container to protect remaining packet(s). Do not add any liquid fertilizers, micronutrients or adjuvants to the spray solution until after the water soluble packets and their contents have completely dissolved. Water soluble packet(s) should completely dissolve in approximately five minutes. Dissolution rate may be slowed by cold water, lack of agitation, or water containing high concentrations of boron or sulfur. High concentration of boron or sulfur may result in spray screen or nozzle clogging due to the incomplete dissolution of the water soluble packet material.

- Partially fill tank with water to approximately the half way mark.
- Begin agitation
- Add REGIMENT water-soluble packets and make sure that they have dissolved completely before proceeding.
- Add surfactant*
- Add tank mix partner (if any) in the following order
 - water soluble packets (preferably added before the surfactant)
 - water dispersible granules/wettable powder
 - soluble powders
 - suspension concentrate
 - emulsifiable concentrate
- Fill remainder of tank


*If foaming is anticipated, add defoamer prior to the addition of the surfactant.

RESISTANCE MANAGEMENT

Any weed population may contain or develop plants naturally resistant to herbicides in various mode of action classes. Resistant biotypes may eventually dominate the weed population if the same class of chemistry/mode of action herbicides are used repeatedly in the same field or in successive years. These resistant biotypes may not be adequately controlled by herbicides in a mode of action class for which resistance has developed. A gradual or total loss of weed control may occur over time. Other resistance mechanisms that are not linked to site of action, such as enhanced metabolism, may also exist. Appropriate resistance management strategies should be followed.

TO DELAY HERBICIDE RESISTANCE

- Avoid the use of herbicides that have a similar target site mode of action in consecutive years.
- Herbicide use should be based on an IPM program that includes scouting, record keeping, and consideration of cultivation practices, water management, weed free crop seed, crop rotation, and other chemical or cultural control practices.
- Monitor treated weed population for resistance development and report suspected resistance.
- Contact your local extension or crop expert (advisor) for any additional pesticide resistance management and/or IPM recommendations for specific crops and weed biotypes.
- For further information contact Valent USA Corporation at the following toll free number 1-800-682-5368.



12/12

PRECAUTIONS

- Water drained directly from treated fields must not be used to irrigate other crops.
- DO NOT overlap or double spray ends of field.
- DO NOT apply more than 30 grams of REGIMENT (24 grams ai) per acre per year.
- DO NOT apply to second crop (stubble/ratoon crop) rice.
- REGIMENT is a contact herbicide which is not soil active and does not provide residual activity. Reinfestation of weeds may occur if a permanent flood is not established in a timely manner.
- Any environmental (ie, temperature, drought, etc.) or other stress (ie, herbicide injury, fertilizer injury or nutrient deficiencies, etc.) factors which decrease plant metabolism and growth may reduce REGIMENT efficacy and increase rice injury. DO NOT APPLY TO STRESSED RICE.
- Temporary injury, chlorosis and/or stunting may occur after application but injury is transient. Medium grain varieties are more sensitive than long grain varieties.
- Water-seeded rice that has not fully pegged (rice root system not completely below the soil surface) is susceptible to significant injury from REGIMENT, regardless of number of leaves.

STORAGE AND DISPOSAL

PROHIBITIONS

Do not contaminate water, food or feed by storage, disposal or cleaning of equipment.

STORAGE

Store in a cool dry place.

Keep pesticide in original container.

Keep container closed when not in use.

Do not put concentrate or dilute into food or drink containers.

Not for use or storage in or around the home.

For help with any spill, leak, fire or exposure involving this material, call day or night 1-800-892-0099.

PESTICIDE DISPOSAL

Waste resulting from the use of this product may be disposed of on site or at an approved waste disposal facility.

CONTAINER DISPOSAL

Do not reuse the outer bag. Dispose of outer bag in a sanitary landfill, or by incineration, or if allowed by state and local authorities, by burning. If burned stay out of smoke.

Copyright © 2002 by Valent U.S.A. Corporation

ABOLISH™ - Trademark of Valent USA Corporation
 BLAZER® - Reg. TM of BASF Corporation
 BOLERO® - Reg. TM of Kumiai Chemical Industry Co, Ltd.
 GRANDSTAND™ - Trademark of Dow AgroSciences
 KARATE® - Reg. TM of Zeneca Ag Products
 LONDAX® - Reg. TM of E.I. du Pont de Nemours and Company
 PROWL® - Reg. TM of American Cyanamid Company
 REGIMENT™ - Trademark of Valent U.S.A. Corporation

Manufactured for:
Valent U.S.A. Corporation
 P.O. Box 8025
 Walnut Creek, CA 94596-8025
 www.valent.com

Made in U.S.A.

EPA Reg. No. 59639-105

EPA Est.