



ACCEPTED
 MAR 19 2001
 Under the Federal Insecticide, Fungicide, and Rodenticide Act, as amended, for the pesticide registered under EPA Reg. No. 59639-92

REDLINE COPY

STELLAR® Herbicide

Active Ingredients	By Wt.
* Flumiclorac pentyl ester	7.6%
** Lactofen	26.6%
Other Ingredients	<u>65.8%</u>
Total	100.0%

Contains petroleum distillates
 Contains 0.7 lb./gal. flumiclorac pentyl ester and 2.4 lbs./gal. lactofen
 *pentyl [2-chloro-4-fluoro-5-(1,3,4,5,6,7-hexahydro-1,3-dioxo-2H-isoindol-2-yl)phenoxy]acetate
 **1-(carboethoxy) ethyl 5-[2-chloro-4-(trifluoromethyl) phenoxy]-2-nitrobenzoate


KEEP OUT OF REACH OF CHILDREN

DANGER - PELIGRO

SEE NEXT PAGE FOR ADDITIONAL PRECAUTIONARY STATEMENTS.

Si usted no entiende la etiqueta, busque a alguien para que se la explique a usted en detalle. (If you do not understand the label, find someone to explain it to you in detail.)

NET CONTENTS 1 GALLON



PRECAUTIONARY STATEMENTS

HAZARDS TO HUMANS & DOMESTIC ANIMALS

DANGER: CORROSIVE TO EYES. Causes irreversible eye damage. Harmful if swallowed or absorbed through the skin. Prolonged or frequently repeated skin contact may cause allergic reactions in some individuals. Do not get in eyes or on skin or clothing. Avoid breathing vapor or spray mist.

This product contains lactofen, which has been determined to cause tumors in laboratory animals (mouse, rat). Risks can be reduced by closely following use directions and precautions, and by wearing the protective clothing specified elsewhere on this label.

FIRST AID

If in eyes:

- Hold eyelid open and flush with a steady, gentle stream of water for 15 - 20 minutes. ~~Get medical attention.~~
- Remove contact lenses, if present, after the first 5 minutes, then continue rinsing eye.
- Call a poison control center or doctor for treatment advice.

If swallowed:

- Immediately call a poison control center or doctor.
- Do not induce vomiting unless told to do so by a poison control center or doctor.
- Do not give any liquid to the person.
- Do not give anything by mouth to an unconscious person.
- ~~Call a doctor or get medical attention. DO NOT INDUCE VOMITING. Contains petroleum distillates. Vomiting may induce aspiration pneumonia. Drink promptly a large quantity of milk, egg whites, gelatin solution, or, if these are not available, drink large quantities of water. Avoid alcohol.~~

If on skin or clothing:

- Take off contaminated clothing.
- Rinse skin immediately with plenty of water for 15 - 20 minutes.
- Call a poison control center or doctor for treatment advice.

~~Wash with plenty of soap and water. Get medical attention.~~

If inhaled:

- Move person to fresh air.
- If person is not breathing, call 911 or an ambulance, then give artificial respiration, preferably by mouth-to-mouth, if possible.
- Call a poison control center or doctor for further treatment advice.

~~If inhaled, remove victim to fresh air. If not breathing, give artificial respiration, preferably mouth-to-mouth. Get medical attention.~~

Note To Physicians: ~~Probable mucosal damage may contraindicate the use of gastric lavage. May pose an aspiration pneumonia hazard. Emergency information—call 1-800-892-0099.~~

HOT LINE NUMBER

Have the product container or label with you when calling a poison control center or doctor, or going for treatment. You may also contact 1-800-892-0099 for emergency medical treatment.

NOTE TO PHYSICIAN

If ingested, probable mucosal damage may contraindicate the use of gastric lavage. This product contains a light hydrocarbon liquid; ingestion or subsequent vomiting can result in aspiration of this product, which can cause pneumonitis.

~~Have the product container or label with you when calling a poison control center or doctor or going for treatment.~~

PERSONAL PROTECTIVE EQUIPMENT (PPE):

Some materials that are chemical-resistant to this product are listed below. If you want more options, follow the instructions for category G on an EPA chemical resistance category selection chart.

Applicators and other handlers must wear: long sleeved shirt and long pants, chemical-resistant gloves such as barrier laminate or viton \geq 14 mils, shoes plus socks, and protective eyewear.

When handlers use closed systems, enclosed cabs, or aircraft in a manner that meets the requirements listed in the Worker Protection Standard (WPS) for agricultural pesticides [40 CFR 170.240(d)(4-6)], the handler PPE requirements may be reduced or modified as specified in the WPS.

Discard clothing and other absorbent materials that have been drenched or heavily contaminated with this product's concentrate. Do not reuse them. Follow manufacturer's instructions for cleaning/maintaining PPE. If no such instructions for washables use detergent and hot water. Keep and wash PPE separately from other laundry.

USER SAFETY RECOMMENDATIONS

Users should:

- Wash hands before eating, drinking, chewing gum, using tobacco or using the toilet.
- Remove clothing immediately if pesticide gets inside. Then wash thoroughly and put on clean clothing.
- Remove PPE immediately after handling this product. Wash the outside of gloves before removing. As soon as possible, wash thoroughly and change into clean clothing.

ENVIRONMENTAL HAZARDS:

This product is toxic to shrimp and fish. Keep out of lakes, ponds or streams. Do not apply directly to water, or to areas where surface water is present or to intertidal areas below the mean high water mark. Do not contaminate water when disposing of equipment washwater or rinsate.

Do not apply under conditions involving possible drift to food, forage or other plantings that might be damaged or the crops thereof rendered unfit for sale, use or consumption.

Do not apply during wind speeds of greater than 10 miles per hour or during inversions. Local regulations permitting, an inversion can be identified by discharging a column of smoke. During an inversion, the column of smoke will rise and then abruptly level off. Sometimes during an inversion, the smoke can be seen to drop below the height at which the leveling off occurred. In the absence of an inversion the smoke will continue to rise and disperse into the atmosphere.

PHYSICAL OR CHEMICAL HAZARDS:

Do not use or store near heat or open flame.

DIRECTIONS FOR USE

It is a violation of Federal Law to use this product in a manner inconsistent with its labeling.

READ ENTIRE LABEL. USE STRICTLY IN ACCORDANCE WITH PRECAUTIONARY STATEMENTS AND DIRECTIONS, AND WITH APPLICABLE STATE AND FEDERAL REGULATIONS.


Do not apply this product in a way that will contact workers or other persons, either directly or through drift. Only protected handlers may be in the area during application. For any requirements specific to your State or Tribe, consult the agency responsible for pesticide regulation.

AGRICULTURAL USE REQUIREMENTS

Use this product only in accordance with its labeling and with the Worker Protection Standard, 40 CFR part 170. This standard contains requirements for the protection of agricultural workers on farms, forests, nurseries, and greenhouses, and handlers of agricultural pesticides. It contains requirements for training, decontamination, notification, and emergency assistance. It also contains specific instructions and exceptions pertaining to the statements on this label about personal protective equipment (PPE) and restricted-entry interval. The requirements in this box only apply to uses of this product that are covered by the Worker Protection Standard.

Do not enter or allow workers entry into treated areas during the restricted-entry interval (REI) of 12 hours.

PPE required for early entry to treated areas that is permitted under the Worker Protection Standard and that involves contact with anything that has been treated, such as plants, soil, or water, is: coveralls, chemical-resistant gloves such as barrier laminate or viton \geq 14 mils, shoes plus socks, and protective eyewear.



**DISCLAIMER, RISKS OF USING THIS PRODUCT,
LIMITED WARRANTY
AND LIMITATION OF LIABILITY**

IMPORTANT: Read the entire Label including this Disclaimer, Risks of Using this Product, Limited Warranty, and Limitation of Liability before using this product. If the terms are not acceptable THEN DO NOT USE THE PRODUCT; rather, return the unopened product within 15 days of purchase for a refund of the purchase price.

RISKS OF USING THIS PRODUCT

The Buyer and User (referred to collectively herein as "Buyer") of this product should be aware that there are inherent unintended risks associated with the use of this product which are impossible to eliminate. These risks include, but are not limited to, injury to plants and crops to which this product is applied, lack of control of the target pests or weeds, resistance of the target pest or weeds to this product, injury caused by drift, and injury to rotational crops caused by carryover in the soil. Such risks of crop injury, non-performance, resistance or other unintended consequences are unavoidable and may result because of such factors as weather, soil conditions, disease, moisture conditions, irrigation practices, condition of the crop at the time of application, presence of other materials either applied in the tank mix with this product or prior to application of this product, cultural practices or the manner of use or application, (or a combination of such factors) all of which are factors beyond the control of Valent. The Buyer should be aware that these inherent unintended risks may reduce the harvested yield of the crop in all or a portion of the treated acreage, or otherwise affect the crop such that additional care, treatment and expense are required to take the crop to harvest. If the Buyer chooses not to accept these risks, THEN THIS PRODUCT SHOULD NOT BE APPLIED. By applying this product Buyer acknowledges and accepts these inherent unintended risks AND AGREES THAT ALL SUCH RISKS ASSOCIATED WITH THE APPLICATION AND USE ARE ASSUMED BY THE BUYER.

Valent shall not be responsible for losses or damages (including, but not limited to, loss of yield, increased expenses of farming the crop or such incidental, consequential or special damages that may be claimed) resulting from use of this product in any manner not set forth on the label. Buyer assumes all risks associated with the use of this product in any manner or under conditions not specifically directed or approved on the label.

LIMITED WARRANTY

Valent warrants only that this product conforms to the chemical description on the label and is reasonably fit for the purposes stated in the label, under average use conditions, when used strictly in accordance with the label and subject to the Risks of Using This Product as described above. EXCEPT AS SET FORTH ABOVE, VALENT MAKES NO OTHER WARRANTIES, EITHER EXPRESSED OR IMPLIED. No agent or representative of Valent or Seller is authorized to make or create any other express or implied warranty.

LIMITATION OF LIABILITY

In no event shall Valent or Seller be liable for any incidental, consequential, indirect or special damages resulting from the use or handling of this product. The limitation includes, but is not limited to, loss of yield on all or any portion of the treated acreage, increased care, treatment or other expenses required to take the crop to harvest, increased finance charges or altered finance ratings, emotional or mental distress and/or exemplary damages. THE EXCLUSIVE REMEDY OF THE BUYER, AND THE EXCLUSIVE MAXIMUM LIABILITY OF VALENT OR SELLER FOR ANY AND ALL CLAIMS, LOSSES, INJURIES OR DAMAGES (INCLUDING CLAIMS BASED ON BREACH OF WARRANTY, CONTRACT, NEGLIGENCE, TORT, STRICT LIABILITY OR OTHERWISE) RESULTING FROM THE USE OR HANDLING OF THIS PRODUCT SHALL BE THE RETURN OF THE PURCHASE PRICE OF THIS PRODUCT OR, AT THE ELECTION OF VALENT OR SELLER, THE REPLACEMENT OF THE PRODUCT.

PROMPT NOTICE OF CLAIM

Valent must be provided notice as soon as Buyer has reason to believe it may have a claim, but in no event later than twenty-one days from date of planting, or twenty-one days from the date of application, whichever is latter, so that an immediate inspection of the affected property and growing crops can be made.

If Buyer does not notify Valent of any claims, in such period, it shall be barred from obtaining any remedy.

NO AMENDMENTS

Valent and Seller offer this product, and Buyer accepts it, subject to the foregoing Disclaimer, Risks of Using This Product, Limited Warranty and Limitation of Liability, which may not be modified by any oral or written agreement.

TANK MIXES

NOTICE: Tank mixing or use of this product with any other product which is not specifically and expressly authorized by the label shall be the exclusive risk of user, applicator and/or application advisor.

Read and follow the entire label of each product to be used in the tank mix with this product.

TABLE OF CONTENTS

GENERAL INFORMATION

- Use Restrictions and Limitations
- Environmental Conditions and Biological Performance
- Rainfastness
- Carrier Volume and Spray Pressure
- Additives
- Jar Test to Determine Compatibility of Adjuvants and STELLAR
- Mixing Instructions
- Application Equipment
- Broadcast Application
- Band Application
- Application and Cultivation
- Sequential Applications
- Crop Failure
- Rotational Restrictions
- Rates, Weed Sizes, and Adjuvants for STELLAR Applications

STELLAR HERBICIDE FOR POSTEMERGENCE CONTROL OF BROADLEAF WEEDS IN SOYBEANS

- STELLAR Herbicide - Broadcast Application in Soybeans -
Rates, Weed Sizes and Adjuvants Table 1

STELLAR HERBICIDE FOR SUPPRESSION OF WHITE MOLD IN SOYBEANS

- STELLAR Herbicide - White Mold Suppression - Soybeans -
Rates and Times of Application Table 2

STELLAR HERBICIDE TANK MIX COMBINATIONS IN SOYBEANS

- Application Information
- STELLAR Herbicide - Tank Mix Combinations in Soybeans Table 3

GENERAL INFORMATION

**Do not apply this product through any type of irrigation system.
Do not apply by air.**

FOR USE IN: Soybeans

STELLAR Herbicide is a selective herbicide for postemergence control of susceptible broadleaf weeds in soybeans. STELLAR Herbicide may also be used for suppression of white mold in soybeans.

USE RESTRICTIONS AND LIMITATIONS

Always read and follow all label directions when using any pesticide alone or in tank mix combinations. The most restrictive labeling applies when using a tank mix.

- Do not apply within 60 days of harvest.
- Do not graze animals on green forage or stubble.
- Do not utilize hay or straw for animal feed or bedding.
- Do not apply more than 7 fl. oz./A of STELLAR Herbicide during a single application.
- Do not apply more than 10 fl. oz./A of STELLAR Herbicide during a single growing season.
- Do not apply more than two applications during a single growing season.

ENVIRONMENTAL CONDITIONS AND BIOLOGICAL PERFORMANCE

For best results, STELLAR should be applied to actively growing weeds within the growth stages indicated in this label. Applying STELLAR under conditions that do not promote active weed growth will reduce herbicide effectiveness. Do not apply STELLAR when the crop or weeds are under stress due to drought, excessive water, extremes in temperature, or low humidity. Weeds under stress tend to become less susceptible to herbicidal action. STELLAR is most effective when applied under sunny conditions at temperatures above 70°F.

CROP RESPONSE

Soybean leaves, which are open at the time of application, may exhibit a temporary foliage burn (bronzing and speckling). Trifoliate soybean leaves, which have emerged but are not open at the time of application, may appear cupped at the tip and/or crinkled along the leaf margins. Under conditions favorable to growth, these phytotoxic symptoms are cosmetic, and the soybeans will quickly outgrow these effects.

RAINFASTNESS

STELLAR is rainfast one hour after application. Applications should not be made if rain is expected within one hour of application or efficacy may be reduced.

CARRIER VOLUME AND SPRAY PRESSURE

Use STELLAR on a broadcast basis in a minimum of 15 gals. of water per acre and a spray pressure of 35 to 60 PSI measured at the spray nozzle. If weed populations are moderate to heavy and/or weeds are approaching maximum labeled size and/or crop canopy is dense, use a minimum of 20 GPA of water and a spray pressure of 40 to 50 PSI. Nozzle selection should meet manufacturer's gallonage and pressure recommendation for postemergence herbicide application.

ADDITIVES

Control of weeds by STELLAR requires the addition of an agronomically approved adjuvant to the spray mixture. Either a crop oil concentrate or methylated seed oil, which contains at least 15% emulsifiers and 80% oil, may be used when applying STELLAR. Certain tank mixes require the use of a non-ionic surfactant. Non-ionic surfactants must contain at least 80% active ingredient and must be EPA approved for use on food crops. Mixing compatibility qualities should be verified by a jar test.

A spray grade nitrogen source (either ammonium sulfate at 2.0 to 2.5 lbs./A or a 28 to 32% nitrogen solution at 1 to 2 qts./A) may be added to the spray mixture along with either a crop oil concentrate, methylated seed oil, or non-ionic surfactant to enhance weed control. The addition of a nitrogen source does not replace the need for crop oil concentrate, methylated seed oil, or non-ionic surfactant.

JAR TEST TO DETERMINE COMPATIBILITY OF ADJUVANTS AND STELLAR

A jar test should be performed before mixing commercial quantities of STELLAR when using STELLAR for the first time, when using new adjuvants, or when a new water source is being used.

1. Add 1 pt. of the water to a quart jar. The water should be from the same source and temperature as will be used in the spray tank mixing operation.
2. Add 2 ml of STELLAR to the quart jar, gently mix until product dissipates.
3. Add 6 ml (1 teaspoon) of the crop oil concentrate or methylated seed oil to the quart jar, gently mix. If a non-ionic surfactant is being used in a tank mix, add 2.5 ml (0.3 teaspoon) of the non-ionic surfactant in place of the oil.
4. If nitrogen is being used, add 16 ml (1 tablespoon or 0.5 oz) of the 28 to 32% nitrogen source to the quart jar. If ammonium sulfate is being used, add 19 grams AMS to the quart jar in place of the 28 to 32% nitrogen. Ammonium sulfate should be added to the jar before the STELLAR in step 2.
5. Place cap on jar, invert 10 times, let stand for 15 minutes, evaluate.
6. An ideal tank mix combination will be uniform and free of suspended particles. If any of the following conditions are observed the choice of adjuvant should be questioned:
 - a) Layer of oil or globules on the mixture's surface.
 - b) Flocculation: fine particles in suspension or as a layer on the bottom of the jar.
 - c) Clabbering: Thickening texture (coagulated) like gelatin.

MIXING INSTRUCTIONS

1. Fill clean spray tank 1/3 to 1/2 of desired level with clean water.
2. While agitating, add the required amount of STELLAR. Agitation should create a rippling or rolling action on the water surface. If tank mixing STELLAR with other labeled pesticides, add water soluble bags first, followed by dry formulations, flowables, emulsifiable concentrates, and then solutions. Prepare no more spray mixture than is required for the immediate spray operation.
3. Add any required adjuvants.
4. Add any required nitrogen source, unless ammonium sulfate (AMS) is being used. If AMS is being used as the nitrogen source, it should be added after water-soluble bags and before dry herbicides.
5. Fill spray tank to desired level with water. Agitation should continue until spray solution has been applied.
6. Mix only the amount of spray solution that can be applied the day of mixing. STELLAR will remain active in the spray solution for 12 hours.

APPLICATION EQUIPMENT

Application equipment should be clean and in good repair. Nozzles should be uniformly spaced on boom and frequently checked for accuracy. Ground speed should not exceed 10 mph to provide proper spray coverage. Boom height, ground speed, and pressure recommendations, should not exceed those recommended by the spray nozzle manufacturer for the type and size of nozzle being used. Improper use of the selected spray nozzle will adversely affect the spray pattern, prevent proper coverage of weed leaf surface, and reduce weed control. Refer to the manufacturer's spray chart for nozzle selection and operating information. Special attention should be given to preparing and operating the spray equipment to assure proper coverage of weed foliage.

BROADCAST APPLICATION

Apply STELLAR Herbicide and STELLAR Herbicide tank mixes with ground equipment using standard commercial sprayers equipped with flat fan (including split-nozzle systems that spray in opposite directions) or hollow cone nozzles designed to deliver the desired spray pressure and spray volume. DO NOT USE flood nozzles. Thorough weed coverage is required for optimum control. Spray nozzles should be centered at a maximum of 20 inch spacing to provide adequate coverage.

BAND APPLICATION

When banding, use proportionately less water and STELLAR Herbicide per acre. Banding equipment should be adjusted to provide maximum coverage of weeds in the row. A minimum of two nozzles per row is required to provide optimum coverage of weed foliage.

APPLICATION & CULTIVATION

Do not cultivate prior to or during application. Do not generate excessive dust while spraying. Excessively dusty conditions may interfere with the coverage of the weed leaf surface by the spray solution. A timely cultivation approximately one week after application will assist in weed control.

SEQUENTIAL APPLICATIONS

A sequential application of STELLAR can be made after a minimum of 14 days have passed following the first application of STELLAR to control new flushes of susceptible weeds.

CROP FAILURE

If the crop treated with STELLAR is lost due to a catastrophe, such as hail or other forms of violent weather, refer to crop Rotational Restrictions below.

ROTATIONAL RESTRICTIONS

1. Do not rotate to crops other than soybeans or field corn within 30 days after last STELLAR Herbicide application.
2. Do not rotate to small grains for at least 120 days after last application of STELLAR Herbicide.

RATES, WEED SIZES, AND ADJUVANTS FOR STELLAR APPLICATIONS

STELLAR rates, weed sizes, and adjuvant recommendations are listed in Table 1.

STELLAR HERBICIDE FOR POSTEMERGENCE CONTROL OF BROADLEAF WEEDS IN SOYBEANS
Table 1. STELLAR Herbicide - Broadcast Application in Soybeans - Rates, Weed Sizes, and Adjuvants

Weeds Controlled		Crop Oil Concentrate Rate	Application Rate:	
			5 fl. oz./A ⁽¹⁾	7 fl. oz./A ⁽²⁾
			Leaf Stage	
Common Name	Scientific Name			
Cocklebur, Common	<i>Xanthium strumarium</i>	1 to 2 pts. /A	up to 2	up to 4
Copperleafs			-	up to 4
Hophornbeam	<i>Acalypha ostryifolia</i>		-	up to 4
Virginia	<i>Acalypha virginica</i>		-	up to 4
Jimsonweed	<i>Datura stramonium</i>		-	up to 4
Nightshade, Eastern Black	<i>Solanum ptycanthum</i>		up to 3	up to 4
Pigweeds				
Palmer Amaranth	<i>Amaranthus palmeri</i>		up to 6	up to 6
Redroot	<i>Amaranthus retroflexus</i>		up to 6	up to 6
Smooth	<i>Amaranthus hybridus</i>		up to 3	up to 4
Ragweeds				
Common	<i>Ambrosia artemisiifolia</i>		up to 4	up to 6
Giant	<i>Ambrosia trifida</i>		up to 2	up to 4
Velvetleaf ⁽³⁾	<i>Abutilon theophrasti</i>		up to 6	up to 6
Waterhemp				
Common	<i>Amaranthus rudis</i>	up to 4	up to 6	
Tall	<i>Amaranthus tuberculatus</i>	up to 4	up to 6	
Weeds Suppressed				
Copperleafs				
Hophornbeam	<i>Acalypha ostryifolia</i>		up to 4	up to 6
Virginia	<i>Acalypha virginica</i>		up to 4	up to 6
Hemp Sesbania	<i>Sesbania exaltata</i>		up to 2	up to 2
Lambsquarters, Common	<i>Chenopodium album</i>		up to 3	up to 3
Morningglories, Annual	<i>Ipomoea sp.</i>		up to 3	up to 3
Prickly Sida	<i>Sida spinosa</i>		up to 3	up to 3
Adjuvant: STELLAR must be applied with 1 to 2 pts./A of crop oil concentrate or methylated seed oil. Use 2 pts./A when weeds are at the maximum labeled height or the relative humidity at application is below 60%. To enhance weed control, 1 to 2 qts./A of a spray grade nitrogen based liquid fertilizer, such as, 28, 30, or 32% N or 2.0 to 2.5 lbs. ammonium sulfate/A may be added.				

⁽¹⁾ Equivalent to approximately 0.027 lb./A flumiclorac pentyl ester and 0.094 lb./A lactofen.

⁽²⁾ Equivalent to approximately 0.038 lb./A flumiclorac pentyl ester and 0.131 lb./A lactofen.

⁽³⁾ The addition of a spray grade nitrogen fertilizer is recommended for velvetleaf control.

STELLAR HERBICIDE FOR SUPPRESSION OF WHITE MOLD IN SOYBEANS

STELLAR Herbicide and STELLAR Herbicide Tank mixes, when used as directed, can be used as part of an integrated program to suppress white mold in soybeans.

PRECAUTION: DO NOT APPLY STELLAR HERBICIDE AFTER WHITE MOLD INFECTION HAS OCCURRED.

Table 2. STELLAR Herbicide - White Mold Suppression - Soybeans - Rates and Time of Application

Product	Product Rate	Diseases Suppressed	Crop Growth Stage
STELLAR (3.1 EC)	5 to 7 fl. oz./A	White Mold ⁽¹⁾ (Sclerotinia stem rot)	Applications of STELLAR Herbicide for white mold suppression in soybeans must be made at or just before 1 st bloom. Generally this occurs after the 4 th trifoliolate is fully expanded.
Adjuvant: STELLAR must be applied with .25% v/v NIS or 0.5 to 1 pt./A crop oil concentrate or methylated seed oil.			

⁽¹⁾The soybean disease white mold is caused by Sclerotinia sclerotiorum.

NOTE: The mechanism for white mold suppression using STELLAR Herbicide is not fully understood at this time. It has been shown that this is not a fungicidal response but one that involves Systemic Acquired Resistance (SAR).

STELLAR HERBICIDE TANK MIX COMBINATIONS IN SOYBEANS

APPLICATION INFORMATION FOR TANK MIXES IN SOYBEANS

Apply STELLAR at 5 to 7 fl. oz./A to control the weeds listed in Table 1. To control additional weeds in soybeans, STELLAR may be tank mixed with approved herbicides. Approved tank mix herbicides, rates, and adjuvants are indicated in Table 3. For best results, STELLAR tank mix applications should be made to actively growing weeds. Do not apply STELLAR tank mixes during periods when soybeans and/or weeds are under stress or when conditions do not favor active weed growth. For maximum control, weeds must receive thorough spray coverage.

Crop response from STELLAR tank mixes may be greater than that which occurs from STELLAR applied alone. Crop response from STELLAR is temporary and does not adversely affect crop yield when applied according to the label use directions.

Always read and follow label directions for all tank mix products before using. The most restrictive labeling of any tank mix product must be followed. STELLAR, when applied according to label use directions will control the weeds listed in Table 1. This label makes no claims concerning control of other weed species.




Table 3. STELLAR Herbicide - Tank Mix Combinations in Soybeans

Tank Mix Partners For Specific Weeds Not Controlled By STELLAR	Tank Mix Partner Rate Per Acre	Adjuvant
BASAGRAN® (4 L) Common Cocklebur > 4 leaf Pennsylvania Smartweed Yellow Nutsedge ⁽¹⁾	1 to 1.5 pts./A	COC at 1 pt./A
CLASSIC® (25 WD) Common Cocklebur > 4 leaf Common Sunflower	3/8 to 2/3 oz./A	COC at 1 to 2 pts./A
COBRA® (2 EC) Common Ragweed > 6 leaf Pigweeds > 4 leaf Waterhemp > 4 leaf	2 to 6 fl. oz./A ⁽²⁾	COC at 1 pt./A
CONCLUDE® B + CONCLUDE G Or CONCLUDE XTRA B + CONCLUDE XTRA G Common Cocklebur > 4 leaf Pennsylvania Smartweed Annual Grasses	1.5 + 1.5 pts./A Or 24 + 17 fl. oz./A	COC at 1 pt./A
FIRSTRATE® (84 WD) Common Ragweed > 6 leaf Giant Ragweed > 4 leaf Common Sunflower	REFER TO FIRSTRATE (84 WD) LABEL	REFER TO FIRSTRATE (84 WD) LABEL
FLEXSTAR® (2 HL) Annual Morningglories	REFER TO FLEXSTAR (2 HL) LABEL	REFER TO FLEXSTAR (2 HL) LABEL
GLYPHOSATE ^{(3), (4)} Annual Grasses Large Seeded Broadleaves	0.5 to 1.5 lbs. ai./A	Refer to glyphosate label
LIBERTY® (1.67 L) ⁽⁵⁾ Annual Grasses Common Lambsquarters Pennsylvania Smartweed	1 to 1.75 pts./A	COC at 1 pt./A
MANIFEST® B + MANIFEST G Common Cocklebur > 4 leaf Pennsylvania Smartweed Annual Grasses	2.0 + 1.5 pts./A	COC at 1 pt./A
PINNACLE® (25 DW) HARMONY® GT (75 DW) Common Lambsquarters Pennsylvania Smartweed	0.25 oz./A 1/12 oz./A	NIS at 1.25% V/V

Table 3. STELLAR Herbicide - Tank Mix Combinations in Soybeans

Tank Mix Partners For Specific Weeds Not Controlled By STELLAR	Tank Mix Partner Rate Per Acre	Adjuvant
PINNACLE (25 DW) HARMONY® GT (75 DW) ⁵ Common Lambsquarters <2 inches	0.125 oz./A 1/24 oz./A <i>OK</i>	COC at 1 pt./A
PURSUIT® (70 DG) Common Cocklebur > 4 leaf Pennsylvania Smartweed	1.44 oz./A	COC at 1 to 2 pts./A plus either AMS at 2.5 lbs./A or spray grade nitrogen solution at 1 to 2 qts./A
RAPTOR® (1 AS) Kochia Pennsylvania Smartweed	4 to 5 fl. oz./A	COC at 1 to 2 pts./A plus either AMS at 2.5 lbs./A or spray grade nitrogen solution at 1 to 2 qts./A
REFLEX® (2L) Annual Morningglories	REFER TO REFLEX (2L) LABEL	REFER TO REFLEX (2L) LABEL
RELIANCE® STS™ (5) Common Lambsquarters Pennsylvania Smartweed	0.5 oz./A	COC at 1 to 2 pts./A
RESULT B® + RESULT G® Common Cocklebur > 4 leaf Pennsylvania Smartweed Yellow Nutsedge ⁽¹⁾	1.6 + 1.6 pts./A	COC at 1 pts./A plus either AMS at 2.5 lbs./A or spray grade nitrogen solution at 1 to 2 qts./A
ROUNDUP ULTRA® MAX (45 SC) ⁽⁴⁾ Annual Grasses Large Seeded Broadleaves	1 to 3 pts./A 13.3 to 40 fl. oz./A <i>OK</i>	None
ROUNDUP® (4 SC) ⁽⁴⁾ Annual Grasses Large Seeded Broadleaves	1 to 3 pts./A	COC at 1 to 2 pts./A
SCEPTER® (70 DG) Common Cocklebur > 4 leaf	1.4 to 2.8 oz./A	COC at 1 pt./A
SELECT® 2 EC ⁽⁷⁾ Annual Grasses	6 to 10 fl. oz./A	COC at 1 to 2 pts./A
STORM® (4 L) Common Cocklebur > 4 leaf Pennsylvania Smartweed	1 to 1.5 pt./A	COC at 1 pt./A
SYNCHRONY® STS™ DF or SP ⁽⁶⁾ Common Lambsquarters Pennsylvania Smartweed	0.5 oz./A	COC at 1 to 2 pts./A

⁽¹⁾ Use 1.5 pt./A of BASAGRAN for control of yellow nutsedge.

⁽²⁾ Use a maximum of 6 fl. oz./A of COBRA with 5 fl. oz./A of STELLAR. Use a maximum of 4 fl. oz./A of COBRA with 7 fl. oz./A of STELLAR.

⁽³⁾ Glyphosate containing products, that are labeled for postemergence broadcast application in soybeans, may be tank-mixed with STELLAR.

⁽⁴⁾ Use only on varieties legally designated as "ROUNDUP READY®".

- (5) Use only on varieties legally designated as "LIBERTY LINK®".
- (6) HARMONY GT. at 1.24 oz./A. may be tank-mixed with FirstRate plus Stellar.
- (6) Use only on varieties legally designated as "STS".
- (7) Other post emergence grass herbicides, such as ASSURE II, FUSION, FUSILADE DX, POAST, and POAST PLUS, may be tank-mixed with STELLAR for annual grass control. Refer to respective labels for rates and annual grasses controlled. For control of perennial grasses, such as rhizome Johnsongrass or quackgrass, it is recommended that the postemergence grass herbicide be used as a sequential application at least 1 day before or 7 days after STELLAR has been applied.

STORAGE AND DISPOSAL

PROHIBITIONS

Do not contaminate water, food or feed by storage, disposal or cleaning of equipment.

STORAGE

Store in a cool dry place.

Keep pesticide in original container.

Keep container closed when not in use.

Do not put concentrate or dilute into food or drink containers.

Not for use or storage in or around the home.

For help with any spill, leak, fire or exposure involving this material, call day or night 1-800-892-0099.

PESTICIDE DISPOSAL

Pesticide wastes are acutely hazardous. Improper disposal of excess pesticide, spray mixture, or rinsate is a violation of Federal Law. If these wastes cannot be disposed of by use according to label instructions, contact your State Pesticide or Environmental Control Agency, or the Hazardous Waste representative at the nearest EPA Regional Office for guidance.

CONTAINER DISPOSAL

Triple rinse (or equivalent). Do not reuse container. Offer for recycling or reconditioning, or puncture and dispose of in a sanitary landfill, or incineration, or, if allowed by state and local authorities, by burning. If burned, stay out of smoke.

Copyright© 2001 by Valent U.S.A. Corporation

ASSURE® II - Reg. TM of E. I. duPont de Nemours & Co. Inc.

BASAGRAN® - Reg. TM of BASF AG

CLASSIC® - Reg. TM of E. I. duPont de Nemours & Co., Inc.

COBRA® - Reg. TM of Valent USA Corp.

CONCLUDE® - reg. TM of BASF Corp.

FIRSTRATE® - Reg. TM of Dow AgroSciences LLC

FLEXSTAR® - Reg. TM of Zeneca Ag Products

FUSION® - Reg. TM of Zeneca Ag Products

FUSILADE® DX - Reg. TM of Zeneca Ag Products

LIBERTY® - Reg. TM of The Aventis Group

LIBERTY LINK® - Reg. TM of The Aventis Group

MANIFEST® - Reg. TM of BASF Corp.

PINNACLE® HARMONY GT® - Reg. TM of E. I. duPont de Nemours & Co., Inc.

POAST® - Reg. TM of BASF Corp.

POAST PLUS® - Reg. TM of BASF Corp.

PURSUIT® - Reg. TM of American Cyanamid Co

RAPTOR® - Reg. TM of American Cyanamid Co.

~~REFLEX® - Reg. TM of Zeneca Ag Products~~

RELIANCE® and STS™ - Reg. TM and TM of E. I. duPont de Nemours & Co., Inc.

RESOURCE® - Reg. TM of Valent U.S.A. Corporation

REZULT® - Reg. TM of BASF Corp.

ROUNDUP® - Reg. TM of Monsanto

ROUNDUP READY® - Reg. TM of Monsanto

ROUNDUP ULTRA® - Reg. TM of Monsanto

SCEPTER® - Reg. TM of American Cyanamid Co.

SELECT® - Reg. TM of Valent USA Corp.

STELLAR® - Reg. TM of Valent USA Corp.

STORM® - Reg. TM of BASF Corp.

SYNCHRONY® and STS™ - Reg. TM and TM of E. I. duPont de Nemours & Co., Inc.

Manufactured for:

Valent U.S.A. Corporation

P.O. Box 8025

Walnut Creek, CA 94596-8025

Made in U.S.A.

EPA Reg. No. 59639-92

