

59639-82

12/10/2003

1/17



ACCEPTED

DEC 10 2003

Under the Federal Insecticide, Fungicide, and Rodenticide Act, as amended, for the pesticide registered under EPA Reg. No. **59639-82**

RESOURCE[®] HERBICIDE

Active Ingredient	By Wt.
*Flumiclorac pentyl ester	10.1%
Other Ingredients	<u>89.9%</u>
Total	100.00%

*pentyl [2-chloro-4-fluoro-5-(1,3,4,5,6,7-hexahydro-1,3-dioxo-2H-isoindol-2-yl)phenoxy]acetate

Contains aromatic petroleum distillates.
Contains 0.86 pounds flumiclorac pentyl ester per gallon.

U.S. Patent No. 4,770,695

KEEP OUT OF REACH OF CHILDREN

WARNING - AVISO

SEE NEXT PAGE FOR ADDITIONAL PRECAUTIONARY STATEMENTS

Si usted no entiende la etiqueta, busque a alguien para que se la explique a usted en detalle. (If you do not understand the label, please find someone to explain it to you in detail.)

NET CONTENTS 1 GALLON

**PRECAUTIONARY STATEMENTS
HAZARDS TO HUMANS & DOMESTIC ANIMALS**

WARNING:

Causes substantial but temporary eye injury. Causes skin irritation. Harmful if swallowed or absorbed through the skin. Do not get in eyes, on skin or on clothing.

FIRST AID

- If in eyes:**
 - Hold eye open and rinse slowly and gently with water for 15-20 minutes.
 - Remove contact lenses, if present, after the first 5 minutes, then continue rinsing eye.
 - Call a poison control center or doctor for treatment advice.

- If on skin or clothing:**
 - Take off contaminated clothing.
 - Rinse skin immediately with plenty of water for 15-20 minutes.
 - Call a poison control center or doctor for treatment advice.

- If swallowed:**
 - Immediately call a poison control center or doctor.
 - Do not induce vomiting unless told to do so by a poison control center or doctor.
 - Do not give any liquid to the person.
 - Do not give anything by mouth to an unconscious person.

- If inhaled:**
 - Move person to fresh air.
 - If person is not breathing, call 911 or an ambulance, then give artificial respiration, preferably mouth-to-mouth, if possible.
 - Call a poison control center or doctor for further treatment advice.

HOT LINE NUMBER

Have the product container or label with you when calling a poison control center or doctor, or going for treatment. You may also contact **1-800-892-0099** for emergency medical treatment information.

NOTE TO PHYSICIAN

Ingestion of this product or subsequent vomiting can result in aspiration of light hydrocarbon liquid, which can cause pneumonitis. If ingested, probable mucosal damage may contraindicate the use of gastric lavage.

PERSONAL PROTECTIVE EQUIPMENT (PPE):

Some materials that are chemical-resistant to this product are listed below. If you want more options, follow the instructions for category G on an EPA chemical resistance category selection chart.

Applicators and other handlers must wear: coveralls worn over short-sleeved shirt and short pants, chemical-resistant gloves such as Barrier Laminate or Viton \geq 14 mils, chemical resistant footwear plus socks, and protective eyewear.

Discard clothing and other absorbent materials that have been drenched or heavily contaminated with this product's concentrate. Do not reuse them. Follow manufacturer's instructions for cleaning/maintaining PPE. If no such instructions for washables, use detergent and hot water. Keep and wash PPE separately from other laundry.

When handlers use closed systems, enclosed cabs, or aircraft in a manner that meets the requirements listed in the Worker Protection Standard (WPS) for agricultural pesticides [40 CFR 170.240(d)(4-6)], the handler PPE requirements may be reduced or modified as specified in the WPS.

USER SAFETY RECOMMENDATIONS

Users should:

- Wash hands before eating, drinking, chewing gum, using tobacco or using the toilet.
- Remove clothing immediately if pesticide gets inside. Then wash thoroughly and put on clean clothing.
- Remove PPE immediately after handling this product. Wash the outside of gloves before removing. As soon as possible, wash thoroughly and change into clean clothing.

ENVIRONMENTAL HAZARDS:

This product is toxic to shrimp. Keep out of lakes, ponds or streams. Do not apply directly to water, or to areas where surface water is present or to intertidal areas below the mean high water mark. Do not contaminate water when disposing of equipment washwater or rinsate.

Do not apply under conditions involving possible drift to food, forage or other plantings that might be damaged or the crops thereof rendered unfit for sale, use or consumption.

Do not apply during wind speeds of greater than 10 miles per hour or during inversions. Local regulations permitting, an inversion can be identified by discharging a column of smoke. During an inversion, the column of smoke will rise and then abruptly level off. Sometimes during an inversion, the smoke can be seen to drop below the height at which the leveling off occurred. In the absence of an inversion the smoke will continue to rise and disperse into the atmosphere.

DIRECTIONS FOR USE

It is a violation of Federal Law to use this product in a manner inconsistent with its labeling.

READ ENTIRE LABEL. USE STRICTLY IN ACCORDANCE WITH PRECAUTIONARY STATEMENTS AND DIRECTIONS, AND WITH APPLICABLE STATE AND FEDERAL REGULATIONS.

Do not apply this product in a way that will contact workers or other persons, either directly or through drift. Only protected handlers may be in the area during application. For any requirements specific to your State or Tribe, consult the agency responsible for pesticide regulation.

AGRICULTURAL USE REQUIREMENTS

Use this product only in accordance with its labeling and with the Worker Protection Standard, 40 CFR part 170. This standard contains requirements for the protection of agricultural workers on farms, forests, nurseries, and greenhouses, and handlers of agricultural pesticides. It contains requirements for training, decontamination, notification, and emergency assistance. It also contains specific instructions and exceptions pertaining to the statements on this label about personal protective equipment and restricted-entry interval. For any requirements specific to your State, consult the agency in your State responsible for pesticide regulation.

Do not enter or allow worker entry into treated areas during the restricted-entry interval (REI) of 12 hours.

PPE required for early entry to treated areas that is permitted under the Worker Protection Standard and that involves contact with anything that has been treated, such as plants, soil, or water, is: coveralls worn over short-sleeved shirts and short-pants, chemical-resistant gloves such as Barrier Laminate or Viton \geq 14 mils, chemical-resistant footwear plus socks, and protective eyewear.

4/17

**DISCLAIMER, RISKS OF USING THIS PRODUCT,
LIMITED WARRANTY
AND LIMITATION OF LIABILITY**

IMPORTANT: Read the entire Label including this Disclaimer, Risks of Using this Product, Limited Warranty, and Limitation of Liability before using this product. If the terms are not acceptable THEN DO NOT USE THE PRODUCT; rather, return the unopened product within 15 days of purchase for a refund of the purchase price.

RISKS OF USING THIS PRODUCT

The Buyer and User (referred to collectively herein as "Buyer") of this product should be aware that there are inherent unintended risks associated with the use of this product which are impossible to eliminate. These risks include, but are not limited to, injury to plants and crops to which this product is applied, lack of control of the target pests or weeds, resistance of the target pest or weeds to this product, injury caused by drift, and injury to rotational crops caused by carryover in the soil. Such risks of crop injury, non-performance, resistance or other unintended consequences are unavoidable and may result because of such factors as weather, soil conditions, disease, moisture conditions, irrigation practices, condition of the crop at the time of application, presence of other materials either applied in the tank mix with this product or prior to application of this product, cultural practices or the manner of use or application, (or a combination of such factors) all of which are factors beyond the control of Valent. The Buyer should be aware that these inherent unintended risks may reduce the harvested yield of the crop in all or a portion of the treated acreage, or otherwise affect the crop such that additional care, treatment and expense are required to take the crop to harvest. If the Buyer chooses not to accept these risks, THEN THIS PRODUCT SHOULD NOT BE APPLIED. By applying this product Buyer acknowledges and accepts these inherent unintended risks AND AGREES THAT ALL SUCH RISKS ASSOCIATED WITH THE APPLICATION AND USE ARE ASSUMED BY THE BUYER.

Valent shall not be responsible for losses or damages (including, but not limited to, loss of yield, increased expenses of farming the crop or such incidental, consequential or special damages that may be claimed) resulting from use of this product in any manner not set forth on the label. Buyer assumes all risks associated with the use of this product in any manner or under conditions not specifically directed or approved on the label.

LIMITED WARRANTY

Valent warrants only that this product conforms to the chemical description on the label and is reasonably fit for the purposes stated in the label, under average use conditions, when used strictly in accordance with the label and subject to the Risks of Using This Product as described above. EXCEPT AS SET FORTH ABOVE, VALENT MAKES NO OTHER WARRANTIES, EITHER EXPRESSED OR IMPLIED. No agent or representative of Valent or Seller is authorized to make or create any other express or implied warranty.

LIMITATION OF LIABILITY

In no event shall Valent or Seller be liable for any incidental, consequential, indirect or special damages resulting from the use or handling of this product. The limitation includes, but is not limited to, loss of yield on all or any portion of the treated acreage, increased care, treatment or other expenses required to take the crop to harvest, increased finance charges or altered finance ratings, emotional or mental distress and/or exemplary damages. THE EXCLUSIVE REMEDY OF THE BUYER, AND THE EXCLUSIVE MAXIMUM LIABILITY OF VALENT OR SELLER FOR ANY AND ALL CLAIMS, LOSSES, INJURIES OR DAMAGES (INCLUDING CLAIMS BASED ON BREACH OF WARRANTY, CONTRACT, NEGLIGENCE, TORT, STRICT LIABILITY OR OTHERWISE) RESULTING FROM THE USE OR HANDLING OF THIS PRODUCT SHALL BE THE RETURN OF THE PURCHASE PRICE OF THIS PRODUCT OR, AT THE ELECTION OF VALENT OR SELLER, THE REPLACEMENT OF THE PRODUCT.

PROMPT NOTICE OF CLAIM

Valent must be provided notice as soon as Buyer has reason to believe it may have a claim, but in no event later than twenty-one days from date of planting, or twenty-one days from the date of application, whichever is latter, so that an immediate inspection of the affected property and growing crops can be made.

If Buyer does not notify Valent of any claims, in such period, it shall be barred from obtaining any remedy.

NO AMENDMENTS

Valent and Seller offer this product, and Buyer accepts it, subject to the foregoing Disclaimer, Risks of Using This Product, Limited Warranty and Limitation of Liability, which may not be modified by any oral or written agreement.

TANK MIXES

NOTICE: Tank mixing or use of this product with any other product which is not specifically and expressly authorized by the label shall be the exclusive risk of user, applicator and/or application advisor.

Read and follow the entire label of each product to be used in the tank mix with this product.

TABLE OF CONTENTS

GENERAL INFORMATION

- General Restrictions and Limitations
- Environmental Conditions and Biological Performance
- Rainfastness
- Additives
- Jar Test to Determine Compatibility of Adjuvants and RESOURCE
- Mixing Instructions
- Application Equipment
- Broadcast Application
- Carrier Volume and Spray Pressure
- Band Application
- Aerial Application
- Application and Cultivation
- Sequential Applications
- Crop Failure
- Rotational Restrictions
- Resistance Management

DIRECTIONS FOR BURNDOWN USE IN FIELD CORN AND SOYBEANS

DIRECTIONS FOR USE IN FIELD CORN

- Use Restrictions for RESOURCE Applied to Field Corn
- General Information
- Timing to Field Corn
- Timing to Weeds
- Drop-Nozzle Applications
- RESOURCE Rates and Weed Sizes for Broadcast and Drop-Nozzle Application
in Field Corn..... Table 1
- Application Information for Tank Mixes in Field Corn.....
- RESOURCE Tank Mix Combinations for Use in Field Corn Table 2
- Added Velvetleaf Control in Field Corn Tank Mixes.....
- ROUNDUP READY® Program in Field Corn
- RESOURCE Tank Mixes in ROUNDUP READY Systems for Increased Velvetleaf Control Table 3

DIRECTIONS FOR USE IN SOYBEANS

- Use Restrictions for RESOURCE Applied to Soybeans
- Timing to Soybeans
- Timing to Weeds
- RESOURCE Rates and Weed Sizes for Broadcast Application in Soybeans Table 4
- Application Information for Tank Mixes in Soybeans.....
- RESOURCE Tank Mix Combinations for Use in Soybeans Table 5
- Added Velvetleaf Control in Soybean Tank Mixes.....
- ROUNDUP READY Program in Soybeans.....
- RESOURCE Tank Mixes in ROUNDUP READY Systems for Increased Velvetleaf Control Table 6
- RESOURCE Tank Mixes in ROUNDUP READY Systems for Morningglory Suppression..... Table 7

6/17

GENERAL INFORMATION

RESOURCE Herbicide is a selective herbicide for postemergence control of susceptible broadleaf weeds in field corn and soybeans.

GENERAL RESTRICTIONS AND LIMITATIONS

- Do not apply this product through any type of irrigation system.
- Do not make more than two applications per acre per season.
- Do not apply more than 4 fl. oz./A by air.
- Do not apply more than an additional 4 fl. oz./A of RESOURCE following an aerial application to corn or 8 fl. oz./A of RESOURCE following an aerial application to soybeans.
- Do not make a ground application of RESOURCE within 14 days of an aerial application.

ENVIRONMENTAL CONDITIONS AND BIOLOGICAL PERFORMANCE

For best results, RESOURCE should be applied to actively growing weeds within the growth stages indicated in this label. Applying RESOURCE under conditions that do not promote active weed growth will reduce herbicide effectiveness. Do not apply RESOURCE when the crop or weeds are under stress due to drought, excessive water, extremes in temperature, disease or low humidity. Weeds under stress tend to become less susceptible to herbicidal action. RESOURCE is most effective when applied under sunny conditions at temperatures above 70°F.

RAINFASTNESS

RESOURCE is rainfast one hour after application. Applications should not be made if rain is expected within one hour of application or efficacy may be reduced.

ADDITIVES

Control of weeds by RESOURCE requires the addition of an agronomically approved adjuvant to the spray mixture. Either a crop oil concentrate or methylated seed oil, which contains at least 15% emulsifiers and 80% oil, may be used when applying RESOURCE. Certain tank mixes require the use of a non-ionic surfactant. Non-ionic surfactant must contain at least 80% active ingredient and must be EPA approved for use on food crops. Mixing and compatibility qualities should be verified by a jar test.

A spray grade nitrogen source (either ammonium sulfate at 2.0 to 2.5 lbs./A or 28 to 32% nitrogen solution at 1 to 2 qts./A) may be added to the spray mixture along with either crop oil concentrate, methylated seed oil, or non-ionic surfactant to enhance weed control. The addition of a nitrogen source does not replace the need for crop oil concentrate, methylated seed oil, or non-ionic surfactant.

JAR TEST TO DETERMINE COMPATIBILITY OF ADJUVANTS AND RESOURCE

A jar test should be performed before mixing commercial quantities of RESOURCE when using RESOURCE for the first time, when using new adjuvants, or when a new water source is being used.

1. Add 1 pt. of the water to a quart jar. The water should be from the same source and temperature as will be used in the spray tank mixing operation.
2. Add 1 ml of RESOURCE to the quart jar, gently mix until product dissipates.
3. Add 6 ml (1 tsp.) of the crop oil concentrate or methylated seed oil to the quart jar, gently mix. If a non-ionic surfactant is being used in a tank mix, add 2.5 ml (0.3 tsp.) of the non-ionic surfactant in place of the oil.
4. If nitrogen is being used, add 16 ml (1 tbsp. or 0.5 oz.) of the 28 to 32% nitrogen source to the quart jar. If ammonium sulfate is being used, add 19 gms AMS to the quart jar in place of the 28 to 32% nitrogen. Ammonium sulfate should be added to the jar before the RESOURCE in step 2.
5. Place cap in jar, invert 10 times, let stand for 15 minutes, evaluate.
6. An ideal tank mix combination will be uniform and free of suspended particles. If any of the following conditions are observed the choice of adjuvant should be questioned:
 - a) Layer of oil or globules on the mixture's surface.
 - b) Flocculation: fine particles in suspension or as a layer on the bottom of the jar.
 - c) Clabbering: Thickening texture (coagulated) like gelatin.

MIXING INSTRUCTIONS

1. Fill spray tank with water 1/3 to 1/2 of desired level with clean water.
2. While agitating, add the required amount of RESOURCE. Agitation should create a rippling or rolling action on the water surface. If tank mixing RESOURCE with other labeled pesticides, add water soluble bags first, followed by dry formulations, flowables, emulsifiable concentrates, and then solutions. Prepare no more spray mixture than is required for the immediate spray operation.
3. Add any required adjuvants.
4. Add any required nitrogen source, unless ammonium sulfate (AMS) is being used. If AMS is being used as the nitrogen source, it should be added after water soluble bags and before dry pesticides.
5. Fill spray tank to desired level with water. Agitation should continue until spray solution has been applied.
6. Mix only the amount of spray solution that can be applied the day of mixing. RESOURCE will remain active in the spray solution for 12 hours.

APPLICATION EQUIPMENT

Application equipment should be clean and in good repair. Nozzles should be uniformly spaced on boom and frequently checked for accuracy. Ground speed should not exceed 10 mph to provide proper spray coverage. Boom height, ground speed, and pressure recommendations, should not exceed those recommended by the spray nozzle manufacturer for the type and size of nozzle being used. Improper use of the selected spray nozzle will adversely affect the spray pattern, prevent proper coverage of weed leaf surface, and reduce weed control. Refer to the manufacturer's spray chart for nozzle selection and operating information. Special attention should be given to preparing and operating the spray equipment to assure proper coverage of weed foliage.

BROADCAST APPLICATION

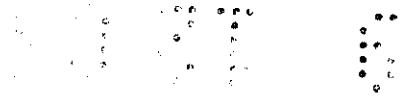
Apply RESOURCE and RESOURCE tank mixes with ground equipment using standard commercial sprayers equipped with flat fan (including split-nozzle systems which spray in opposite directions) or hollow cone nozzles designed to deliver the desired spray pressure and spray volume. DO NOT USE flood nozzles. Thorough weed coverage is required for optimum control. Spray nozzles should be centered at a maximum of 20 inch spacing to provide adequate coverage.

CARRIER VOLUME AND SPRAY PRESSURE

Use RESOURCE on a broadcast basis in a minimum of 15 gals. of water per acre and a spray pressure of 35 to 60 PSI measured at the spray nozzle. If weed populations are moderate to heavy and/or weeds are approaching maximum label size and/or crop canopy is dense, use a minimum of 20 GPA of water and a spray pressure of 40 to 50 PSI. Nozzle selection should meet manufacturer's gallonage and pressure recommendation for postemergence herbicide application.

BAND APPLICATION

When banding, use proportionately less water and RESOURCE per acre. Banding equipment should be adjusted to provide maximum coverage of weeds in the row. A minimum of two nozzles per row is required to provide optimum coverage of weed foliage.



8/17

AERIAL APPLICATION

To obtain satisfactory weed control with aerial application of RESOURCE, use as part of a labeled tank mix. Uniform coverage must be obtained. To obtain satisfactory application and avoid drift, the following directions must be observed:

Do not apply during low-level inversion conditions, when winds are gusty or under any other condition which favors drift. Do not spray when drift is possible or when wind velocity is more than 10 m.p.h.

Drift may cause damage to any vegetation contacted to which application is not intended. To prevent injury to adjacent desirable vegetation, appropriate buffer zones must be maintained.

Do not apply this product within 40 feet of non-target plants including non-target crops.

Do not apply this product within 70 feet of streams, wetlands, marshes, ponds, lakes, and reservoirs.

Maximum Use Rate

The maximum rate of RESOURCE that can be applied by air is 4 fl. oz./A. A maximum of an additional 4 fl. oz./A of RESOURCE can be applied by ground to corn or 8 fl. oz./A of RESOURCE can be applied by ground to soybeans after a minimum of 14 days after the aerial application.

When applied aerially followed by ground application do not exceed a maximum of 8 fl. oz./A of RESOURCE to corn or 12 fl. oz./A of RESOURCE to soybeans per season.

Carrier Volume and Spray Pressure

Use RESOURCE in 7 to 10 gals. of water per acre and a maximum spray pressure of 40 PSI. Application at less than 7 gals. per acre will provide inadequate control. The higher gallonage applications generally afford more consistent weed control.

Nozzle and Nozzle Orientation

Coarse sprays are less likely to drift; therefore, do not use nozzles or nozzle configurations which dispense spray as fine droplets. Use the largest droplet size possible that provides sufficient coverage and control. Use nozzles which produce flat or hollow cone spray patterns. Use non-drip type nozzles, such as diaphragm-type nozzles to avoid unwanted discharge of spray solution.

Do not angle nozzles forward into the air stream and do not increase spray volume by increasing nozzle pressure. The nozzles must be directed toward the rear of the aircraft, at an angle between 0 and 15° downward. Do not place nozzles on the outer 25% of the wings or rotors.

Adjuvants and Drift Control Additives


Refer to tank mix partners label for adjuvant recommendation. Drift control additives may be used. When a drift control additive is used, read and carefully observe the cautionary statements and all other information appearing on the additive label.

APPLICATION AND CULTIVATION

Do not cultivate prior to or during application. Do not generate excessive dust while spraying. Excessively dusty conditions may interfere with the coverage of the weed leaf surface by the spray solution. A timely cultivation approximately one week after application will assist in weed control.

SEQUENTIAL APPLICATIONS

A sequential application of RESOURCE can be made after a minimum of 14 days have passed following the first application of RESOURCE to control new flushes of susceptible weeds in field corn and soybeans.



9/17

CROP FAILURE

If the crop treated with RESOURCE is lost due to a catastrophe, such as hail or other forms of inclement weather, refer to crop Rotational Restrictions below.

ROTATIONAL RESTRICTIONS

- Do not rotate to crops other than soybeans or field corn within 30 days after last RESOURCE Herbicide application.

RESISTANCE MANAGEMENT

Any weed population may contain or develop plants naturally resistant to herbicides in various mode of action classes. Resistant biotypes may eventually dominate the weed population if the same class of chemistry/mode of action herbicides are used repeatedly in the same field or in successive years. These resistant biotypes may not be adequately controlled by herbicides in a mode of action class for which resistance has developed. A gradual or total loss of weed control may occur over time. Other resistance mechanisms that are not linked to site of action, such as enhanced metabolism, may also exist. Appropriate resistance management strategies should be followed.

TO DELAY HERBICIDE RESISTANCE

- Avoid the use of herbicides that have a similar target site mode of action in consecutive years.
- Herbicide use should be based on an IPM program that includes scouting, record keeping, and consideration of cultivation practices, water management, weed free crop seed, crop rotation, and other chemical or cultural control practices.
- Monitor treated weed population for resistance development and report suspected resistance.
- Contact your local extension or crop expert (advisor) for any additional pesticide resistance management and/or IPM recommendations for specific crops and weed biotypes.
- For further information contact Valent USA Corporation at the following toll free number 1-800-682-5368.

DIRECTIONS FOR BURNDOWN USE IN FIELD CORN AND SOYBEANS

RESOURCE, at 2 to 4 fl. oz./A, can be tank mixed with glyphosate containing products to increase speed of activity when used as part of a burndown program prior to planting field corn or soybeans.

Refer to glyphosate containing product's label for specific use instructions. Use only with glyphosate products which are labeled for burndown use.

DIRECTIONS FOR USE IN FIELD CORN

Do not use RESOURCE on popcorn or sweet corn.


USE RESTRICTIONS FOR RESOURCE APPLIED TO FIELD CORN

Do not apply RESOURCE to field corn before the 2 leaf or after the 10 leaf stage.

Do not apply more than 6 fl. oz./A of RESOURCE in a single broadcast application or more than a total of 8 fl. oz./A to field corn during a single growing season.

As a directed spray using drop nozzles, do not apply more than a total of 8 fl. oz./A of RESOURCE to field corn in a single application or during a single growing season.

Do not graze animals on green forage or use as feed less than 28 days after RESOURCE application.



GENERAL INFORMATION

RESOURCE can be used on field corn grown for commercial seed production. However, do not apply RESOURCE to seed corn without first verifying with your seed corn supplier the RESOURCE selectivity on your inbred line. This precaution will help avoid potential injury on sensitive varieties. Use on inbred lines or other genetic material used in a breeding program is done at the sole risk of the user.

TIMING TO FIELD CORN

RESOURCE may be applied to field corn from the 2 leaf through the 10 leaf stage. Determine the leaf stage of corn by counting only those leaves with leaf collars visible. A temporary crop response may be observed following a postemergence broadcast application of RESOURCE. Corn quickly outgrows all initial herbicide effects. When RESOURCE is used as directed, corn yields will not be adversely affected.

TIMING TO WEEDS

Identify weed species as early as possible. Recommended rates, weed species and maximum weed heights for effective control with RESOURCE as a stand-alone broadcast or drop-nozzle application are indicated in Table 1. Recommended tank mixes are listed in Table 2.

DROP-NOZZLE APPLICATIONS

Drop-nozzle application should be made after corn has reached a sufficient height for the spray to be directed beneath the corn leaves or when corn leaves prevent proper spray coverage of weeds. When making a drop-nozzle application, the rate of crop oil concentrate should be 1 qt./A. Since the activity of RESOURCE is enhanced when the 1 qt./A rate of crop oil concentrate is used, care must be taken to minimize exposure of corn leaves to the spray. Do not apply RESOURCE directly into the corn whorl when making a post directed application.

**Table 1.
RESOURCE Rates and Weed Sizes for Broadcast and Drop-Nozzle Application in Field Corn**

BROADCAST APPLICATION RATES AND TIMING				
Common Name	Scientific Name	Crop Oil Concentrate Rate	Application Rates	
			Leaf Stage	
			4 fl. oz./A	6 fl. oz./A
Weeds Controlled				
Common Ragweed Smooth Pigweed Velvetleaf	<i>Ambrosia artemisiifolia</i> <i>Amaranthus hybridus</i> <i>Abutilon theophrasti</i>	1 pt./A	- - up to 5	up to 3 up to 3 up to 6
Weeds Suppressed				
Common Lambsquarters Common Ragweed Palmer Amaranth Smooth Pigweed	<i>Chenopodium album</i> <i>Ambrosia artemisiifolia</i> <i>Amaranthus palmeri</i> <i>Amaranthus hybridus</i>		- up to 2 - up to 3	up to 3 up to 4 up to 4 up to 4
Adjuvant: RESOURCE must be applied with 1 pt./A of crop oil concentrate or methylated seed oil. A spray grade nitrogen source (either ammonium sulfate at 2.0 to 2.5 lbs./A or 28 to 32% nitrogen solution at 1 to 2 qts./A) may be added to enhance weed control.				

11/17

DROP-NOZZLE APPLICATION RATES AND TIMING					
Common Name	Scientific Name	Crop Oil Concentrate Rate	Application Rates		
			Leaf Stage		
			4 fl. oz./A	6 fl. oz./A	8 fl. oz./A
Weeds Controlled					
Common Ragweed	<i>Ambrosia artemisiifolia</i>	1 qt./A	-	up to 4	up to 6
Jimsonweed	<i>Datura stramonium</i>		-	-	up to 4
Pigweeds					
Prostrate	<i>Amaranthus blitoides</i>		-	up to 3	up to 6
Smooth	<i>Amaranthus hybridus</i>		-	up to 3	up to 4
Prickly Sida	<i>Sida spinosa</i>		-	up to 3	up to 4
Velvetleaf ⁽¹⁾	<i>Abutilon theophrasti</i>		up to 6	up to 8	up to 10
Weeds Suppressed					
Common Cocklebur	<i>Xanthium strumarium</i>		-	-	up to 3
Common Lambsquarters	<i>Chenopodium album</i>		-	up to 3	up to 3
Pigweeds					
Palmer Amaranth	<i>Amaranthus palmeri</i>	-	up to 4	up to 4	
Redroot	<i>Amaranthus retroflexus</i>	-	-	up to 2	
Spotted Spurge	<i>Euphorbia maculata</i>	-	-	up to 2	

Adjuvant: RESOURCE must be applied with 1 qt./A of crop oil concentrate or methylated seed oil. A spray grade nitrogen source (either ammonium sulfate at 2.0 to 2.5 lbs./A or 28 to 32% nitrogen solution at 1 to 2 qts./A) may be added to enhance weed control.

⁽¹⁾ The addition of a spray grade nitrogen fertilizer is recommended for velvetleaf control.

APPLICATION INFORMATION FOR TANK MIXES IN FIELD CORN

Apply RESOURCE AT 4 to 8 fl. oz./A to control the weeds listed in Table 1. To control additional weeds in field corn, RESOURCE may be tank mixed with approved herbicides. Approved tank mix herbicides are indicated in Table 2. For best results, RESOURCE tank mix applications should be made to actively growing weeds. Do not apply RESOURCE tank mixes during periods when corn and/or weeds are under stress or when conditions do not favor active weed growth. For maximum control, weeds must receive thorough spray coverage.

Crop response from RESOURCE tank mix applications may be greater than that occurring from RESOURCE applied alone. Crop response from RESOURCE is temporary and does not adversely affect crop yield when applied according to the label use directions.

Always read and follow label directions for all tank mix products before using. The most restrictive labeling of any tank mix product must be followed. RESOURCE, when applied according to label use directions, will control the weeds listed in Table 1. This label makes no claims concerning control of other weed species.

Table 2.
RESOURCE Tank Mix Combinations for use in Field Corn

2,4-D AMINE 2,4-D ESTER ACCENT® ATRAZINE BANVEL® BASIS® BASIS GOLD®	BEACON® BROMOXYNIL BUCTRIL® CELEBRITY™ CLARITY® EXCEED® GLYPHOSATE ⁽⁴⁾	HORNET® LADDOK® LIBERTY® ⁽¹⁾ LIGHTNING™ ⁽²⁾ MARKSMAN® NORTHSTAR™ PERMIT®	POAST® ⁽³⁾ POAST PLUS® ⁽³⁾ PURSUIT® ⁽³⁾ ROUNDUP® ⁽⁴⁾ ROUNDUP ULTRA MAX® ⁽⁴⁾ SPIRIT™® STINGER®
---	---	--	--

⁽¹⁾ Use only on varieties legally designated as "LIBERTY LINK®".
⁽²⁾ Use only on varieties legally designated as "IMI-CORN®".
⁽³⁾ Use only on varieties legally designated as "POAST PROTECTIVE™".
⁽⁴⁾ Use only on varieties legally designated as "ROUNDUP READY".

ADDED VELVETLEAF CONTROL IN FIELD CORN TANK MIXES

Tank mix RESOURCE at 4 fl. oz./A to any of the tank mix partners listed in Table 2 to control velvetleaf up to the 6 leaf stage. RESOURCE, at 2 fl. oz./A, may be added to the tank mix partners listed in Table 2 (with the exception of POAST, POAST PLUS and STINGER) to control velvetleaf up to the 4 leaf stage. RESOURCE may be added to any labeled two and three-way tank mix of products listed in Table 2 for enhanced velvetleaf control. Refer to tank mix partner's label for adjuvant recommendation.

ROUNDUP READY PROGRAM IN FIELD CORN

RESOURCE can be added to glyphosate containing products labeled for use in field corn for increased control of velvetleaf. Refer to Table 3 for product and rate recommendations.

Table 3.
RESOURCE Tank Mixes in ROUNDUP READY⁽¹⁾ Systems for Increased Velvetleaf Control⁽²⁾

		RESOURCE Rates and Velvetleaf Size		
		Leaf Stage		
Product	Rates	2 fl. oz./A	3 fl. oz./A	4 fl. oz./A
Glyphosate	0.75 to 1.5 lbs. ai/A	6	7	8
ROUNDUP ULTRA MAX	20 to 40 fl. oz./A	6	7	8
ROUNDUP	1.5 to 3.0 pts./A	6	7	8

⁽¹⁾ Use only on corn varieties legally designated as "ROUNDUP READY".
⁽²⁾ Use adjuvant recommended on glyphosate containing product's label.

13/17

DIRECTIONS FOR USE IN SOYBEANS

USE RESTRICTIONS FOR RESOURCE APPLIED TO SOYBEANS

Do not apply more than 12 fl. oz./A of RESOURCE in a single application or more than a total of 16 fl. oz./A to soybeans during a single growing season.

Do not apply RESOURCE if rain is expected within one hour of application; otherwise unsatisfactory weed control may result.

Do not graze treated fields or harvest for forage or hay.

Do not apply RESOURCE within 60 days of harvest.

TIMING TO SOYBEANS

RESOURCE may be applied to soybeans until 60 days prior to harvest. A temporary crop response may be observed following a postemergence broadcast application of RESOURCE. Soybean leaves that are open at the time of application may show some burn or spotting. Soybean quickly outgrows all initial herbicide effects. When RESOURCE is used as directed, soybean yields will not be adversely affected.

TIMING TO WEEDS

Identify weed species as early as possible. Recommended rates, weed species, and maximum weed heights for effective control with RESOURCE as a stand-alone broadcast application are indicated in Table 4. Recommended tank mixes are listed in Table 5.

Table 4.

RESOURCE Rates and Weed Sizes for Broadcast Application in Soybeans

BROADLEAF WEED CONTROL					
Common Name	Scientific Name	Crop Oil Concentrate Rate	Application Rates		
			Leaf Stage		
			4 fl. oz./A	6 fl. oz./A	8 fl. oz./A
Weeds Controlled		1 qt./A			
Common Ragweed	<i>Ambrosia artemisiifolia</i>		--	up to 4	up to 6
Jimsonweed	<i>Datura stramonium</i>		--	--	up to 4
Pigweeds					
Prostrate	<i>Amaranthus blitoides</i>		--	up to 3	up to 6
Smooth	<i>Amaranthus hybridus</i>		--	up to 3	up to 4
Prickly Sida	<i>Sida spinosa</i>		--	up to 3	up to 4
Velvetleaf	<i>Abutilon theophrasti</i>		up to 6	up to 8	up to 10
Weeds Suppressed					
Common Cocklebur	<i>Xanthium strumarium</i>		--	--	up to 3
Common Lambsquarters	<i>Chenopodium album</i>	--	up to 3	up to 3	
Pigweeds					
Palmer Amaranth	<i>Amaranthus palmeri</i>	--	up to 4	up to 4	
Redroot	<i>Amaranthus retroflexus</i>	--	--	up to 2	
Spotted Spurge	<i>Euphorbia maculata</i>	--	--	up to 2	

Adjuvant: RESOURCE must be applied with 1 qt./A of crop oil concentrate or methylated seed oil. A spray grade nitrogen source (either ammonium sulfate at 2.0 to 2.5 lbs./A or 28 to 32% nitrogen solution at 1 to 2 qts./A) may be added to enhance weed control.

LATE CONTROL OF TALL VELVETLEAF			
Weeds Controlled	Crop Oil Concentrate Rate	Application Rates:	
		8 fl.oz./A	12 fl. oz./A
Maximum Velvetleaf Growth Stage	1 qt./A	up to 10 leaf or 24 inches tall	up to 30 inches tall

Adjuvant: RESOURCE, when used alone, must be applied with 1 qt./A of crop oil concentrate. A spray grade nitrogen source (either ammonium sulfate at 2.0 to 2.5 lbs./A or 28 to 32% nitrogen solution at 1 to 2 qts./A) may be added to enhance weed control.

APPLICATION INFORMATION FOR TANK MIXES IN SOYBEANS

Apply RESOURCE at 4 to 12 fl. oz./A to control the weeds listed in Table 4. To control additional weeds in soybeans, RESOURCE may be tank mixed with approved herbicides. Approved tank mixes are indicated in Table 5. For best results, RESOURCE tank mix applications should be made to actively growing weeds.

Do not apply RESOURCE tank mixes during periods when soybeans and/or weeds are under stress or when conditions do not favor active weed growth. For maximum control, weeds must receive thorough spray coverage.

Crop response from RESOURCE tank mix applications may be greater than that occurring from RESOURCE applied alone. Crop response from RESOURCE is temporary and does not adversely effect crop yield when applied following label use directions.

Always read and follow label directions for all tank mix products before using. The most restrictive labeling of any tank mix product must be followed. RESOURCE, when applied according to label use directions, will control the weeds listed in Table 4. This label makes no claims concerning control of other weed species.

**Table 5.
RESOURCE Tank Mix Combinations for Use in Soybeans**

ASSURE II® BASAGRAN® BLAZER® CLASSIC® COBRA® CONCLUDE® ULTRA FIRSTRATE®	FLEXSTAR® FUSILADE® DX FUSION® GALAXY® GLYPHOSATE ⁽²⁾ HARMONY GT LIBERTY® ⁽¹⁾	MANIFEST® POAST® POAST PLUS® PURSUIT® RAPTOR® REZULT®	ROUNDUP ULTRA MAX® ⁽³⁾ ROUNDUP® ⁽³⁾ SCEPTER® SELECT® STORM® SYNCHRONY® ⁽²⁾ TOUCHDOWN® 5 ⁽³⁾
---	---	--	---

⁽¹⁾ Use only on varieties legally designated as "LIBERTY LINK".
⁽²⁾ Use only on varieties legally designated as "STS™".
⁽³⁾ Use only on varieties legally designated as "ROUNDUP READY".

ADDED VELVETLEAF CONTROL IN SOYBEAN TANK MIXES

Tank mix RESOURCE at 4 fl. oz./A to any of the tank mix partners listed in Table 5 to control velvetleaf up to the 6 leaf stage. RESOURCE, at 2 fl. oz./A, may be added to the tank mix partners listed in Table 5 (with the exception of ASSURE II, FUSILADE DX, FUSION®, POAST, POAST PLUS and SELECT) to control velvetleaf up to the 4 leaf stage. RESOURCE may be added to any labeled two and three-way tank mix of products listed in Table 5 for enhanced velvetleaf control. Refer to tank mix partner's label for adjuvant recommendation.

ROUNDUP READY PROGRAM IN SOYBEANS

RESOURCE can be added to glyphosate containing products labeled for use in soybeans for increased control of velvetleaf and suppression of morningglories. Refer to Tables 6 and 7 for product and rate recommendations.

Table 6.
RESOURCE Tank Mixes in ROUNDUP READY⁽¹⁾ Systems for Increased Velvetleaf Control⁽²⁾

		RESOURCE Rates and Velvetleaf Size		
		Leaf Stage		
Product	Rates	2 fl. oz./A	3 fl. oz./A	4 fl. oz./A
Glyphosate	0.75 to 1.5 lbs. ai/A	6	7	8
ROUNDUP ULTRA MAX	20 to 40 fl. oz./A	6	7	8
ROUNDUP	1.5 to 3.0 pts./A	6	7	8
TOUCHDOWN 5	1.6 to 2.0 pts./A	6	7	8

⁽¹⁾ Use only on soybeans legally designated as "ROUNDUP READY".
⁽²⁾ Use adjuvant recommended on glyphosate containing product's label.

Table 7.
RESOURCE Tank Mixes in ROUNDUP READY⁽¹⁾ Systems for Morningglory Suppression⁽²⁾

		RESOURCE Rates and Weed Height		
		Tall Morningglory	Entireleaf and Ivyleaf Morningglories	Pitted Morningglory
		Morningglory Size (Inches)		
Product	Rates	2 fl. oz. to 4 fl. oz./A		
Glyphosate	0.75 to 1.5 lbs. ai/A	up to 6	up to 6	up to 4
ROUNDUP ULTRA MAX	20 to 40 fl. oz./A	up to 6	up to 6	up to 4
ROUNDUP	1.5 to 3.0 pts./A	up to 6	up to 6	up to 4
TOUCHDOWN 5	1.6 to 2.0 pts./A	up to 6	up to 6	up to 4

⁽¹⁾ Use only on soybeans legally designated as "ROUNDUP READY".
⁽²⁾ Use adjuvant recommended on glyphosate containing product's label.

STORAGE AND DISPOSAL

PROHIBITIONS

Do not contaminate water, food or feed by storage, disposal or cleaning of equipment.

PESTICIDE STORAGE

Store in a cool dry place.

Keep pesticide in original container.

Keep container closed when not in use.

Do not put concentrate or dilute into food or drink containers.

Not for use or storage in or around the home.

For help with any spill, leak, fire or exposure involving this material, call day or night 1-800-892-0099.

PESTICIDE DISPOSAL

Wastes resulting from the use of this product may be disposed of on site or at an approved waste disposal facility.

CONTAINER DISPOSAL

Triple rinse (or equivalent). Do not reuse container. Offer for recycling or reconditioning, or puncture and dispose of in a sanitary landfill, or incinerate, or, if allowed by state and local authorities, by burning. If burned, stay out of smoke.

Copyright© 2003 Valent U.S.A. Corporation

- ACCENT® , ASSURE II® - Reg. TMs of E. I. duPont de Nemours and Company
- BANVEL® AND BLAZER® - Reg. TMs of BASF Corporation
- BASIS® and BASIS GOLD® - Reg. TM of E. I. duPont de Nemours and Company
- BASAGRAN® - Reg. TM of BASF AG
- BEACON® - Reg. TM of Novartis
- BUCTRIL® - Reg. TM of Rhone-Poulenc Ag Company
- CELEBRITY™ - TM of BASF Corporation
- CLARITY® - Reg. TM of BASF Corporation
- CLASSIC® - Reg. TM of E. I. duPont de Nemours and Company
- COBRA® - Reg. TM of Valent USA Corporation
- CONCLUDE® - Reg. TM of BASF Corporation
- EXCEED® - Reg. TM of Novartis
- FIRSTRATE® - Reg. TM of Dow AgroSciences LLC
- FLEXSTAR®, FUSION®, AND FUSILADE® - Reg. TMs of Zeneca Ag Products
- GALAXY® - Reg. TM of BASF AG
- HARMONY® GT - Reg. TM of E. I. duPont de Nemours and Company
- HORNET® - TM of Dow AgroSciences LLC
- IMI-CORN® - Reg. TM of American Cynamid Company
- LADDOK® - Reg. TM of BASF AG
- LIBERTY®, LIBERTY LINK® - Reg. TMs of The Aventis Group
- LIGHTNING™ - TM of American Cynamid Company
- MANIFEST®, MARKSMAN® - Reg. TMs of BASF Corporation
- MANIFEST®, MARKSMAN® - Reg. TM of BASF Corporation
- NORTHSTAR™ - TM of Novartis
- PERMIT® - Reg. TM of Monsanto Company
- POAST® - Reg. TM of BASF AG
- POAST PLUS® AND POAST PROTECTIVE™ - Reg. TM and TM of BASF Corporation
- PURSUIT®, RAPTOR® - Reg. TMs of American Cyanamid Company
- RESOURCE® - Reg. TM of Valent USA Corporation
- REZULT® - Reg. TM of BASF Corporation
- ROUNDUP®, ROUNDUP READY®, and ROUNDUP ULTRA MAX® - Reg. TMs of Monsanto Company
- SCEPTER® - Reg. TM of American Cyanamid Company
- SELECT® - Reg. TM of Valent USA Corporation
- SPIRIT® - Reg. TM of Novartis
- STINGER® - Reg. TM of Dow AgroSciences LLC
- STORM® - Reg. TM of BASF Corporation
- SYNCHRONY®, STS® - Reg. TM and TM of E. I. duPont de Nemours and Company
- TOUCHDOWN® - Reg. TM of Zeneca Ag Products

Manufactured for:
Valent U. S. A. Corporation
 P.O. Box 8025
 Walnut Creek, CA 94596-8025
www.valent.com
 Made in U.S.A.

EPA Reg. No. 59639-82
 EPA Est. #58996-MO-1; 5905-GA-1; 40®-IA-02