

MAY 17 2000

Eric Maurer  
 Valent U.S.A. Corporation  
 1333 N. California Blvd., Ste. 600  
 Walnut Creek, CA 94596

Dear Mr. Maurer:

Subject: Revised Labeling - Add Use on Native Prairie Grass Restoration Projects;  
 Additional Tank Mixes; General Editing  
 Select Herbicide  
 EPA Registration No. 59639-78  
 Your Submission Dated February 7, 2000

The labeling referred to above, submitted in connection with registration under the Federal Insecticide, Fungicide, and Rodenticide Act, as amended, is acceptable with the following provisions:

- 1) Make the following revisions to the Statements of Practical Treatment:
  - a) Revise the eye statement to read "Hold eyelids open and flush with a steady, gentle stream of water for 15 minutes. Get medical attention."
  - b) Delete the phrase "...if irritation persists" from the end of the dermal statement.
  - c) Add the statement "Probable mucosal damage may contraindicate the use of gastric lavage" to the current Note to Physician.
- 2) In the section for Restrictions and Limitations (General), the paragraph beginning "It is advised that before applying Select Herbicide to specialty vegetable crops..." seems confusing as written. This paragraph should be revised to read as agreed upon by Dan Kenny (EPA) and Eric Maurer (Valent). Specifically, revise the paragraph to read as follows:

"While all the vegetable crops on this label have been tested and are tolerant to SELECT Herbicide, not all specialty varieties of these crops have been tested. It is advised that, before applying SELECT Herbicide to specialty varieties of vegetable crops on this label, crop tolerance be investigated first using a small section of the field. It is possible that injury symptoms can occur. Symptoms may appear as leaf speckling or stunting."

DK:305-7546:HB/PM23

		CONCURRENCES						
SYMBOL	7505C							
SURNAME	D. KENNY							
DATE	5/17/2000							

- 3) Within the rate chart for the Tank Mix Application of Select Herbicide and Insecticides for Control of Grass Weeds and Insects in Soybeans, Cotton & Peanuts (Table 7), we note the addition of the product Orthene 97 as a recommended tank mix. However, Orthene 97 is registered for use only on cotton and peanuts, and is not registered for use on soybeans. Therefore, a separate chart should be printed for this tank mix for use on cotton and peanuts only. Alternatively, Orthene 97 may remain in Table 7 provided that the phrase "For use on cotton and peanuts only, not for use on soybeans" is clearly marked in parenthesis directly beneath the Orthene 97 name.
- 4) The following typographical errors have been observed:
  - a) In the rate chart for Recommendations for Annual Grasses (Except for in Established Alfalfa), we note the addition of the footnote allowing rates up to 34 fluid ounces where experience has shown that higher rates are needed. However, the statement appears as a footnote to the basic rate per acre column. Since this statement deals with higher rates, it is recommended that it appears as a footnote to the high rate column.
  - b) In the rate chart for Recommendations for Roundup Ready Volunteer Corn Control in Roundup Ready Soybeans (Table 8), the product name and the application rate for Roundup Ultra do not appear to line up correctly.

A stamped copy is enclosed for your records. Please submit one (1) final printed copy for the referenced label, incorporating the above changes, before releasing the product for shipment.

Sincerely yours,

Joanne I. Miller  
Product Manager (23)  
Herbicide Branch  
Registration Division (7505C)

Enclosure



ACCEPTED  
with COMMENTS  
In EPA Letter Dated

MAY 17 2000

Under the Federal Insecticide,  
Fungicide, and Rodenticide Act  
as amended, for the pesticide  
registered under EPA Reg. No.  
59639-78

# SELECT® HERBICIDE

Active Ingredient	By Wt.
*Clethodim .....	12.6%
Other Ingredients .....	<u>87.4%</u>
Total .....	100.00%

Contains Petroleum Distillates  
\*(E)-2[1-[[[(3-chloro-2-propenyl)oxy]imino]propyl]-5-[2-(ethylthio)propyl]-3-hydroxy-2-cyclohexen-1-one

Contains 0.94 lbs. clethodim per gal.

U.S. Pat. No. 4,440,566 RE - 32,489


KEEP OUT OF REACH OF CHILDREN

## WARNING - AVISO

SEE BACK PANEL FOR ADDITIONAL PRECAUTIONARY STATEMENTS

Si usted no entiende la etiqueta, busque a alguien para que se la explique a usted en detalle. (If you do not understand the label, find someone to explain it to you in detail.)

NET CONTENTS 1 GALLON



**PRECAUTIONARY STATEMENTS  
HAZARDS TO HUMANS & DOMESTIC ANIMALS  
WARNING**

Causes substantial but temporary eye injury. Causes skin irritation. Harmful if swallowed or inhaled. Do not get in eyes, on skin, or on clothing. Avoid breathing vapors or spray mist. Prolonged or frequently repeated skin contact may cause allergic reactions in some individuals.

**STATEMENT OF PRACTICAL TREATMENT:**

- If in eyes:** Flush with plenty of water. Get medical attention.
- If on skin:** Wash with plenty of soap and water. Get medical attention if irritation persists.
- If swallowed:** Give water or milk to drink and telephone for medical advice. DO NOT make person vomit unless directed to do so by medical personnel. If medical advice cannot be obtained, then take person and product container to the nearest medical emergency treatment center or hospital.
- If inhaled:** Remove person from exposure area.
- Note to Physicians:** Emergency Information call 1-800-892-0099. This product contains a light petroleum solvent, and an aspiration hazard may exist.

**PERSONAL PROTECTIVE EQUIPMENT (PPE):**

Some materials that are chemical-resistant to this product are listed below. If you want more options, follow the instructions for category G on an EPA chemical resistance category selection chart.

**Applicators and other handlers must wear:** Coveralls over short-sleeved shirt and short pants, chemical-resistant gloves, such as Barrier Laminate or Viton ≥ 14 mils, chemical-resistant footwear plus socks, protective eyewear, chemical-resistant headgear for overhead exposure and chemical-resistant apron when cleaning equipment, mixing, or loading. Follow manufacturer's instructions for cleaning/maintaining PPE. If no such instructions for washables, use detergent and hot water. Keep and wash PPE separately from other laundry.

**USER SAFETY RECOMMENDATIONS**

- Users should:
- Wash hands before eating, drinking, chewing gum, using tobacco or using the toilet.
  - Remove clothing immediately if pesticide gets inside. Then wash thoroughly and put on clean clothing.
  - Remove PPE immediately after handling this product. Wash the outside of gloves before removing. As soon as possible, wash thoroughly and change into clean clothing.

**ENVIRONMENTAL HAZARDS:**

Do not apply directly to water, to areas where surface water is present or to intertidal areas below the mean high water mark. Do not apply where runoff is likely to occur. Do not apply where weather conditions favor drift from areas treated. Do not contaminate water when disposing of equipment washwater or rinsate.

The use of this product may pose a hazard to the federally designated endangered species of Solano Grass and Wild Rice. Use of this product is prohibited in the following areas where the species are known to exist:

- Solano Grass:** Solano County, California: the vernal lakes area bounded by the Union Pacific Railroad and Hastings Road to the north, Highway 113 to the east, Highway 12 to the south, and Travis Air Force Base to the west.
- Wild Rice:** Hays County, Texas.

**PHYSICAL OR CHEMICAL HAZARDS:**

Do not use or store near heat or open flame.

**DIRECTIONS FOR USE**

It is a violation of Federal Law to use this product in a manner inconsistent with its labeling.

**READ ENTIRE LABEL AND PAMPHLET. USE STRICTLY IN ACCORDANCE WITH PRECAUTIONARY STATEMENTS AND DIRECTIONS, AND WITH APPLICABLE STATE AND FEDERAL REGULATIONS.**

Do not apply this product in a way that will contact workers or other persons, either directly or through drift. Only protected handlers may be in the area during application. For any requirements specific to your State or Tribe, consult the agency responsible for pesticide regulation.

**AGRICULTURAL USE REQUIREMENTS**

Use this product only in accordance with its labeling and with the Worker Protection Standard, 40 CFR part 170. This Standard contains requirements for the protection of agricultural workers on farms, forests, nurseries, and greenhouses, and handlers of agricultural pesticides. It contains requirements for training, decontamination, notification, and emergency assistance. It also contains specific instructions and exceptions pertaining to the statements on this label about personal protective equipment (PPE), and restricted-entry interval. The requirements in this box only apply to uses of this product that are covered by the Worker Protection Standard.

Do not enter or allow worker entry into treated areas during the restricted-entry interval (REI) of 24 hours.

PPE required for early entry to treated areas that is permitted under the Worker Protection Standard and that involves contact with anything that has been treated, such as plants, soil, or water, is: coveralls over short-sleeved shirt and short pants, chemical-resistant gloves, such as Barrier Laminate or Viton ≥ 14 mils, chemical-resistant footwear plus socks, protective eyewear and chemical-resistant headgear for overhead exposure.

**NON-AGRICULTURAL USE REQUIREMENTS**

The requirements in this box apply to uses of this product that are NOT within the scope of the Worker Protection Standard for agricultural pesticides (40 CFR Part 170). The WPS applies when this product is used to produce agricultural plants on farms, forests, nurseries, or greenhouses.

Keep all unprotected persons out of operating areas, or vicinity where there may be drift.

Do not enter treated areas without protective clothing until sprays have dried.

**DISCLAIMER, RISKS OF USING THIS PRODUCT,  
LIMITED WARRANTY  
AND LIMITATION OF LIABILITY**

**IMPORTANT:** Read the entire Label including this Disclaimer, Risks of Using this Product, Limited Warranty, and Limitation of Liability before using this product. If the terms are not acceptable THEN DO NOT USE THE PRODUCT; rather, return the unopened product within 15 days of purchase for a refund of the purchase price.

**RISKS OF USING THIS PRODUCT**

The Buyer and User (referred to collectively herein as "Buyer") of this product should be aware that there are inherent unintended risks associated with the use of this product which are impossible to eliminate. These risks include, but are not limited to, injury to plants and crops to which this product is applied, lack of control of the target pests or weeds, resistance of the target pest or weeds to this product, injury caused by drift, and injury to rotational crops caused by carryover in the soil. Such risks of crop injury, non-performance, resistance or other unintended consequences are unavoidable and may result because of such factors as weather, soil conditions, disease, moisture conditions, irrigation practices, condition of the crop at the time of application, presence of other materials either applied in the tank mix with this product or prior to application of this product, cultural practices or the manner of use or application, (or a combination of such factors) all of which are factors beyond the control of Valent. The Buyer should be aware that these inherent unintended risks may reduce the harvested yield of the crop in all or a portion of the treated acreage, or otherwise affect the crop such that additional care, treatment and expense are required to take the crop to harvest. If the Buyer chooses not to accept these risks, THEN THIS PRODUCT SHOULD NOT BE APPLIED. By applying this product Buyer acknowledges and accepts these inherent unintended risks AND AGREES THAT ALL SUCH RISKS ASSOCIATED WITH THE APPLICATION AND USE ARE ASSUMED BY THE BUYER.

Valent shall not be responsible for losses or damages (including, but not limited to, loss of yield, increased expenses of farming the crop or such incidental, consequential or special damages that may be claimed) resulting from use of this product in any manner not set forth on the label. Buyer assumes all risks associated with the use of this product in any manner or under conditions not specifically directed or approved on the label.

**LIMITED WARRANTY**

Valent warrants only that this product conforms to the chemical description on the label and is reasonably fit for the purposes stated in the label, under average use conditions, when used strictly in accordance with the label and subject to the Risks of Using This Product as described above. EXCEPT AS SET FORTH ABOVE, VALENT MAKES NO OTHER WARRANTIES, EITHER EXPRESSED OR IMPLIED. No agent or representative of Valent or Seller is authorized to make or create any other express or implied warranty.

**LIMITATION OF LIABILITY**

In no event shall Valent or Seller be liable for any incidental, consequential, indirect or special damages resulting from the use or handling of this product. The limitation includes, but is not limited to, loss of yield on all or any portion of the treated acreage, increased care, treatment or other expenses required to take the crop to harvest, increased finance charges or altered finance ratings, emotional or mental distress and/or exemplary damages. THE EXCLUSIVE REMEDY OF THE BUYER, AND THE EXCLUSIVE MAXIMUM LIABILITY OF VALENT OR SELLER FOR ANY AND ALL CLAIMS, LOSSES, INJURIES OR DAMAGES (INCLUDING CLAIMS BASED ON BREACH OF WARRANTY, CONTRACT, NEGLIGENCE, TORT, STRICT LIABILITY OR OTHERWISE) RESULTING FROM THE USE OR HANDLING OF THIS PRODUCT SHALL BE THE RETURN OF THE PURCHASE PRICE OF THIS PRODUCT OR, AT THE ELECTION OF VALENT OR SELLER, THE REPLACEMENT OF THE PRODUCT.

**PROMPT NOTICE OF CLAIM**

Valent must be provided notice as soon as Buyer has reason to believe it may have a claim, but in no event later than twenty-one days from date of planting, or twenty-one days from the date of application, whichever is later, so that an immediate inspection of the affected property and growing crops can be made.

If Buyer does not notify Valent of any claims, in such period, it shall be barred from obtaining any remedy.

**NO AMENDMENTS**

Valent and Seller offer this product, and Buyer accepts it, subject to the foregoing Disclaimer, Risks of Using This Product, Limited Warranty and Limitation of Liability, which may not be modified by any oral or written agreement.

**TANK MIXES**

**NOTICE:** Tank mixing or use of this product with any other product which is not specifically and expressly authorized by the label shall be the exclusive risk of user, applicator and/or application advisor.  
Read and follow the entire label of each product to be used in the tank mix with this product.

**GENERAL INFORMATION**

**Do not apply this product through any type of irrigation system.**

**FOR USE ON:** Soybeans, Cotton, Ornamentals, Sugar beets, Onions (dry bulbs only), Garlic, Shallots (dry bulbs only), Tomatoes, Alfalfa, Peanuts, Dry Beans, Conifer Trees, Non-Bearing Food Crops, Fallow Land (and other non-producing agricultural areas), and Non-Crop or Non-Planted Areas.

SELECT Herbicide is a selective postemergence herbicide for control of annual and perennial grasses. SELECT Herbicide does not control sedges or broadleaf weeds.

Repeated use of SELECT Herbicide (or similar postemergence grass herbicide with the same mode of action) may lead to the selection of naturally occurring biotypes that are resistant to these products in some grass species.

If poor performance occurs and cannot be attributed to adverse weather or application condition, a resistant biotype may be present. This is most likely to occur in fields where other control strategies such as crop rotation, mechanical removal, and other classes of herbicides are not used from year to year.

Do not allow SELECT Herbicide to come in contact with desirable grass crops such as corn, rice, sorghum, small grains, or turf, as these and other grass crops will be injured or killed. Minor leaf spotting may occur on treated plants under certain environmental conditions. New foliage is not affected.

**Control Symptoms**

Treated grass weeds show a reduction in vigor and growth. Early chlorosis/necrosis of younger plant tissue is followed by a progressive collapse of the remaining foliage. Symptoms will generally be observed in 7 to 14 days depending on grass species treated and environmental conditions.


**APPLICATION INFORMATION**

**Timing of Applications**

Apply SELECT Herbicide postemergence to actively growing grasses according to rate table recommendations. Applications made to grass plants stressed by insufficient moisture or cold temperatures, or to grass plants exceeding recommended growth stages may result in unsatisfactory control. Do not apply under these conditions.

In arid regions where irrigation is used to supplement limited rainfall, SELECT Herbicide should be applied as soon as possible after an irrigation (within 7 days). In arid regions, a second application of SELECT Herbicide will generally provide more effective control of perennial grass weeds than a single application. Make second application to actively growing grass 2 to 3 weeks after emergence of new growth.

Cultivation of treated grasses 7 days prior to or within 7 days after application of SELECT Herbicide may reduce weed control. **DO NOT APPLY SELECT Herbicide** if rainfall is expected within one hour, since control may be reduced.



ADDITION OF ADJUVANT OR CROP OIL CONCENTRATE

CROP

ADJUVANT RECOMMENDATIONS

Soybeans, Alfalfa, Dry Beans, Cotton, Peanuts, Sugarbeets	Always use a crop oil concentrate* at 1.0 quart per acre by ground or 1% v/v (but not less than 1 pt. per acre) in the finished spray volume by air.
	1 to 2 qts./A of liquid fertilizer (10-34-0, 28%N or 32%N), or an equivalent amount (2.5 to 4.0 lbs./A) of spray grade ammonium sulfate (AMS) may be added to SELECT Herbicide applications, in addition to the recommended rate of crop oil concentrate. The addition of AMS has shown improved grass control for difficult to control species including; quackgrass, Rhizome johnsongrass, red rice, wild oats, volunteer cereals, and volunteer corn.
Onions (dry bulbs only), Garlic and Shallots (dry bulbs only), Tomatoes,	Use a crop oil concentrate at 1% v/v to finished spray volume unless tank mix instructions indicate otherwise.
Ornamental Plants	Add non-ionic surfactant containing at least 80% active ingredient at the rate of 1 pt. per 50 gals. (0.25% v/v). Use of crop oil concentrate is not recommended since it may injure flowers and foliage.
Conifer Trees, Non-Bearing Food Crops, Fallow Land (and other non-producing agricultural areas), and Non-Crop or Non-Planted Areas	Always use a crop oil concentrate containing at least 15% emulsifier at 1% v/v (but not less than 1 pint per acre) in the finished spray volume.

\* Acceptable crop oil concentrates would be those which contain a minimum of 80% oils and 15% emulsifier. A crop oil concentrate must contain either a petroleum or vegetable oil base and must meet all the following criteria: by non-phytotoxic, contain only EPA-exempt ingredients, provide good mixing quality and be successful in local experience. Highly refined vegetable oils have proven more satisfactory than unrefined vegetable oils.

**Ground Application**

Use of sufficient spray volumes and pressure is essential to ensure complete coverage. Use a minimum of 5 gals. and a maximum of 40 gals. of spray solution per acre. Under the following conditions a minimum of 10 gals. per acre is required: narrow row soybeans, broadleaf herbicide tankmixes, perennial grasses, volunteer corn, drought or stress conditions, heavy grass pressure or when grasses are at or near maximum height. Failure to use a minimum of 10 gals. per acre under these conditions can result in poor coverage and reduced grass control requiring repeat applications. Spray pressures should reflect a minimum of 30 psi and a maximum of 60 psi at the nozzle. Do not use flood nozzles.

Applications to onions, garlic, or shallots should be made in a minimum of 20 gals. of spray solution per acre.

**Air Application**

Use a minimum of 3 gals. of spray solution per acre. Increase spray volumes up to 10 gals. as grass or crop foliage becomes dense.

In California applications to onions, garlic, and shallots should be made in a minimum of 20 gals. of spray solution per acre.

When applying by air to onions, garlic or shallots do not exceed 17 fl. oz./A in a single application.

**NOTE:** Crop injury may occur when SELECT Herbicide is applied to onions, garlic, or shallots with aerial equipment.



**Spot Treatment**

When using hand sprayers or high volume sprayers utilizing hand guns, mix ½ % to 1 % (0.65 oz. to 1.3 oz. per gal.) SELECT Herbicide and treat to wet vegetation, while not allowing runoff of spray solution. For uses requiring crop oil concentrate, include crop oil concentrate at 1 % (1.3 oz. per gal.) by volume. For uses requiring non-ionic surfactant, include non-ionic surfactant at ¼ % (0.33 oz. per gal.) by volume.

**NOTE:** If SELECT Herbicide is applied as a spot treatment to onions, garlic, or shallots, care should be taken to not exceed the maximum rate allowed on a "per acre" basis or crop injury may occur.

**RESTRICTIONS AND LIMITATIONS****GENERAL**

Do not apply if rain is expected within 1 hour of application as control may be unsatisfactory.

Do not apply a postemergence broadleaf herbicide within one day following application of SELECT Herbicide or reduced grass control may result.

Do not apply more than 68 fl. oz. of SELECT Herbicide (0.50 lb. ai) per acre per season. Application on Long Island, New York, is restricted to no more than 34 fl. oz. of SELECT Herbicide (0.25 lb. ai) per acre per season.

Do not apply under conditions of stress. Applying SELECT Herbicide under conditions that do not promote active grass growth will reduce herbicide effectiveness. These conditions include drought, excessive water, extremes in temperature, and low humidity. Grasses under these kinds of stressful conditions will not absorb and translocate SELECT Herbicide effectively, and will be less susceptible to herbicide activity.

Best perennial grass control can be obtained if rhizomes or stolons are cut up by preplant tillage practices (discing, plowing, etc.) to stimulate maximum emergence of grass shoots. Cultural practices, such as continuous no-tillage in which the perennial grass rhizomes or stolons are not cut up, results in a very staggered, non-uniform weed emergence. No fewer than two SELECT Herbicide applications per season per year are recommended at the appropriate weed-growth stage rate under continuous no-till conditions.

Grass crops such as corn, rice, sorghum, small grains, or turf, etc. are highly sensitive to SELECT Herbicide.

It is advised that before applying SELECT Herbicide to specialty vegetable crops, crop tolerance be investigated first using a small section of the field. All labeled crops are tolerant to SELECT Herbicide. It is possible that leaf speckling or stunting may occur in some vegetable crops. Not all vegetable crop cultivars have been tested for crop tolerance.

Always read and follow the restrictions and limitations for all products whether used alone or in a tank mix. The most restrictive labeling of any product used applies in tank mixtures, including all crop rotational and other crop restrictions.

Tank mixes of SELECT Herbicide and broadleaf herbicides may result in reduced grass control. If grass regrowth occurs an additional application of SELECT Herbicide may be necessary.

**AVOID SPRAY DRIFT**

Do not allow spray from ground or aerial equipment to drift onto adjacent land or crops. When drift may be a problem, do everything possible to reduce spray drift, including:

- Do not spray if wind speeds are or become excessive. Do not spray if wind speed is 10 MPH or greater. If sensitive crops or plants are downwind, extreme caution must be used under all conditions. Do not spray if winds are gusty.
- Use extreme caution when conditions are favorable for drift (high temperatures, drought, low relative humidity), especially when sensitive plants are located nearby.

- Do not apply when a temperature inversion exists. If inversion conditions are suspected, consult with local weather services before making an application.
- Further reductions in drift can be obtained by:
  1. Using large droplet size sprays. Do not use nozzles that produce small droplets. Orient nozzles downward and slightly backward as needed to reduce drift for ground applications.
  2. Orienting nozzles straight back with the windstream, using straight stream orifices for aerial applications. Use the lowest number of nozzles practical with the largest possible orifice size to obtain the minimum 3 GPA volume. Application height and boom length should be set according to manufacturer's instructions to minimize drift.
  3. Increasing the volume of spray mixture (for example a minimum of 10 GPA for ground applications) by using higher flow rate nozzles. Using lower pressure with the appropriate nozzle to obtain higher volumes will also reduce drift.
  4. Applying as close to target plants as practical while maintaining a good spray pattern for adequate coverage.

Do not apply under conditions involving possible drift to food, forage or other plantings that might be damaged or the crops thereof rendered unfit for sale, use or consumption.

#### **COTTON AND SOYBEANS**

Do not graze treated fields or feed treated forage or hay to livestock.

Do not apply SELECT Herbicide within 60 days of harvest.

#### **SUGAR BEETS**

Do not apply SELECT Herbicide within 100 days of sugar beet harvest.

#### **ONION (DRY BULBS ONLY), GARLIC, AND SHALLOTS (DRY BULBS ONLY)**

Do not apply SELECT Herbicide within 45 days of onion (dry bulbs only), garlic, or shallot (dry bulbs only) harvest. In California do not apply until crop has at least 2 full leaves.

In California 14 day spray intervals are recommended between the application of SELECT Herbicide and Liquid Nitrogen or other herbicide applications. Injury to crop may occur when shorter intervals are observed.

#### **TOMATOES**

Do not apply SELECT Herbicide within 20 days of tomato harvest.

#### **ALFALFA**

SELECT Herbicide may be applied to seedling or established alfalfa (including sainfoin, holy clover, and birdsfoot trefoil) grown for seed, hay, silage, green chop, or direct grazing.

Do not apply SELECT Herbicide within 15 days of grazing, feeding, or harvesting (cutting) alfalfa for forage or hay.

Do not apply SELECT Herbicide and 2,4-DB as a tank mix unless the 60 day feeding, grazing, and harvesting restriction on the 2,4-DB label can be observed.

Do not plant rotational crops until 30 days after application of SELECT Herbicide.

#### **DRY BEANS**

Do not apply SELECT Herbicide within 30 days of dry bean harvest (cutting or pulling plants from ground).

#### **PEANUTS**

Do not apply SELECT Herbicide within 40 days of peanut harvest (cutting vines or digging peanuts from ground).

**FALLOW LAND (AND OTHER NON-PRODUCING AGRICULTURAL AREAS)**

Do not plant any crop for 30 days after application unless clethodim is registered for use in that crop.

**ORNAMENTALS**

Sugar maples cannot be tapped for syrup within one year of SELECT Herbicide application.

**DIRECTIONS FOR USE IN SOYBEANS, COTTON, SUGAR BEETS, ONIONS (DRY BULBS ONLY), GARLIC, SHALLOTS (DRY BULBS ONLY), TOMATOES, ALFALFA, PEANUTS, DRY BEANS, CONIFER TREES, NON-BEARING FOOD CROPS, AND NON-CROP OR NON-PLANTED AREAS.**

**IMPORTANT**

Plant tolerance to SELECT Herbicide at labeled rates has been found to be acceptable for the indicated genera and species listed below. Due to variability within species, crop growth stage, environmental conditions, and application techniques, it is recommended that the user determine if herbicide can be used safely on a few plants prior to widespread application. Neither the seller nor the manufacturer of SELECT Herbicide have investigated the safety factor to plants not listed on the label.

The following plants have shown a tolerance for SELECT Herbicide applications: --

**NON-BEARING FOOD CROPS**

Non-bearing fruit and nut crops are plants which will not bear fruit or nuts for at least one year following SELECT Herbicide application.

<b>COMMON NAME</b>	<b>SCIENTIFIC NAME</b>
Apples	<i>Malus spp.</i>
Berries	<i>Vaccinium spp.</i>
	<i>Rubus spp.</i>
Cherry, Sweet	<i>Prunus avium</i>
Citrus Fruits	<i>Citrus spp.</i>
Grapes	<i>Vitis spp.</i>
Olives	<i>Olea spp.</i>
Peach	<i>Prunus persica</i>
Pears	<i>Pyrus communis</i>
Prunes	<i>Prunus spp.</i>
Stone Fruits	<i>Prunus spp.</i>
Strawberries	<i>Fragaria spp.</i>
Tree Nuts	<i>Juglans spp.</i> (walnut)
	<i>Carya illinoensis</i> (pecan)
	<i>Pistacia vera</i> (pistachio)
	<i>Prunus dulcis</i> (almond)
	<i>Corylus maxima</i> (filbert)

**CONIFER TREES**

SELECT Herbicide can be used to control labelled grasses in Christmas tree farms, conifer nurseries, and conifer plantations (but not in forests).

<b>COMMON NAME</b>	<b>SCIENTIFIC NAME</b>
Arborvitae, American	<i>Thuja occidentalis</i>
Cedars	<i>Cedrus spp.</i>
Cypress	<i>Taxodium spp.</i>
Douglas Fir	<i>Pseudotsuga menziesii</i>
Firs	<i>Abies spp.</i>
Hemlock, Canadian	<i>Tsuga canadensis</i>
Hemlock, Western	<i>Tsuga heterophylla</i>
Pines	<i>Pinus spp.</i>
Spruces	<i>Picea spp.</i>
Yew	<i>Taxus spp.</i>

**NON-CROP OR NON-PLANTED AREAS**

The following areas are considered non-crop or non-planted areas:

Rights-of-way including railroads, highways, roads, dividers, medians, pipelines, public utility lines, pumping stations, transformer stations and substations. Around airports, electric utilities, commercial buildings, manufacturing plants, storage yards, rail yards, fence lines, parkways, ornamental gardens, walkways, and patios. Also beneath greenhouse benches, along driveways, and around golf courses.

**RECOMMENDATIONS FOR ANNUAL GRASSES  
(EXCEPT FOR IN ESTABLISHED ALFALFA)**

- Apply only to actively growing grasses at recommended weed heights.
- Apply when the first grass weed species in a mixed grass weed population reaches the recommended growth stage for treatment.
- Use the high rate under heavy grass pressure and/or when grasses are at maximum height.

GRASS SPECIES	SCIENTIFIC NAME	WEED HEIGHT INCHES*	RATE FL. OZ./ ACRE <sup>(4)</sup>	HIGH RATE
Barnyardgrass	<i>Echinochloa crus-galli</i>	2 to 8	13	17
Broadleaf Signalgrass	<i>Brachiaria platyphylla</i>	2 to 6	13	17
Brome				
California	<i>Bromus carinatus</i>	2 to 6	13	17
Cheatgrass	<i>Bromus secalinus</i>	2 to 6	13	17
Downy	<i>Bromus tectorum</i>	2 to 6	13	17
Ripgut	<i>Bromus diandrus</i>	2 to 6	13	17
Canarygrass	<i>Phalaris canariensis</i>	1 to 4	13	17
Crabgrass				
Hairy	<i>Digitaria adscendens</i>	2 to 6**	13	17
Large	<i>Digitaria sanguinalis</i>	2 to 6**	13	17
Smooth	<i>Digitaria ischaemum</i>	2 to 6**	13	17
Southern	<i>Digitaria ciliaris</i>	2 to 6**	13	17
Crowfootgrass	<i>Dactyloctenium aegyptium</i>	2 to 6**	13	17
Fall Panicum	<i>Panicum dichotomiflorum</i>	2 to 8	13	17
Field Sandbur	<i>Cenchrus incertus</i>	2 to 6	13	17
Foxtail				
Giant	<i>Setaria faberi</i>	2 to 12	13	17
Green	<i>Setaria viridis</i>	2 to 8	13	17
Yellow	<i>Setaria glauca</i>	2 to 8	13	17
Goosegrass	<i>Eleusine indica</i>	2 to 6**	13	17
Itchgrass	<i>Rottboellia exaltata</i>	2 to 6	13	17
Junglerice	<i>Echinochloa colona</i>	2 to 6	13	17
Lovegrass (Stinkgrass)	<i>Eragrostis cilianensis</i>	2 to 6	13	17
Rabbitsfootgrass	<i>Polypogon monspeliensis</i>	1 to 4	13	17
Red Rice	<i>Oryza sativa</i>	1 to 3	13	17
Rygrass				
Hardy	<i>Lolium remotum</i>	2 to 6	13	17
Italian	<i>Lolium multiflorum</i>	2 to 6	13	17
Seedling Johnsongrass	<i>Sorghum halepense</i>	4 to 10	13	17
Shattercane	<i>Sorghum bicolor</i>	6 to 18	13	17
Southwestern Cupgrass	<i>Eriochloa gracilis</i>	2 to 6	13	17
Sprangletop				
Amazon	<i>Leptochloa panicoides</i>	2 to 6	13	17
Bearded	<i>Leptochloa fascicularis</i>	2 to 6	13	17
Mexican	<i>Leptochloa uninervis</i>	2 to 6	13	17
Red	<i>Leptochloa filiformis</i>	2 to 6	13	17
Texas Panicum	<i>Panicum texanum</i>	2 to 6	13	17
Volunteer Cereals <sup>(1)</sup>				
Barley	<i>Hordeum vulgare</i>	2 to 6	13	17
Oats	<i>Avena sativa</i>	2 to 6	13	17
Rye	<i>Secale cereale</i>	2 to 6	13	17
Wheat	<i>Triticum aestivum</i>	2 to 6	13	17
Volunteer Corn <sup>(2)</sup>	<i>Zea mays</i>	4 to 12	9	13
Volunteer Corn (S.R.) <sup>(1)</sup>	<i>Zea mays</i>	4 to 12	17 (suppression only)	
Volunteer Corn <sup>(2)</sup>	<i>Zea mays</i>	12 to 24	13	17
Volunteer Grain Sorghum	<i>Sorghum bicolor</i>	8 to 12	13	17
Wild Oats	<i>Avena fatua</i>	2 to 6	13	17
Wild Proso Millet	<i>Panicum miliaceum</i>	2 to 10	13	17
Witchgrass	<i>Panicum capillare</i>	2 to 8	13	17
Woolly Cupgrass	<i>Eriochloa villosa</i>	2 to 8	13	17

\* Generally occurs between 3-leaf stage and tillering.

\*\* Length of lateral growth.

<sup>(1)</sup> Sethoxydim resistant volunteer corn.

<sup>(2)</sup> Includes Roundup Ready<sup>®</sup>, Liberty Link<sup>®</sup> and IMI-CORN<sup>®</sup> volunteer corn.

<sup>(3)</sup> When a cereal grain crop (such as wheat) is interseeded for crop establishment or is planted as wind breaks to aid crop establishment, the minimum SELECT Herbicide use rate for control is 17 fl. oz./A.

<sup>(4)</sup> Rates higher than 17 fl. oz./A may be applied in certain geographic areas, cropping situations, or environmental conditions, where experience has shown that higher rates are needed for satisfactory control of annual grasses. In these situations, rates from 17 to 34 fl. oz./A may be applied.

**RECOMMENDATIONS FOR ANNUAL & PERENNIAL GRASS CONTROL  
IN ESTABLISHED ALFALFA WITH SELECT HERBICIDE**

GRASS SPECIES	WEED STAGE	RATE FL. OZ. ACRE	HIGH RATE
Annual & Perennial Grasses Listed in Grass Table	See Table	17	34

**Mowing:** The best control of annual grasses can be achieved by applying SELECT before grass weeds are mowed. Once a grass is mowed it becomes tougher to control, as much of the available leaf surface has been removed. In areas without a killing frost, some annuals can *over-winter after having been mowed multiple times. These grasses form large crowns and may contain many viable buds.* These grasses, even though they may be an annual grass, may require repeated applications of SELECT for partial or complete control.

**Irrigated Alfalfa:** Irrigation practices can be very critical to the successful use of SELECT in established alfalfa and may be necessary to initiate active growth of the weeds prior to application. Generally applications 2 to 4 days after an irrigation are most effective. Irrigation made shortly after application (2 days) can be effective, but more consistent grass control occurs when the irrigation is made before the application.

**Annual Grass Control:** Apply SELECT at the grass sizes indicated in the Recommendation for Annual Grass Table and rates indicated above (17 to 34 fl. oz./A). If a grass has been cut, apply SELECT after active growth has resumed and regrowth has reached the minimum height and before it reaches the maximum height indicated. Apply before the alfalfa canopy covers the grasses and interferes with the spray coverage. Some annual grasses are spring- and summer-germinating plants, while others are fall-germinating plants, and the time they are actively growing and most susceptible to SELECT may vary from region to region. Also some annuals germinate over an extended period of time, and because control of small grasses is desired, *applications after each weed flush may be required.* As a general rule spray spring and summer germinating grasses as early in the season as possible, after initial green-up. Spray fall-germinating weeds in the fall soon after they begin growing but before any damage is done due to frost. Late fall applications may be less effective due to environmental conditions, such as frost, slower plant growth, or the onset of flowering.

**Perennial Grass Control:** SELECT effectively controls perennial grasses such as bermudagrass, johnsongrass, quackgrass, wirestem muhly, tall fescue, foxtail barley and orchardgrass. Due in part to lack of tillage, perennial grasses are more difficult to control in a perennial crop such as established alfalfa. A program of repeated applications is usually necessary for best results. The best way to control perennial grasses is to do so in the year of stand establishment before rhizomes and stolons become large and difficult to kill.

Use the high rate under heavy grass pressure and/or when grasses are at or near maximum height.

Always add a crop oil concentrate at 1 qt./A by ground or 1%v/v (but not less than 1 pt./A) to the finished spray volume by air.

**RECOMMENDATIONS FOR ANNUAL BLUEGRASS CONTROL  
WITH SELECT HERBICIDE**

<b>GRASS SPECIES</b>	<b>WEED STAGE</b>	<b>RATE FL. OZ. ACRE</b>	<b>HIGH RATE</b>
Annual Bluegrass (Poa annua)	to 4-Leaf	13*	34

Apply under favorable soil moisture and humidity which exists within a few days after rainfall or within 7 days after irrigation. Grass needs to be actively growing at time of application(s).

Apply at weed stage indicated on the label, as reduced control can be expected with more mature annual bluegrass.

Use the high rate under heavy grass pressure and / or when annual bluegrass is more mature.

Always add a crop oil concentrate at 1 qt./A by ground to the finished spray volume.

\*Use a minimum of 17 fl. oz./A to control annual bluegrass in seedling and established alfalfa.

**DIRECTIONS FOR USE IN DRY BEANS, SOYBEANS AND SUGARBEETS  
AT A REDUCED RATE RECOMMENDATIONS FOR SMALL ANNUAL GRASSES  
(REDUCED RATE RECOMMENDATIONS NOT FOR USE IN CALIFORNIA)**

- Apply only to actively growing grasses at recommended weed heights.
- Apply when the first grass weed species in a mixed grass weed population reaches the recommended growth stage for treatment.
- Regrowth by tillering may occur if application is made when plants are stressed by lack of moisture, excessive moisture, low temperatures and/or under very low humidity.

<b>GRASS SPECIES</b>	<b>SCIENTIFIC NAME</b>	<b>WEED HEIGHT INCHES</b>	<b>RATE FL. OZ./ ACRE<sup>(1)</sup></b>
Barnyardgrass	<i>Echinochloa crus-galli</i>	1 to 4	9
Broadleaf Signalgrass	<i>Brachiaria platyphylla</i>	1 to 4	11
Crabgrass			
Large	<i>Digitaria sanguinalis</i>	1 to 3*	9
Large	<i>Digitaria sanguinalis</i>	1 to 4*	11
Smooth	<i>Digitaria ischaemum</i>	1 to 3*	9
Smooth	<i>Digitaria ischaemum</i>	1 to 4*	11
Southern	<i>Digitaria ciliaris</i>	1 to 4*	11
Fall Panicum	<i>Panicum dichotomiflorum</i>	1 to 4	9
Foxtail, Green	<i>Setaria viridis</i>	1 to 4	9
Foxtail, Yellow	<i>Setaria glauca</i>	1 to 4	9
Foxtail, Millet	<i>Setaria italica</i>	1 to 4	11
Foxtail, Giant	<i>Setaria faberi</i>	1 to 4	9
Seedling Johnsongrass	<i>Sorghum halepense</i>	1 to 6	11
Shattercane	<i>Sorghum bicolor</i>	4 to 10	9
Texas Panicum	<i>Panicum texanum</i>	1 to 4	11
Volunteer Corn**	<i>Zea mays</i>	4 to 12	9
Wild Proso Millet	<i>Panicum miliaceum</i>	1 to 6	9
Wild Oats	<i>Avena fatua</i>	1 to 4	11

\* Length of lateral growth

\*\* Not S.R. Corn

<sup>(1)</sup> Always add a crop oil concentrate at 1 qt./A by ground to the finished spray volume.

**RECOMMENDATIONS FOR PERENNIAL GRASSES**

- Apply only to actively growing grasses at recommended weed heights.
- Apply when the first grass weed species in a mixed grass weed population reaches the recommended growth stage for treatment.
- Use the high rate under heavy grass pressure and/or when grasses are at maximum height.

<b>GRASS SPECIES</b>	<b>WEED HEIGHT INCHES</b>	<b>RATE FL. OZ./ ACRE</b>	<b>HIGH RATE</b>
Bermudagrass (Cynodon dactylon)	3 (or up to 6" runners)	17	34
First Application			
Repeat Application(s) (if regrowth occurs)	3 (or up to 6" runners)	17	34
Fescue, tall (Festuca arundinacea)	4 to 8	17	34
First Application			
Repeat Application(s) (if regrowth occurs)	4 to 8	17	34
Foxtail Barley (Hordeum jubatum)	2 to 6	17	34
First Application			
Repeat Application (if regrowth occurs)	2 to 6	17	34
Orchardgrass (Dactylis glomerata)	4 to 8	17	34
First Application			
Repeat Application(s) (if regrowth occurs)	4 to 8	17	34
Quackgrass* (Agropyron repens)	4 to 12	17	34
First Application			
Repeat Application(s) (if regrowth occurs)	4 to 12	17	34
Rhizome Johnsongrass (Sorghum halepense)	12 to 24	17	34
First Application			
Repeat Application(s) (if regrowth occurs)	6 to 18	13	17
Wirestem Muhly (Muhlenbergia frondosa)	4 to 8	17	34
First Application			
Repeat Application(s) (if regrowth occurs)	4 to 8	17	34

\* Control of quackgrass with SELECT Herbicide may be enhanced by adding AMS at 2.5 to 4.0 lbs./A.

## TANK MIXES

### GENERAL INFORMATION

The labels for each of the herbicides recommended for tank mixing with SELECT Herbicide are unique to the characteristics of those products and contain restrictions and limitations that may be more restrictive than the SELECT Herbicide label in certain considerations. Those concerns may include, but are not limited to:

1. Geographic restrictions - all products are not registered for use in all areas and rates may vary from one region of labeled use to another;
2. Crop rotation restrictions;
3. Applicator certification requirements;
4. Worker safety rules (e.g. protective clothing, reentry time, posting);
5. Soil type or soil characteristics (e.g. pH, OM);
6. Maximum dosage or number of applications per season;
7. Rain free period required; or
8. Application timing (e.g. pre-harvest interval)
9. DO NOT EXCEED A TOTAL OF 68 FL. OZ./ACRE (0.5 LB. AI/A) OF SELECT HERBICIDE PER SEASON, WHETHER APPLIED ALONE OR IN TANK MIX APPLICATIONS. --

**THE MOST RESTRICTIVE LABELING OF ANY PRODUCT USED IN A TANK MIX MUST BE FOLLOWED.**

### TANK MIX APPLICATION OF SELECT HERBICIDE AND BROADLEAF HERBICIDES FOR CONTROL OF GRASSES AND BROADLEAF WEEDS

- Apply only to actively growing grass and broadleaf weeds at recommended height or growth stage listed on each label.
- Apply when the first grass or broadleaf weed species in a mixed population reaches the recommended height or growth stage for treatment.
- Apply under favorable soil moisture and humidity which exist a few days after rainfall or within seven days after irrigation.
- Always add the appropriate adjuvant to the spray mix at the rate recommended for each specific tank mix combination.
- Tank mix applications may sometimes result in reduced grass control and possible increases in crop injury as compared to either product used alone. If regrowth occurs, or an additional flush of new grass emerges, make a second application of SELECT Herbicide, as specified in the respective size and rate tables.
- Do not tank mix SELECT Herbicide when broadleaf weeds are tall and/or dense enough to prevent proper grass coverage.

### MIXING INSTRUCTIONS

Maintain agitation throughout the spray application. Failure to agitate the spray volume may result in improper mixing of the herbicides and unsatisfactory weed control. Mixing and compatibility qualities should be verified by a jar test.

SELECT Herbicide Tank Mix: Add 1/2 of the required water to the spray tank and begin agitation. Add the required amount of SELECT and mix thoroughly. Then add the required amount of tank mix partner and continue mixing. Finally, add the required amount of crop oil concentrate and/or the Nitrogen fertilizer and the remaining water.

### INFORMATION ON ANTAGONISM

Tank mixes of SELECT Herbicide with postemergence broadleaf herbicides have shown some reduction or failure to control certain grass species which would have otherwise been controlled when SELECT Herbicide is applied alone. Activity of the postemergence broadleaf herbicide in the tank mix is not affected.



Table 1.  
SELECT HERBICIDE TANK MIXES<sup>(3)</sup> TO CONTROL ANNUAL GRASSES WHEN USED AS A BURNDOWN IN NO-TILL SOYBEANS

PRODUCT	PRODUCT ACRE RATE <sup>(1)</sup>	GRASS HEIGHT	CROP OIL + CONC. <sup>(2)</sup> OR	28%N or 32%N QTS./A OR 2.5 to 4.0 LBS. AMS
SELECT Herbicide	6 fl. oz.	Foxtail 1 to 3" Fall Panicum 1 to 3"	1 qt./A	1 to 2 qts./A OR 2.5 to 4.0 lbs. AMS
	or			
	9 fl. oz.	Foxtail 1 to 4" Fall Panicum 1 to 4"	1 qt./A	1 to 2 qts./A OR 2.5 to 4.0 lbs. AMS
or				
	13 to 17 fl. oz.	(See Grass Chart for grasses claimed)	1 qt./A	1 to 2 qts./A OR 2.5 to 4.0 lbs. AMS
+ 2,4-D ESTER*	+ 0.5 lb. ai			

- \* 2,4-D ESTER should not be used where drift sensitive crops may be grown.
- <sup>(1)</sup> If regrowth occurs or an additional flush of new grass emerges, make a second application of SELECT Herbicide according to the appropriate size and rate recommendations.
- <sup>(2)</sup> Always use a crop oil concentrate with at least 15% emulsifier at the listed rate in the finished spray volume.
- <sup>(3)</sup> The following products can be tank mixed with SELECT Herbicide plus 2,4-D Ester: DUAL 8 E, DUAL II, DUAL MAGNUM, PROWL, SENCOR and SENCOR plus the DUAL products.

Table 2.

**SELECT HERBICIDE TANK MIXES WITH BROADLEAF HERBICIDES  
FOR SOYBEANS (REFER TO THE RECOMMENDATION  
TABLES ABOVE FOR SPECIFIC GRASSES AND GROWTH STAGES)**

**APPLICATION RATES/ACRE<sup>(1)</sup>**

PRODUCT <sup>(2)</sup>	ANNUAL GRASSES	PERENNIAL GRASSES	CROP OIL CONC. <sup>(3)</sup> (V/V)	
			GROUND	AIR
SELECT Herbicide + COBRA <sup>5</sup>	13 to 17 fl. oz. - 12.5 fl. oz.	17 to 34 fl. oz. + 12.5 fl. oz.	0.5 to 1%	1%
SELECT Herbicide + BASAGRAN <sup>6</sup> 4SL	17 to 21 fl. oz. - 1 to 2 pts.	21 to 34 fl. oz. + 1 to 2 pts.	1%	1%
SELECT Herbicide + BLAZER <sup>5</sup> 2SL	13 to 17 fl. oz. - 1 to 1.5 pts.	17 to 34 fl. oz. + 1 to 1.5 pts.	0.5 to 1%	1%
SELECT Herbicide + FLEXSTAR <sup>6</sup> HL Herbicide <sup>(5)</sup>	13 to 17 fl. oz.  Refer to the Flexstar HL Herbicide label for specific application rates.	17 to 34 fl. oz.	1%	1%
SELECT Herbicide + CLASSIC <sup>5</sup> 25DG	17 to 21 fl. oz. + 0.5 to 0.75 oz.	21 to 34 fl. oz. + 0.5 to 0.75 oz.	1%	1%
SELECT Herbicide <sup>(4)</sup> + PURSUIT <sup>1</sup>	13 to 17 fl. oz. + 4 fl. oz.	17 to 34 fl. oz. + 4 fl. oz.	1%	1%
SELECT Herbicide + REFLEX <sup>1</sup> 2 LC	13 to 17 fl. oz. + 0.75 to 1.5 pts.	17 to 34 fl. oz. + 0.75 to 1.5 pts.	0.5 to 1%	1%
SELECT Herbicide <sup>(4)</sup> + GALAXY <sup>TM</sup>	17 to 21 fl. oz. + 32 fl. oz.		0.5%	1%
SELECT Herbicide <sup>(5)</sup> + COBRA + CLASSIC 25DG	17 to 21 fl. oz. + 6 to 8 fl. oz. + 0.5 to 0.75 oz.		0.5%	1%
SELECT Herbicide <sup>(4)</sup> + COBRA + BASAGRAN 4 SL	17 to 21 fl. oz. + 6 to 10 fl. oz. + 1 to 1.5 pts.		0.5%	1%
SELECT Herbicide <sup>(4)</sup> + COBRA + PURSUIT	17 to 21 fl. oz. + 6 to 10 fl. oz. + 4 fl. oz.		0.5%	1%
SELECT Herbicide <sup>(4)</sup> + STORM <sup>1</sup>	17 to 21 fl. oz. + 1.5 pts.		0.5%	1%
SELECT Herbicide <sup>(4)</sup> + RESOURCE Herbicide + PURSUIT	17 to 21 fl. oz. + 4 fl. oz. + 4 fl. oz.		1%	1%
SELECT Herbicide <sup>(4)</sup> + RESOURCE Herbicide + BASAGRAN Herbicide	17 to 21 fl. oz. + 4 fl. oz. + 1 pt.		1%	1%

APPLICATION RATES/ACRE<sup>(1)</sup>

PRODUCT <sup>(2)</sup>	ANNUAL GRASSES	PERENNIAL GRASSES	CROP OIL CONC. <sup>(3)</sup> (V/V)	
			GROUND	AIR
SELECT Herbicide <sup>(4)</sup> + RESOURCE Herbicide + CLASSIC Herbicide	17 to 21 fl. oz. + 4 fl. oz. + 0.5 fl. oz.		1%	1%
SELECT Herbicide <sup>(4)</sup> + COBRA + RESOURCE Herbicide	13 to 17 fl. oz. + 6 fl. oz. + 4 fl. oz.		0.5%	1%
SELECT Herbicide <sup>(4)</sup> + FIRSTRATE™	13 to 17 fl. oz. + 0.3 oz./A	17 to 34 fl. oz.	1%	
SELECT Herbicide <sup>(4)</sup> + COBRA + FIRSTRATE	13 to 17 fl. oz. + 6 to 8 fl. oz. + 0.3 oz./A	17 to 34 fl. oz.	1%	
SELECT Herbicide <sup>(4)</sup> + RAPTOR (1 AS)	13 to 17 fl. oz. + 4 to 5 fl. oz./A		1%	
SELECT Herbicide <sup>(4)</sup> + COBRA + RAPTOR (1 AS)	13 to 17 fl. oz./A + 6 to 8 fl. oz./A + 4 to 5 fl. oz./A		1%	
SELECT Herbicide <sup>(4)</sup> + SYNCHRONY STS	13 to 17 fl. oz./A <sup>(5)</sup> + 0.5 oz./A		1 qt./A	
SELECT Herbicide <sup>(4)</sup> + COBRA + SYNCHRONY STS	13 to 17 fl. oz./A <sup>(6)</sup> + 4 to 8 fl. oz. + 0.5 oz./A		1 pt./A	
SELECT Herbicide <sup>(4)</sup> + RELIANCE STS	13 to 17 fl. oz./A <sup>(5)</sup> + 0.5 oz./A		1 qt./A	
SELECT Herbicide <sup>(4)</sup> + COBRA + RELIANCE STS	13 to 17 fl. oz./A <sup>(6)</sup> + 4 to 8 fl. oz. + 0.5 oz./A		1 pt./A	
SELECT Herbicide <sup>(4)</sup> + RESOURCE Herbicide	13 to 17 fl. oz. + 4 to 12 fl. oz./A		1 qt./A	

**APPLICATION RATES/ACRE<sup>(1)</sup>**

PRODUCT <sup>(2)</sup>	ANNUAL GRASSES	PERENNIAL GRASSES	CROP OIL CONC. <sup>(3)</sup> (V/V)	
			GROUND	AIR
SELECT Herbicide <sup>(4)</sup> + FRONTROW™	17 to 21 fl. oz. + Refer to FRONTROW label for use rates		1%	

- <sup>(1)</sup> If grass regrowth occurs or an additional flush of new grass emerges, make a second application of SELECT alone (without a tank mix herbicide), according to the appropriate size and rate recommendations.
- <sup>(2)</sup> Broadleaf weed control may be reduced when grass populations are tall enough or dense enough to intercept the spray pattern and prevent them from receiving complete coverage. Tank mixing is not recommended in these situations.
- <sup>(3)</sup> Always use a crop oil concentrate at the listed rate (but not less than 1 pint per acre) in the finished spray volume.
- <sup>(4)</sup> The addition of 1 to 2 qts./A of liquid fertilizer (10-34-0, 28%N, or 32%N) is recommended when SELECT Herbicide is tank mixed with PURSUIT, RESOURCE, GALAXY, STORM, FIRSTRATE, SYNCHRONY, RELIANCE, RAPTOR, FRONTROW, COBRA plus CLASSIC, COBRA plus BASAGRAN, COBRA plus PURSUIT, COBRA plus FIRSTRATE, COBRA plus SYNCHRONY, COBRA plus RELIANCE and COBRA plus RAPTOR. An equivalent amount (2.5 to 4.0 lbs./A) of spray grade ammonium sulfate (AMS) may be added in place of liquid fertilizer. Fertilizer adjuvants are to be added in addition to the crop oil concentrate.
- <sup>(5)</sup> Refer to FLEXSTAR label for geographic and rotational restrictions.
- <sup>(6)</sup> Annual grasses and sizes controlled with these tank mixtures are those which are identified in the DIRECTIONS FOR USE IN SOYBEANS AT A REDUCED RATE table.

Table 3.

**SELECT HERBICIDE TANK MIXED WITH COBRA® HERBICIDE AND MSMA APPLIED POST DIRECTED TO COTTON**

PRODUCT <sup>(2)</sup>	APPLICATION RATES/ACRE <sup>(1)</sup>		CROP OIL CONC. <sup>(3)</sup>	COMMENTS
	Annual Grasses	Perennial Grasses		
SELECT Herbicide <sup>(4)</sup> + COBRA + MSMA (4.0 lbs./gal.) or MSMA (6.6 lbs./gal.)	13 to 17 fl. oz.	17 to 34 fl. oz.	1% v/v	Reduce broadcast rate in proportion to the band area actually treated.
	See COBRA label for rates to control broadleaf weeds and height limitations for cotton. Refer to the SELECT Herbicide label for weed height and species controlled.			
	See MSMA label for rates to control broadleaf weeds and height limitations for cotton. Refer to the SELECT Herbicide label for weed height and species controlled.			

- <sup>(1)</sup> If grass regrowth occurs or an additional flush of new grass emerges, make a second application of SELECT Herbicide alone (without a tank mix herbicide), according to the appropriate size and rate recommendations.
- <sup>(2)</sup> Broadleaf weed control may be reduced when grass populations are tall enough or dense enough to intercept the spray pattern and prevent them from receiving complete coverage. Tank mixing is not recommended in these situations.
- <sup>(3)</sup> Always use a crop oil concentrate at the listed rate (but not less than 1 pint per acre) in the finished spray volume.
- <sup>(4)</sup> If at the time of application, grass height is so tall that post-directed applications cannot get good coverage over the top of the grassy weeds, then poor control may result and a second (non-post directed) application of SELECT Herbicide may be necessary.

Table 4.

**SELECT HERBICIDE TANK MIXED  
WITH BUCTRIL® 4 EC HERBICIDE TO CONTROL EMERGED WEEDS  
IN BXN COTTON AS A BROADCAST APPLICATION**

PRODUCT <sup>(2)</sup>	APPLICATION <sup>(1)</sup>	CROP OIL CONC. <sup>(3)</sup>	COMMENTS <sup>(7)</sup>
	<b>Annual Grasses</b>		
SELECT Herbicide  +  BUCTRIL 4 EC Herbicide <sup>(4,5,6)</sup>	17 to 34 fl. oz./A  See BUCTRIL 4 EC Herbicide label for rates to control broadleaf weeds and height limitations for cotton.	1 qt./A	See charts for grasses controlled

- <sup>(1)</sup> If grass regrowth occurs or an additional flush of new grass emerges, make a second application of SELECT Herbicide at the recommended rate with the appropriate amount of crop oil concentrate in a non-Buctril tank mix.
- <sup>(2)</sup> Broadleaf weed control may be reduced when grass populations are tall enough or dense enough to intercept the spray pattern and prevent them from receiving complete coverage.
- <sup>(3)</sup> Always add a crop oil concentrate t 1 qt./A by ground in the finished spray solution.
- <sup>(4)</sup> Applications of BUCTRIL 4 EC can be made only to cotton that has been genetically modified for crop tolerance to postemergence over-the-top applications of bromoxynil.
- <sup>(5)</sup> Do not apply the SELECT plus BUCTRIL tank mix within 75 days of harvest.
- <sup>(6)</sup> Do not exceed two applications of BUCTRIL before cotton is 12 inches tall and one application after 12 inches tall.
- <sup>(7)</sup> Use a minimum of 10 gals. of spray solution per acre.

Table 5.

**SELECT HERBICIDE TANK MIXED  
WITH STINGER™ HERBICIDE  
APPLIED TO SUGAR BEETS**

PRODUCT <sup>(2)</sup>	APPLICATION RATES/ACRE <sup>(1)</sup>		CROP OIL CONC. <sup>(3)</sup>	
	Annual Grasses	Perennial Grasses	Ground	Air
SELECT Herbicide  +  STINGER® Herbicide	13 to 17 fl. oz.	17 to 34 fl. oz.	1% v/v	
See STINGER Herbicide label for rates. Refer to the SELECT Herbicide label for weed height and species controlled.				

- <sup>(1)</sup> If grass regrowth occurs or an additional flush of new grass emerges, make a second application of SELECT Herbicide alone (without a tank mix herbicide), according to the appropriate size and rate recommendations.
- <sup>(2)</sup> Broadleaf weed control may be reduced when grass populations are tall enough or dense enough to intercept the spray pattern and prevent them from receiving complete coverage. Tank mixing is not recommended in these situations.
- <sup>(3)</sup> Always use a crop oil concentrate at the listed rate (but not less than 1 pt. per acre) in the finished spray volume.

Table 6.

**SELECT HERBICIDE TANK MIXED  
WITH BETAMIX® or BETANEX®  
APPLIED TO SUGAR BEETS**

PRODUCT <sup>(2)</sup>	WEEDS CONTROLLED		WEED HEIGHT	APPLICATION RATE / ACRE <sup>(1)</sup>
	Common Name	Scientific Name		
SELECT Herbicide <sup>(3)</sup>	Barnyardgrass	<i>Echinochloa crus-galli</i>	1 to 3"	17 fl. oz.
	Foxtail	<i>Setaria spp.</i>	1 to 3"	
	Foxtail Millet	<i>Setaria italica</i>	1 to 3"	
	Wild Oats	<i>Avena fatua</i>	1 to 3"	
	Wild Proso Millet	<i>Panicum miliaceum</i>	1 to 3"	
+ BETAMIX  OR BETANEX			See BETAMIX label for rates to control broadleaf weeds. No additives are recommended in the tank mix.	
			See BETANEX label for rates to control broadleaf weeds. No additives are recommended in the tank mix.	

- (1) Do not use crop oil concentrate. No additives are recommended in the tank mix. If grass regrowth occurs or an additional flush of new grass emerges, make a second application of SELECT Herbicide alone (without a tank mix herbicide), according to the appropriate size and rate recommendations.
- (2) Broadleaf weed control may be reduced when grass populations are tall enough or dense enough to intercept the spray pattern and prevent them from receiving complete coverage. Tank mixing is not recommended in these situations.
- (3) If grass regrowth occurs or an additional flush of new grass emerges, make a second application of SELECT Herbicide at full label rate with appropriate rate of crop oil concentrate.

**TANK MIX APPLICATION OF SELECT HERBICIDE AND  
2,4-DB HERBICIDE FOR CONTROL OF GRASSES  
AND BROADLEAF WEEDS IN ALFALFA**

A tank mix of SELECT Herbicide plus 2,4-DB (up to 1.0 lb. ai/A) can be used to control grass and broadleaf weeds listed on the two product labels. Include a crop oil concentrate containing at least 15% emulsifier at 1% v/v in the finished spray. Follow rate and other recommendations on the individual herbicide labels when applying this tank mix.

NOTE: SELECT Herbicide plus 2,4-DB may increase the severity of crop injury when tank mixed. Alfalfa plants will generally outgrow this temporary crop injury within a few weeks.

**TANK MIX APPLICATION OF SELECT HERBICIDE AND  
PURSUIT HERBICIDE FOR CONTROL OF GRASSES  
AND BROADLEAF WEEDS IN ALFALFA**

A tank mix of SELECT Herbicide plus PURSUIT Herbicide or PURSUIT DG Herbicide can be used to control annual grass and broadleaf weeds listed on the two product labels. Include a crop oil concentrate at 1% v/v in the finished spray. For annual grass control in alfalfa using SELECT Herbicide plus PURSUIT use 17 to 34 fl. oz./A of SELECT Herbicide.

Before using this tank mix, read and understand the PURSUIT or PURSUIT DG Herbicide labels for geographical restrictions and restrictions regarding alfalfa growth stage and type. Failure to do so can result in crop injury to alfalfa.

Do not feed, graze or harvest alfalfa for 30 days following an application of PURSUIT to alfalfa.

Table 7.

**TANK MIX APPLICATION OF SELECT HERBICIDE AND INSECTICIDES  
FOR CONTROL OF GRASS WEEDS AND INSECTS  
IN SOYBEANS, COTTON AND PEANUTS**

APPLICATION RATES/ACRE <sup>(1)</sup>			
PRODUCT <sup>(2)</sup>	ANNUAL GRASSES	PERENNIAL GRASSES	CROP OIL CONC. (V/V) <sup>(3)</sup>
SELECT Herbicide + ORTHENE® 75 SP or ORTHENE 97	13 to 17 fl. oz. + 0.33 to 1.33 lbs. 0.25 to 1.0 lb.	17 to 34 fl. oz. + 0.33 to 1.33 lbs. 0.25 to 1.0 lb.	1%
SELECT Herbicide + ORTHENE 90 S	13 to 17 fl. oz. + 0.25 to 1 lb.	17 to 34 fl. oz. + 0.25 to 1 lb.	1%
SELECT Herbicide + DANITOL® 2.4 EC Spray <sup>(4)</sup> (For use in cotton and peanuts only, not soybeans.)	13 to 17 fl. oz. + 10 2/3 to 16 fl. oz.	17 to 34 fl. oz. + 10 2/3 to 16 fl. oz.	1%

<sup>(1)</sup> If grass regrowth occurs, or an additional flush of new grass emerges, make a second application of SELECT Herbicide alone (without a tank mix insecticide) according to the appropriate size and rate recommendations.

<sup>(2)</sup> Refer to insecticide label for rates and insects controlled.

<sup>(3)</sup> Always use a crop oil concentrate at the listed rate (but not less than 1 pt. per acre) in the finished spray volume.

<sup>(4)</sup> DANITOL tank mix is labeled for use in cotton and peanuts only, not soybeans.

**TANK MIX APPLICATION OF SELECT HERBICIDE AND INSECTICIDES  
FOR CONTROL OF GRASS WEEDS AND INSECTS IN ALFALFA**

SELECT Herbicide can be tank mixed with the following insecticides for use in alfalfa: BAYTHROID, DIMETHOATE, LORSBAN, POUNCE or WARRIOR. The SELECT Herbicide rate should be 13 to 17 fl. oz./A for annual grass control in seedling alfalfa, minimum of 17 fl. oz./A for annual grass control in established alfalfa and 17 to 34 fl. oz./A for perennial grass control. Crop oil concentrate should be added at the rate of 1.0 to 2.0 pt./A. For the SELECT plus LORSBAN tank mix, reduce the adjuvant rate down to 1.0 pt./A when the LORSBAN rate is 1.0 pt./A or higher.

Certain insecticides may cause temporary phytotoxic symptoms on alfalfa foliage. Refer to the insecticide label for further information. It is suggested that prior to using any of these insecticide/herbicide tank mixtures, that a small area of the field be treated first and observations for crop injury be made prior to treating the whole field.

Applications must be made at a timing which falls within the guidelines of the SELECT Herbicide label relative to weed sizes and application equipment. For these applications it is necessary to use application equipment designed for herbicide applications.

Table 8.

**RECOMMENDATIONS FOR ROUNDUP READY® VOLUNTEER CORN CONTROL  
IN ROUNDUP READY SOYBEANS  
WITH SELECT HERBICIDE TANK MIX**

PRODUCT	GRASS SPECIES	WEED STAGE	RATE FL. OZ./ ACRE	ADJUVANT RATE <sup>(1)</sup>
SELECT Herbicide  +	RR Volunteer Corn	up to 12 inches	9 <sup>(1)</sup> to 13 <sup>(2)</sup>	AMS 2.5 lbs./A
		up to 24 inches	13 to 17 + up to 2 qts./A	

ROUNDUP® Ultra®

<sup>(1)</sup> At the 9 fl. oz./A rate of SELECT Herbicide, the adjuvant recommendation is 1 pt./A COC plus AMS at 2.5 lbs./A.

<sup>(2)</sup> Use the high rate under heavy grass pressure and/or when grasses are at or near maximum height.

**THE MOST RESTRICTIVE LABELING OF ANY PRODUCT USED IN A TANK MIX MUST BE FOLLOWED.**

- Apply only to actively growing grass and broadleaf weeds at recommended height or growth stage listed on each label.
- Apply under favorable soil moisture and humidity which exist a few days after rainfall or within seven days after irrigation.
- Tank mix applications may sometimes result in reduced grass control. If regrowth occurs, or an additional flush of new grass emerges, make a second application of SELECT Herbicide, as specified in the respective size and rate tables.
- Do not tank mix SELECT Herbicide when broadleaf weeds are tall and/or dense enough to prevent proper grass coverage.
- This tank mix may be applied postemergence to **ROUNDUP Ready soybeans** up through the full flowering stage. Do not apply later than 60 days before harvest.
- Avoid contact with foliage, green stems, or fruit crops, or any desirable plants and trees, other than soybeans with the ROUNDUP Ready gene as severe injury or destruction will result.
- Do not allow the SELECT plus ROUNDUP to mist, drip, drift or splash onto desirable vegetation as minute quantities of the tank mix can cause severe damage or destruction to the crops, plants or other areas on which treatment was not intended. The likelihood of injury occurring from drift of this product is greatest when winds are gusty or in excess of 5 miles per hour. Even under lesser wind velocities, avoid conditions that allow spray drift to occur such as combinations of spray pressure and nozzle type that will result in fine particles (mist) that are likely to drift.

**DIRECTIONS FOR USE IN FALLOW LAND**

SELECT Herbicide may be used to control annual and perennial grasses in land that has been left fallow the previous year and other non-producing agricultural areas. Apply SELECT Herbicide at 13 to 17 fl. oz./A for annual grasses and 17 to 34 fl. oz./A for perennial grasses. When both grass and broadleaf weeds are the target pest, SELECT Herbicide may be tank mixed with 2,4-D Ester or BANVEL SGF Herbicide for broad spectrum control. When both annual and perennial grasses occur in the same field, use a minimum of 17 fl. oz./A. SELECT Herbicide rate.

**GENERAL INFORMATION:**

- Use a minimum spray volume of 5 gals./A for aerial applications and 15 gals./A for ground applications.
- Apply only to actively growing grasses when the first grass reaches the recommended weed height as specified by the Recommendations for Annual and Perennial Grasses section of this label.
- Annual grasses which emerge after the SELECT Herbicide application will not be controlled, and a second application may be necessary.



- The control of perennial grasses may require more than one application in non-tilled areas.
- Do not plant any crop for 30 days after application unless clethodim is registered for use in that crop.
- Do not apply to grasses that have tillered, formed seedheads or exceeded recommended growth stage.
- Do not use flood jet nozzles.
- Do not apply to drought-stressed grasses.
- Do not mow area for two weeks prior to or after the SELECT Herbicide application.

**SELECT HERBICIDE IN TANK MIXES  
TO CONTROL ANNUAL AND PERENNIAL GRASSES IN FALLOW LAND**

PRODUCT	APPLICATION RATES/ACRE <sup>(1)</sup>		CROP OIL CONC. <sup>(2)</sup>	
	Annual Grasses	Perennial Grasses	Ground	Air
SELECT Herbicide + 2,4-D Ester or BANVEL SGF	13 to 17 fl. oz.	17 to 34 fl. oz.	1% v/v	
	0.5 lb./A			
	See BANVEL SGF label for rates.			

<sup>(1)</sup> Refer to SELECT Herbicide label for weed height and species control. Review BANVEL SGF Herbicide and 2,4-D labels for crop restrictions, use rates and weeds controlled.

<sup>(2)</sup> Always use a crop oil concentrate or methylated seed oil containing at least 15% emulsifier at the listed rate (but not less than 1 pint per acre) in the finished spray volume.

**SELECT HERBICIDE FOR THE CONTROL AND/OR SUPPRESSION OF TALL  
FESCUE IN NATIVE PRAIRIE WARM-SEASON GRASS RESTORATION PROJECTS**

PRODUCT	PRODUCT RATE	GRASS WEEDS CONTROLLED/SUPPRESSED		WEED STAGE
		Common Name	Scientific Name	
SELECT Herbicide	21 to 26 fl. oz./A	Tall Fescue	<i>Festuca arundinacea</i>	4 to 6 in. (40 to 60% green-up)
Adjuvant: SELECT Herbicide must be applied with crop oil concentrate at 1 qt./A, plus a spray grade ammonium sulfate at 2.5 to 4 lbs./A. Recommended Mixing Order: Thoroughly mix spray grade ammonium sulfate in water, add SELECT Herbicide, then add crop oil concentrate.				

**SPECIAL APPLICATION INSTRUCTIONS/PRECAUTIONS**

Burn or mow fields a minimum of 3 weeks prior to application to remove excess crop residue. Apply in the spring, at 40 to 60% tall fescue green-up, prior to emergence of warm-season grasses. Do not mow area for 2 weeks after the SELECT Herbicide application.

Apply in a minimum of 15 to 20 gals. of water per acre at a spray pressure of 40 to 60 PSI at the nozzle. Apply using flat fan or hollow cone nozzles. Do not use flood nozzles.

Apply only to fields that have warm-season grasses established for two years. Applications of SELECT Herbicide to emerged warm-season grasses may cause injury. Do not apply to warm-season grasses grown for seed.

Do not graze treated fields or feed treated forage and or hay to livestock. Do not plant any crop for 30 days after application, unless clethodim is registered for use in that crop.

NOTE: SELECT Herbicide applications are most effective if applied when average nighttime temperatures are consistently greater than or equal to 47 degrees Fahrenheit.

**DIRECTIONS FOR USE IN ORNAMENTALS**

For ornamental plant uses, SELECT Herbicide can be used to control labeled grass weeds in greenhouses, lathhouses, shadehouses, and around outdoor ornamentals, including nurseries, parks, roadside plantings, and structure landscapes.

**IMPORTANT**

SELECT Herbicide successfully controls weeds in newly transplanted and established non-grassy ornamentals. Plant tolerance to SELECT Herbicide at labeled rates has been found to be acceptable for the indicated genera and species listed below. Due to variability within species, crop growth stage, environmental conditions, and application techniques, it is recommended that the user determine if herbicide can be used safely on a few plants prior to widespread application. Neither the seller nor the manufacturer of SELECT Herbicide have investigated the safety factor to ornamental plants not listed on the label.

The following plants have shown a tolerance for SELECT Herbicide applications:

**ORNAMENTAL TREES**

<b>COMMON NAME</b>	<b>SCIENTIFIC NAME</b>
ALDER, RED	<i>Ainus oregona</i>
ASH	<i>Fraxinus spp.</i>
BASSWOOD	<i>Tilia spp.</i>
BIRCH, EUROPEAN WHITE	<i>Betula pendula</i>
BIRCH, RIVER	<i>Betula nigra</i>
BIRCH, WHITE	<i>Betula papyrifera</i>
CRABAPPLE, FLOWERING	<i>Malus halliana</i>
DOGWOOD, FLOWERING	<i>Cornus florida</i>
GOLDON CHAIN TREE	<i>Laburnum anagyroides</i>
MAPLES	<i>Acer spp.</i>
MULBERRY, WHITE	<i>Morus alba</i>
OAKS	<i>Quercus spp.</i>
OLIVE, WILD	<i>Elaeagnus angustifolia</i>
REDBUD	<i>Cercis canadensis</i>
SWEET GUM	<i>Liquidambar styraciflua</i>

**GARDEN FLOWERS AND PLANTS**

<b>COMMON NAME</b>	<b>SCIENTIFIC NAME</b>
AGERATUM	<i>Ageratum spp.</i>
ALYSSUM *	<i>Lobularia maritima</i>
ASPARAGUS FERN	<i>Asparagus setaceus</i>
BLEEDING HEART	<i>Dicentra spectabilis</i>
CAST IRON PLANT	<i>Aspidistra elatior</i>
CHRYSANTHEMUM	<i>Chrysanthemum spp.</i>
CINQUEFOIL	<i>Potentilla spp.</i>
COLEUS	<i>Coleus spp.</i>
CORALBELLS	<i>Heuchera sanguinea</i>
CRANESBILL	<i>Geranium spp.</i>
DAHLIA	<i>Dahlia spp.</i>
DAISY, AFRICAN	<i>Osteospermum fruticosum</i>
DAYLILY	<i>Hemerocallis spp.</i>
DUSTY MILLER	<i>Senecio cineraria</i>
EUONYMUS	<i>Euonymus spp.</i>
GAZANIA	<i>Gazania spp.</i>
GERANIUM, HOUSE	<i>Pelargonium hortorum</i>
HEATHER	<i>Cuphea hyssopifolia</i>
HOSTA	<i>Hosta fortunei</i>
IRIS	<i>Iris spp.</i>
JASMINE TOBACCO	<i>Nicotiana alata</i>
LOOSESTRIFE	<i>Lythrum salicaria</i>
MARIGOLD	<i>Tagetes spp.</i>
PARTRIDGEBERRY	<i>Mitchella repens</i>
PETUNIA *	<i>Petunia hybrida</i>
PHLOX	<i>Phlox spp.</i>
PINKS	<i>Dianthus spp.</i>
PORTULACA	<i>Portulaca grandiflora</i>
SALVIA	<i>Salvia spp.</i>
SAXIFRAGE	<i>Saxifraga spp.</i>
SEDUM	<i>Sedum spp.</i>
SELLOUM	<i>Philodendron selloum</i>
SNAPDRAGON *	<i>Antirrhinum majus</i>
SWEET FLAG	<i>Lacorus gramineus</i>
TICKSEED	<i>Coreopsis grandiflora</i>
TOUCH-ME-NOT	<i>Impatiens spp.</i>
VERBENA	<i>Verbena spp.</i>
VIOLET	<i>Viola spp.</i>
YARROW, COMMON	<i>Achillea millefolium</i>
ZINNIA	<i>Zinnia elegans</i>

\* Slight foliage or flower speckling has been observed on these species.

**GROUND COVERS**

<b>COMMON NAME</b>	<b>SCIENTIFIC NAME</b>
BUGLEWEED, CARPET	<i>Ajuga reptans</i>
IVY, ENGLISH	<i>Hedera helix</i>
JAPANESE SPURGE	<i>Pachysandra terminalis</i>
LILYTURF	<i>Liriope muscari</i>
MONEYWORT	<i>Lysimachia nummularia</i>
MONDO GRASS, WHITE	<i>Ophiopogon jaburan</i>
MONDO GRASS DWARF	<i>Ophiopogon japonicus</i>
PERIWINKLE, COMMON	<i>Vinca minor</i>

**SHRUBS**

<b>COMMON NAME</b>	<b>SCIENTIFIC NAME</b>
ABELIA	<i>Abelia spp.</i>
ANISE, PURPLE	<i>Illicium floridanum</i>
AUCUBA	<i>Aucuba spp.</i>
AZALEA *	<i>Rhododendron spp.</i>
BAMBOO	<i>Bambusa spp.</i>
BARBERRY, JAPANESE	<i>Berberis thunbergii</i>
BARBERRY, MAGELLAN	<i>Berberis buxifolia</i>
BAYBERRY	<i>Myrica pensylvanica</i>
BOTTLEBRUSH	<i>Callistemon citrinus</i>
BOXWOOD	<i>Buxus sempervirens</i>
CAMELLIA	<i>Camellia japonica</i>
CANDYTUFT	<i>Iberis sempervirens</i>
CLEYERA	<i>Cleyera japonica</i>
CORALBERRY	<i>Ardisia crenata</i>
CRAPE MYRTLE	<i>Lagerstroemia indica</i>
COYOTE BRUSH	<i>Baccharis pilularis</i>
FIG, CREEPING	<i>Ficus pumila</i>
GARDENIA	<i>Gardenia spp.</i>
HOLLY	<i>Ilex spp.</i>
HONEYSUCKLE	<i>Lonicera pileata</i>
INDIAN HAWTHORN	<i>Raphiolepis indica</i>
JASMINE	<i>Jasminum spp.</i>
JASMINE, ASIATIC	<i>Trachelospermum asiaticum</i>
JASMINE, CONFEDERATE	<i>Trachelospermum jasminoides</i>
JUNIPER	<i>Juniperus spp.</i>
LANTANA	<i>Lantana spp.</i>
NANDINA *	<i>Nandinia domestica</i>
OLEANDER, COMMON	<i>Nerium oleander</i>
OREGON GRAPE	<i>Mahonia aquifolium</i>
PHOTINIA	<i>Photinia spp.</i>
PITTOSPORUM	<i>Pittosporum spp.</i>
PODOCARPUS	<i>Podocarpus spp.</i>
PRIVET	<i>Ligustrum spp.</i>
PYRACANTHA	<i>Pyracantha spp.</i>
RHODODENDRON	<i>Rhododendron spp.</i>
ROSE	<i>Rosa spp.</i>
SPIREA	<i>Spiraea bumalda</i>
TEA OLIVE	<i>Osmanthus fragrans</i>
VIBURNUM	<i>Viburnum tinus</i>
WISTERIA	<i>Wisteria spp.</i>
YELLOW SAGE	<i>Lantana camara</i>

\* Slight foliage or flower speckling has been observed on these species.

### RECOMMENDATIONS FOR ANNUAL GRASSES IN ORNAMENTALS

- Apply only to actively growing grasses at recommended weed heights.
- Apply when the first grass weed species in a mixed grass weed population reaches the recommended growth stage for treatment.
- Use the high rate under heavy grass pressure and/or when grasses are at maximum height.

GRASS SPECIES		WEED HEIGHT INCHES*	RATE FL. OZ. ACRE <sup>(1)</sup>	HIGH RATE <sup>(2)</sup>
Barnyardgrass	<i>Echinochloa crus-galli</i>	2 to 8	17	34
Broadleaf Signalgrass	<i>Brachiaria platyphylla</i>	2 to 6	17	34
Brome				
California	<i>Bromus carinatus</i>	2 to 6	17	34
Cheatgrass	<i>Bromus secalinus</i>	2 to 6	17	34
Downy	<i>Bromus tectorum</i>	2 to 6	17	34
Ripgut	<i>Bromus diandrus</i>	2 to 6	17	34
Canarygrass	<i>Phalaris canariensis</i>	1 to 4	17	34
Crabgrass				
Hairy	<i>Digitaria adscendens</i>	2 to 6**	17	34
Large	<i>Digitaria sanguinalis</i>	2 to 6**	17	34
Smooth	<i>Digitaria ischaemum</i>	2 to 6**	17	34
Southern	<i>Digitaria ciliaris</i>	2 to 6**	17	34
Crowfootgrass	<i>Dactyloctenium aegyptium</i>	2 to 6**	17	34
Fall Panicum	<i>Panicum dichotomiflorum</i>	2 to 8	17	34
Field Sandbur	<i>Cenchrus incertus</i>	2 to 6	17	34
Foxtail				
Giant	<i>Setaria faberi</i>	2 to 12	17	34
Green	<i>Setaria viridis</i>	2 to 8	17	34
Yellow	<i>Setaria glauca</i>	2 to 8	17	34
Goosegrass	<i>Eleusine indica</i>	2 to 6**	17	34
Itchgrass	<i>Rottboellia exaltata</i>	2 to 6	17	34
Junglerice	<i>Echinochloa colona</i>	2 to 6	17	34
Lovegrass (Stinkgrass)	<i>Eragrostis cilianensis</i>	2 to 6	17	34
Rabbitsfootgrass	<i>Polypogon monspeliensis</i>	1 to 4	17	34
Red Rice	<i>Oryza sativa</i>	1 to 3	17	34
Rygrass				
Hardy	<i>Lolium remotum</i>	2 to 6	17	34
Italian	<i>Lolium multiflorum</i>	2 to 6	17	34
Seedling Johnsongrass	<i>Sorghum halepense</i>	4 to 10	17	34
Shattercane	<i>Sorghum bicolor</i>	6 to 18	17	34
Southwestern Cupgrass	<i>Eriochloa gracilis</i>	2 to 6	17	34
Sprangletop				
Amazon	<i>Leptochloa panicoides</i>	2 to 6	17	34
Bearded	<i>Leptochloa fascicularis</i>	2 to 6	17	34
Mexican	<i>Leptochloa uninervis</i>	2 to 6	17	34
Red	<i>Leptochloa filiformis</i>	2 to 6	17	34
Texas Panicum	<i>Panicum texanum</i>	2 to 6	17	34
Volunteer Cereals				
Barley	<i>Hordeum vulgare</i>	2 to 6	17	34
Oats	<i>Avena sativa</i>	2 to 6	17	34
Rye	<i>Secale cereale</i>	2 to 6	17	34
Wheat	<i>Triticum aestivum</i>	2 to 6	17	34
Volunteer Corn	<i>Zea mays</i>	4 to 12	13	17
Volunteer Corn	<i>Zea mays</i>	12 to 24	17	34
Volunteer Grain Sorghum	<i>Sorghum bicolor</i>	8 to 12	17	34
Wild Oats	<i>Avena fatua</i>	2 to 6	17	34
Wild Proso Millet	<i>Panicum miliaceum</i>	2 to 10	17	34
Witchgrass	<i>Panicum capillare</i>	2 to 8	17	34
Woolly Cupgrass	<i>Eriochloa villosa</i>	2 to 8	17	34

\* Generally occurs between 3-leaf stage and tillering.

\*\* Length of lateral growth.

<sup>(1)</sup> 17 fl. oz./acre = approximately 0.4 fl. oz./1000 sq. ft.

<sup>(2)</sup> 34 fl. oz./acre = approximately 0.8 fl. oz./1000 sq. ft.

Add non-ionic surfactant containing at least 80% active ingredient at the rate of 1 pt. per 50 gals. (0.25% v/v).

RECOMMENDATIONS FOR ANNUAL BLUEGRASS CONTROL WITH SELECT HERBICIDE IN ORNAMENTALS			
GRASS SPECIES	WEED STAGE	RATE FL. OZ. ACRE	HIGH RATE
Annual Bluegrass (Poa annua)	to 4-Leaf	13	34
<p>Apply under favorable soil moisture and humidity which exists within a few days after rainfall or within 7 days after irrigation. Grass needs to be actively growing at time of application(s).</p> <p>Apply at weed stage indicated on the label, as reduced control can be expected with more mature annual bluegrass.</p> <p>Use the high rate under heavy grass pressure and/or when annual bluegrass is more mature.</p> <p>Add non-ionic surfactant containing at least 80% active ingredient at the rate of 1 pt. per 50 gals. (0.25% v/v).</p>			

**RECOMMENDATIONS FOR PERENNIAL GRASSES IN ORNAMENTALS**

- Apply only to actively growing grasses at recommended weed heights.
- Apply when the first grass weed species in a mixed grass weed population reaches the recommended growth stage for treatment.
- Use the high rate under heavy grass pressure and/or when grasses are at maximum height.

GRASS SPECIES	WEED HEIGHT INCHES	RATE FL. OZ. ACRE <sup>(1)</sup>	HIGH RATE <sup>(2)</sup>
Bermudagrass (Cynodon dactylon)	3 (or up to 6" runners)	17	34
First Application			
Repeat Application(s) (if regrowth occurs)	3 (or up to 6" runners)	17	34
Foxtail Barley (Hordeum jubatum)	2 to 6	17	34
First Application			
Repeat Application(s) (if regrowth occurs)	2 to 6	17	34
Quackgrass (Agropyron repens)	4 to 8	17	34
First Application			
Repeat Application(s) (if regrowth occurs)	4 to 8	17	34
Rhizome Johnsongrass (Sorghum halepense)	12 to 24	17	34
First Application			
Repeat Application(s) (if regrowth occurs)	6 to 18	13	17
Wirestem Muhly (Muhlenbergia frondosa)	4 to 8	17	34
First Application			
Repeat Application(s) (if regrowth occurs)	4 to 8	17	34

<sup>(1)</sup> 17 fl. oz./acre = approximately 0.4 fl. oz./1000 sq. ft.

<sup>(2)</sup> 34 fl. oz./acre = approximately 0.8 fl. oz./1000 sq. ft.

Add non-ionic surfactant containing at least 80% active ingredient at the rate of 1 pt. per 50 gals. (0.25% v/v).

## STORAGE AND DISPOSAL

### PROHIBITIONS

Do not contaminate water, food or feed by storage, disposal or cleaning of equipment.  
Open dumping is prohibited.

### STORAGE

Keep pesticide in original container.  
Do not put concentrate or dilute into food or drink containers.  
Store in cool, dry place.  
Do not store diluted spray.

**Emergency Response:** For help with any spill, leak, fire or exposure involving this material, call day or night 1-800-892-0099.

### PESTICIDE DISPOSAL

Wastes resulting from the use of this product may be disposed of on site or at an approved waste disposal facility.

### CONTAINER DISPOSAL

Triple rinse (or equivalent). Do not reuse container. Offer for recycling or reconditioning; or puncture and dispose of in a sanitary landfill, or incineration, or, if allowed by State and local authorities, by burning. If burned, stay out of smoke.

Copyright © 2000 by Valent U.S.A. Corporation

BANVEL® - Reg. TM of BASF Corporation  
 BASAGRAN® - Reg. TM of BASF AG  
 BETAMIX® - Reg. TM of Aventis Group  
 BETANEX® - Reg. TM of Aventis Group  
 BLAZER® - Reg. TM of BASF Corporation  
 BUCTRIL® - Reg. TM of Rhone-Poulenc  
 CLASSIC® - Reg. TM of E.I. duPont de Nemours & Co. Inc.  
 COBRA® - Reg. TM of Valent U.S.A. Corporation  
 DANITOL® - Reg. TM of Sumitomo Chemical Co., Ltd.  
 DUAL® - Reg. TM of Novartis Crop Protection, Inc.  
 FIRSTRATE® - Reg. TM of Dow AgroSciences LLC  
 FLEXSTAR® - Reg. TM of Zeneca Ag Products  
 FRONTROW™ - TM of Dow AgroSciences LLC  
 GALAXY™ - TM of BASF AG  
 IMI-CORN® - Reg. TM of American Cynamid Co.  
 LIBERTY LINK® - Reg. TM of Aventis Group  
 ORTHENE® - Reg. TM of Monsanto Company  
 PROWL® - Reg. TM of American Cynamid Co.  
 PURSUIT® - Reg. TM of American Cynamid Co.  
 RAPTOR® - Reg. TM of American Cynamid Co.  
 REFLEX® - Reg. TM of Zeneca Ag Products  
 RELIANCE® STS™ - Reg. TM and TM of E.I. duPont de Nemours & Co. Inc.  
 RELIANCE™ STS® - TM and Reg. TM of E.I. duPont de Nemours & Co. Inc. for soybean seed.  
 RESOURCE® - Reg. TM of Valent U.S.A. Corporation  
 ROUNDUP READY® and ROUNDUP® ULTRA® - Reg. TMs of Monsanto Company  
 SELECT® - Reg. TM of Valent U.S.A. Corporation  
 SENCOR® - Reg. TM of Bayer Corporation  
 STINGER® - Reg. TM of Dow AgroSciences LLC  
 STORM® - Reg. TM of BASF Corporation  
 SYNCHRONY® STS™ - Reg. TM and TM of E.I. duPont de Nemours & Co. Inc.  
 SYNCHRONY™ STS® - TM and Reg. TM of E.I. duPont de Nemours & Co. Inc. for soybean seed.

Manufactured for:  
 Valent U.S.A. Corporation  
 P.O. Box 8025  
 Walnut Creek, CA 94596-8025

Made in U.S.A.

Form 000204 - SELH-4.PND

EPA Reg. No. 59639-78  
 EPA Est. No. 8655-AR-01

## THE VALENT RETURNABLE KEG

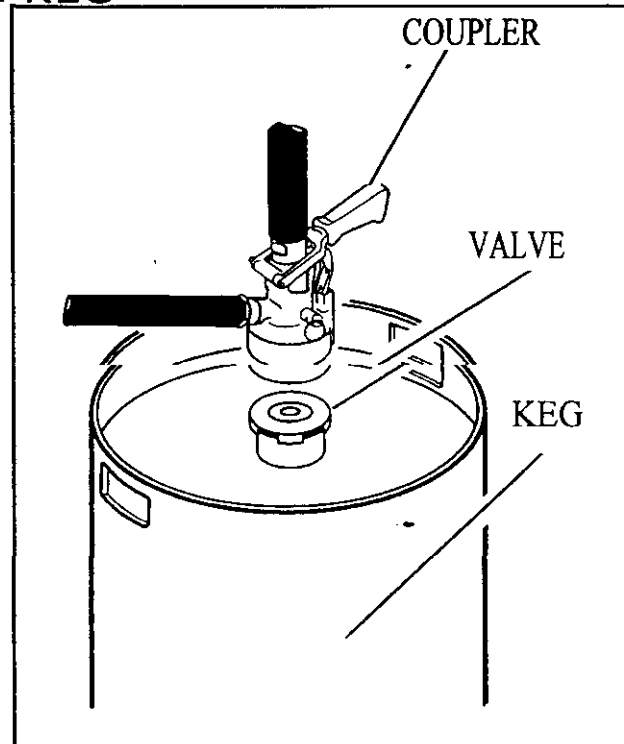
**Description:** This keg is a closed-system, refillable container designed for easy handling and convenient dispensing of product with no container disposal.

**Construction:** The keg is made of all stainless steel. Both the gaskets and seals are Viton and are compatible with the Valent product.

**Pump System:** With the versatility of the keg, either a mechanical pump or an air pressure system may be used to dispense the product.

**Coupler:** A specific dry-disconnect coupler is required for dispensing product from the keg. This coupler is available through local agricultural equipment suppliers.

**Container Capacity:** 15 gallons or 56.7 liters (by weight)



### ATTENTION!

This is a closed-system container. Do not try to remove the valve from the keg. The coupler required for removal of product is available from local agricultural equipment suppliers. The keg contains tamper evident seals that, if broken, will incur a fee for the user of the keg. Both the coupler and the valve are designed for one-way operation only. Never try to pump any type of material back into the keg.

### DIRECTIONS FOR USE

The proper coupler must be attached and engaged before removing any product from the keg. Either a mechanical pump or an air pressure system may be used and connected to the 1-inch NPT thread on the top of the coupler.

### IMPORTANT!

Attach a hose or pump to the coupler before engaging coupler. This will prevent the user from being splashed in the event that pressure build-up in the keg forces liquid up through the coupler.

#### To attach and engage the coupler:

1. Pull top of black dust cover back to expose head of valve. The bottom ring of the black dust cover will still be attached to the neck of the valve. Save the dust cover for reuse when returning keg.
2. Before engaging the coupler, securely attach a hose or pump to the threaded connection.
3. Twist coupler onto valve on keg.  
and engage coupler by pulling handle straight out to unlock and then pushing handle down into lower position to open internal valve. Handle will automatically lock in place.
4. Secure and engage coupler by pulling handle straight out to unlock and then pushing handle down into lower position to open internal valve. Handle will automatically lock in place.
5. You are now ready to begin the pumping operation.

#### To remove coupler from container:

1. Release coupler by pulling handle straight out to unlock and then lifting handle into upper position. Handle will automatically lock in place.
2. Lift coupler from keg. As coupler clears top of valve, pull coupler sideways and lift it off the valve.
3. Wipe valve off and replace dust cover.
4. Flush coupler with water.
5. Wipe coupler and store in a clean place.
6. Properly dispose of cleaning towels and rinsate.

### RETURNING KEGS

Clean the outside of the keg with water or soap before returning the keg to the distributor. Leave all Valent product labels and stickers securely attached. All Valent product labels, stickers and other information must remain on the keg in order to comply with both State and Federal regulations.

All Valent kegs are tracked using the individual keg serial number stamped in the top of the keg. Distributors are responsible for these kegs that have been assigned to them. Return this keg to the distributor from which it was purchased. Notify the distributor if the keg cannot be returned by the specific time.