


Please read instructions on reverse before completing form.

Form Approved. OMB No. 2070-0060. Approval expires 11-30-93

(A) 	United States Environmental Protection Agency Office of Pesticide Programs (H7505C) Washington, DC 20460	<input type="checkbox"/> Registration <input type="checkbox"/> Amendment <input checked="" type="checkbox"/> Other	OPP Identifier Number 154347
	Application for Pesticide:		

Section I

1. Company/Product Number 59639-56	2. EPA Product Manager Robert Forrest	3. Proposed Classification <input type="checkbox"/> None <input checked="" type="checkbox"/> Restricted
4. Company/Product (Name) MONITOR® Spray	PM# 14	
5. Name and Address of Applicant (Include ZIP Code) Valent U.S.A. Corporation P.O. Box 8025 1333 N. California Blvd., Ste. 600 Walnut Creek, CA 94596-8025 <input type="checkbox"/> Check if this is a new address	6. Expedited Review. In accordance with FIFRA Section 3(c)(3) (b)(i), my product is similar or identical in composition and labeling to: EPA Reg. No. _____ Product Name _____	

Section II

<input type="checkbox"/> Amendment - Explain below	<input type="checkbox"/> Final printed labels in response to Agency letter dated _____
<input type="checkbox"/> Resubmission in response to Agency letter dated _____	<input type="checkbox"/> "Me Too" Application.
<input checked="" type="checkbox"/> Notification - Explain below.	<input type="checkbox"/> Other - explain below.

NOTIFICATION
APR 18 1996



Explanation: Use additional page(s) if necessary. (For section I and Section II.)

Modification of the MONITOR 4 Spray (EPA Reg. No. 59639-56) label to add European Corn Borer to the potato use instructions by notification pursuant to PR Notice 95-2. See attachments.

Section III

1. Material This Product Will Be Packaged In:				2. Type of Container	
Child-Resistant Packaging <input type="checkbox"/> Yes* <input type="checkbox"/> No	Unit Packaging <input type="checkbox"/> Yes <input type="checkbox"/> No	Water Soluble Packaging <input type="checkbox"/> Yes <input type="checkbox"/> No		<input type="checkbox"/> Metal <input type="checkbox"/> Plastic <input type="checkbox"/> Glass <input type="checkbox"/> Paper <input type="checkbox"/> Other (Specify) _____	
* Certification must be submitted.		If "Yes," Unit Package wgt.	No. per container	If "Yes," Package wgt.	No. per container
3. Location of Net Contents Information <input type="checkbox"/> Label <input type="checkbox"/> Container		4. Size(s) of Retail Container		5. Location of Label Directions <input type="checkbox"/> On Label <input type="checkbox"/> On Labeling accompanying product	
6. Manner in Which Label Is Affixed To Product <input type="checkbox"/> Lithograph <input type="checkbox"/> Paper glued <input type="checkbox"/> Stenciled		<input type="checkbox"/> Other (_____)			

Section IV

1. Contact Point (Complete items directly below for identification of individual to be contacted, if necessary, to process this application.)					
Name Richard A. Zimmerman		Title Senior Project Manager		Telephone No. (include Area Code) (510) 256-2850	
Certification I certify that the statements I have made on this form and all attachments thereto are true, accurate and complete. I acknowledge that any knowingly false or misleading statement may be punishable by fine or imprisonment or both under applicable law.					6. Date Application Received (Stamped) 
2. Signature 		3. Title Senior Project Manager			
4. Typed Name Richard A. Zimmerman		5. Date 12 MARCH 1996			

2 7 7


Valent U.S.A. Corporation
March 12, 1996

Attachment to Application for Pesticide Notification OPP Identifier Number 154347

Modification of MONITOR® 4 Spray (EPA Reg. No. 59639-56)
Label to Add a New Pest by Notification Pursuant to PR Notice 95-2.

This notification adds a single additional pest, European Corn Borer to the use instructions for potatoes. This notification is consistent with the provisions of PR Notice 95-2 and U.S. Environmental Protection Agency ("EPA") regulations codified at 40 CFR § 152.46, and no other changes have been made to the labelling or confidential statement of formula of this product. I understand that it is a violation of 18 U.S.C. § 1001 to willfully make any false statement to EPA. I further understand that if this notification is not consistent with the terms of PR Notice 95-2 and 40 CFR § 152.46, this product may be in violation of the Federal Insecticide and Rodenticide Act, as amended ("FIFRA"; 7 U.S.C. § 36 *et seq.*) and I may be subject to enforcement action and penalties under sections 12 and 14 of FIFRA.

Five copies of a "redlined" copy of the original label to show the change and five copies of the revised label are attached.





**RESTRICTED USE PESTICIDE
DUE TO ACUTE DERMAL TOXICITY
AND RESIDUE EFFECTS ON AVIAN SPECIES**
For retail sale to and use only by Certified Applicators or
persons under their direct supervision and only for those
uses covered by the Certified Applicator's certification.

MONITOR®

4 Spray

(INSECTICIDE)

POISON

Active Ingredient By Wt.
*Methamidophos.....40.0%
Inert Ingredients.....60.0%
*O,S-dimethyl phosphoramidothioate
Contains 4 pounds active per gallon at 68°F.

KEEP OUT OF REACH OF CHILDREN.

DANGER -- PELIGRO

Si usted no entiende la etiqueta, busque a
alguien para que se la explique a usted en
detalle. (If you do not understand the label,
find someone to explain it to you in detail).

NET CONTENTS 1 GALLON

PRECAUTIONARY STATEMENTS

HAZARDS TO HUMANS & DOMESTIC ANIMALS

DANGER

Fatal if swallowed, inhaled or absorbed through
skin! Do not breathe vapor or spray mist. Rapidly
absorbed through skin! Do not get in eyes, on skin,

or on clothing.

STATEMENT OF PRACTICAL TREATMENT:
Methamidophos is an organophosphate,
cholinesterase inhibitor.

ANTIDOTE: If swallowed - Drink 1 or 2

glasses of water or milk and
induce vomiting by touching back
of throat with finger. If possible
contact a physician, Poison
Control Center, or emergency
center before inducing vomiting.
Do not induce vomiting or give
anything by mouth to an
unconscious person. Take
person and product container to
the nearest emergency treatment
center.

If Inhaled: Remove victim to fresh air. If not
breathing, give artificial
respiration and get medical
attention immediately.

If on Skin: Wash skin thoroughly with soap
and water. Get medical attention
immediately.

If in Eyes: Hold eyelids open and flush with
a steady, gentle stream of water
for 15 minutes. Get medical
attention immediately.

Note to Physicians: Emergency Information - call
1-800-892-0099. Methamidophos is a
cholinesterase inhibitor. Measurement of blood
cholinesterase activity may be useful in monitoring
exposure. If signs of cholinesterase inhibition
appear, atropine sulfate is antidotal. 2-PAM
(Protopam) is also antidotal and may be used in
conjunction with atropine, but should not be used
alone.

PERSONAL PROTECTIVE EQUIPMENT:

Some materials that are chemical-resistant to this
product are listed below. If you want more options,
follow the instructions for category C on an EPA
chemical resistance category selection chart.

Applicators and other handlers must wear:
coveralls over short-sleeved shirt and short pants,
chemical-resistant gloves, such as barrier laminate
or butyl rubber \geq 14 mils, nitrile rubber \geq 14 mils,
neoprene rubber \geq 14 mils, polyvinyl chloride
(PVC) \geq 14 mils, and viton \geq 14 mils, chemical-
resistant footwear plus socks, protective eyewear,
chemical-resistant headgear for overhead
exposure, chemical-resistant apron when cleaning
equipment, mixing, or loading, and a respirator
with either an organic vapor-removing cartridge
with a prefilter approved for pesticides
(MSHA/NIOSH approved number prefix TC-22C),

4 9 7

or a canister approved for pesticides (MSHA/NIOSH approved number prefix TC-14G). **Discard clothing and other absorbent materials that have been drenched or heavily contaminated with this product's concentrate. Do not reuse them.** Follow manufacturer's instructions for cleaning/maintaining PPE. If no such instructions for washables, use detergent and hot water. Keep and wash PPE separately from other laundry.

USER SAFETY RECOMMENDATIONS:

Users should:

- * Wash hands before eating, drinking, chewing gum, using tobacco or using the toilet.
- * Remove clothing immediately if pesticide gets inside. Then wash thoroughly and put on clean clothing.
- * Remove PPE immediately after handling this product. Wash the outside of gloves before removing. As soon as possible, wash thoroughly and change into clean clothing.

ENVIRONMENTAL HAZARDS

This product is extremely toxic to birds and other wildlife. Birds and other wildlife in treated areas may be killed. Do not apply directly to water, or to areas where surface water is present or to intertidal areas below the mean high water mark. This product is highly toxic to bees exposed to direct treatment or residues on blooming crops or weeds. Do not apply this product or allow it to drift to blooming crops or weeds if bees are visiting the treatment area.

PHYSICAL OR CHEMICAL HAZARDS

Do not use or store near heat or open flame.

DIRECTIONS FOR USE

It is a violation of Federal Law to use this product in a manner inconsistent with its labeling.

READ ENTIRE LABEL. USE STRICTLY IN ACCORDANCE WITH PRECAUTIONARY STATEMENTS AND DIRECTIONS AND WITH APPLICABLE STATE AND FEDERAL REGULATIONS.

Do not apply this product in a way that will contact workers or other persons, either directly or through drift. Only protected handlers may be in the area during application.

For any requirements specific to your State or Tribe, consult the agency responsible for pesticide

regulation.

AGRICULTURAL USE REQUIREMENTS

Use this product only in accordance with its labeling and with the Worker Protection Standard, 40 CFR part 170. This Standard contains requirements for the protection of agricultural workers on farms, forests, nurseries, and greenhouses, and handlers of agricultural pesticides. It contains requirements for training, decontamination, notification, and emergency assistance. It also contains specific statements on this label about personal protective equipment (PPE), notification to workers, and restricted-entry interval. The requirements in this box only apply to uses of this product that are covered by the Worker Protection Standard.

Do not enter or allow worker entry into treated areas during the restricted entry interval (REI) of 48 hours.

Each 48-hour REI is increased to 72 hours in outdoor areas where average annual rainfall is less than 25 inches a year.

PPE required for early entry to treated areas that is permitted under the Worker Protection Standard and that involves contact with anything that has been treated, such as plants, soil, or water, is: coveralls over short-sleeved shirt and short pants, chemical-resistant gloves, such as barrier laminate or butyl rubber ≥ 14 mils, nitrile rubber ≥ 14 mils, neoprene rubber ≥ 14 mils, polyvinyl chloride (PVC) ≥ 14 mils, and viton ≥ 14 mils, chemical-resistant footwear plus socks, protective eyewear, and chemical-resistant headgear for overhead exposure.

Notify workers of the application by warning them orally and by posting warning signs at entrances to treated areas.

DIRECTIONS

May be applied to potatoes by sprinkler irrigation system. Do not apply by chemigation to any other crop, or this crop using any other type of irrigation system.

USE DESIGNATED AMOUNT OF PRODUCT IN THE FOLLOWING GALLONS OF WATER PER ACRE UNLESS OTHERWISE NOTED:

GROUND APPLICATION - 25 to 125 gals. water.

AIR APPLICATION - 3 to 10 gals. water.

Crops	Insects	Amount of MONITOR 4 Spray per Acre	Further Use Directions	Days to Harvest
Broccoli Brussels Sprouts Cabbage (includes tight heading varieties of Chinese Cabbage) Cauliflower	Aphids Cabbage Looper Diamondback Moth Larvae Imported Cabbageworm	1 to 2 pts. (0.5 to 1.0 lb. active) per acre.	In a Preventive Program - Beginning when the plants are small, use the 1 pt. rate (0.5 lb. active) and apply at 7 day intervals. For Clean-Up of Existing Populations - Use 1½ to 2 pts. (0.75 to 1.0 lb. active) per acre. Do not use on loose heading varieties of Chinese Cabbage, such as Bok Choy.	Broccoli - Do not apply the 1 pt. rate later than 14 days before the first harvest; do not apply the higher rates later than 21 days before the first harvest. Brussels Sprouts - 14 days before first harvest. Cabbage - 35 days before first harvest. Cauliflower - 28 days before the first harvest.
Celery (Florida Only)	Dipterous Leafminers	1 to 2 pts. (0.5 to 1.0 lb. active) per acre.	Up to 10 applications may be made at 7 to 10 day intervals using ground equipment only. Plants should be field trimmed (tops removed) before shipping or use. Celery trimmings cannot be fed to livestock and treated celery cannot be dried for celery flakes.	21
Cotton	Aphids Beet Armyworm Cabbage Looper Lygus Bugs (CA, AZ Only) Mites Thrips	1 to 2 pts. (0.5 to 1.0 lb. active) per acre.	Do not feed gin trash to livestock or allow animals to graze on treated areas. For Whiteflies, a second application may be needed for heavy infestations.	50 (and before bolls open).
	Whiteflies	0.5 to 1 pt. (0.25 to 0.5 lb. active) per acre.		
Potatoes	Aphids Cabbage Looper Colorado Potato Beetle (except Long Island, NY) European Corn Borer Flea Beetles Potato Leafhopper Potato Tuberworm	1.5 to 2 pts. (0.75 to 1.0 lb. active) per acre.	Apply in a 7 to 10 day preventive program or as necessary. Resistance to Colorado potato beetle has occurred in other areas. Consult your local extension service for details.	14
Sugar Beets (AZ, CA Only)	Green Peach Aphid	1 to 2 pts. (0.5 to 1.0 lb. active) per acre.	Repeat at 14 day intervals as needed. Do not apply more than 6 applications of Monitor 4 Spray per crop season.	30
Sugar Beets (Seed Crop Only - CA, AZ Only)	Aphids Mites	1 to 2 pts. (0.5 to 1.0 lb. active) per acre.	Use a minimum of 15 gals. water per acre with ground equipment or a minimum of 3 gals. water per acre with aircraft equipment. Repeat as necessary. Do not use seed from treated plants for food or feed.	30 days of harvest of roots or tops for food/feed use.

**CHEMIGATION - POTATOES
SPRINKLER IRRIGATION APPLICATION TO POTATOES:**

This product may only be applied through sprinkler irrigation systems including center pivot, lateral move, end tow, side (wheel) roll, travelers, big gun,

solid set, or hand move. Do not apply this product through any other type of irrigation system.

Crop injury, lack of effectiveness, or illegal pesticide residues in the crop may result from non-uniform distribution of treated water.

If you have questions about calibration, you should contact State Extension Service specialists, equipment manufacturers or other experts.

Do not connect an irrigation system (including greenhouse systems) used for pesticide application to a public water system unless the label-prescribed safety devices for public water supplies are in place.

A person knowledgeable of the chemigation system and responsible for its operation shall shut the system down and make necessary adjustments should the need arise.

The system must contain a functional check valve, vacuum relief valve, and low pressure drain appropriately located on the irrigation pipeline to prevent water source contamination from backflow.

The pesticide injection pipeline must contain a functional, automatic, quick-closing check valve to prevent the flow of fluid back toward the injection pump.

The pesticide injection pipeline must also contain a functional, normally closed solenoid-operated valve located on the intake side of the injection pump and connected to the system interlock to prevent fluid from being withdrawn from the supply tank when the irrigation system is either automatically or manually shut down.

The system must contain functional interlocking controls to automatically shut off the pesticide injection pump when the water pump motor stops. The irrigation line or water pump must include a functional pressure switch which will stop the water pump motor when the water pressure decreases to the point where pesticide distribution is adversely affected.

Systems must use a metering pump, such as a positive displacement injection pump (e.g., diaphragm pump) effectively designed and constructed of materials that are compatible with pesticides and capable of being fitted with a system interlock. Do not apply when wind speed favors drift beyond the area intended for treatment.

Solid Set Systems: Apply specified dosage for the entire length of the irrigation period or for a 30 to 60 minute period at the end of a regular irrigation set or as a 30 to 60 minute injection as a separate application not associated with a regular irrigation. Allow time for all lines to flush the pesticide through all nozzles before turning off irrigation water. To ensure the lines are flushed and free of remaining pesticide, a dye indicator may be injected into the lines to mark the end of the application period. **See NOTE.**

Center Pivot Systems: Inject the specified dosage per acre continuously for one complete revolution of the system. **See NOTE.**

NOTE: Constant agitation must be maintained in the chemical supply tank during the entire period of insecticide application.

Inject the product with a positive displacement pump into the main line ahead of a right angle turn to insure adequate mixing.

Application of more than label recommended quantities of irrigation water per acre may result in decreased product performance by removing the

chemical from the zone of effectiveness.

POSTING

This sign is in addition to any sign posted to comply with the Worker Protection Standard. Posting of areas to be chemigated is required when 1) any part of a treated area is within 300 feet of sensitive areas such as residential areas, labor camps, businesses, day care centers, hospitals, in-patient clinics, nursing homes or any public areas such as schools, parks, playgrounds, or other public facilities not including public roads, or 2) when the chemigated area is open to the public such as golf courses or retail greenhouses. Posting must conform to the following requirements. Treated areas shall be posted with signs at all usual ports of entry and along likely routes of approach from the listed sensitive areas. When there are no usual points of entry, signs must be posted in the corners of the treated areas and in any other location affording maximum visibility to sensitive areas. The printed side of the sign should face away from the treated area towards the sensitive area. The signs shall be printed in English. Signs must be posted prior to application and must remain posted until foliage has dried and soil surface water has disappeared. Signs may remain in place indefinitely as long as they are composed of materials to prevent deterioration and maintain legibility for the duration of the posting period.

All words shall consist of letters 2 1/2 inches tall, and all letters and the symbol shall be a color which sharply contrasts with their immediate background. At the top of the sign shall be the words KEEP OUT, followed by an octagonal stop sign symbol at least 8 inches in diameter containing the word STOP. Below the symbol shall be the words PESTICIDES IN IRRIGATION WATER.

Do not apply under conditions involving possible drift to food, forage or other plantings that might be damaged or the crops thereof rendered unfit for sale, use or consumption.

STORAGE AND DISPOSAL

PROHIBITIONS

Do not contaminate water, food or feed by storage, disposal or cleaning of equipment. Open dumping is prohibited.

STORAGE

Keep pesticide in original container. Do not put concentrate or dilute into food or drink containers. Not for use or storage in or around the home. Do not store next to feed or food, or transport in or on vehicles containing foodstuffs or feeds. Store in a cool, dry place. Protect from heat. For help with any spill, leak, fire or exposure involving this material, call day or night 1-800-892-0099.

PESTICIDE DISPOSAL

This product is acutely hazardous. Improper disposal of excess pesticide, spray mixture, or rinsate is a violation of Federal Law. If these wastes cannot be disposed of by use according to

label instructions, contact your State Pesticide or Environmental Control Agency, or the Hazardous Waste representative at the nearest EPA Regional Office for guidance.

CONTAINER DISPOSAL

Triple rinse (or equivalent). Do not reuse container. Offer for recycling or reconditioning, or puncture and dispose of in a sanitary landfill, or dispose of by other procedures allowed by State and local authorities.

IMPORTANT INFORMATION. READ BEFORE USING PRODUCT.

LIMITED WARRANTY: 1. Valent U.S.A. Corporation warrants that this product conforms to the chemical description on the label and is reasonably fit for use under average conditions when used strictly in accordance with the directions on the labeling. Valent does not make nor authorizes any agent or representative to make, any other warranty, guarantee or representation, express or implied, concerning this product. Specifically, NO IMPLIED WARRANTY OF MERCHANTABILITY OR FITNESS FOR ANY PARTICULAR PURPOSE IS MADE. 2. Critical and unforeseeable factors beyond Valent's control prevent it from eliminating all risks in connection with the use of this product. Such risks include, but are not limited to, damage to plants and crops to which product is applied, lack of complete control over the handling and application of this product, and damage caused by drift to other plants or crops. Such risks occur even though the product is reasonably fit under average conditions for the uses stated on the labeling and even though label directions are followed. Buyer and user acknowledge and assume all risks and liability (except those assumed by Valent under 1 above) resulting from handling, storage, and use of the product. 3. Precautions stated on the labeling should be followed to avoid hazardous exposure to the product.

Copyright© 1996 by Valent U.S.A. Corporation

Manufactured for
Valent U.S.A. Corporation
Walnut Creek CA 94596-8025
Form PND031296-1RAZ Made in U.S.A.
EPA Reg. No. 59639-56 EPA Est. 3125-MO-I