

59639-35

3-21-2000

1/20

Please read instructions on reverse before completing form.

Form Approved. OMB No. 2070-0060



United States
Environmental Protection Agency
Washington, DC 20460

☐ Registration
☐ Amendment
☒ Other

OPP Identifier Number
266801

Application for Pesticide - Section I

1. Company/Product Number 59639-35	2. EPA Product Manager George LaRocca	3. Proposed Classification <input type="checkbox"/> None <input type="checkbox"/> Restricted
4. Company/Product (Name) Danitol 2.4 EC Spray	PM# 013	
5. Name and Address of Applicant (Include ZIP Code) Valent USA Corporation 1333 N. California Blvd. Suite 600 Walnut Creek, Ca. 94596 <input type="checkbox"/> Check if this is a new address	6. Expedited Review. In accordance with FIFRA Section 3(c)(3) (b)(i), my product is similar or identical in composition and labeling to: EPA Reg. No. _____ Product Name _____	

Section - II

<input type="checkbox"/> Amendment - Explain below.	<input type="checkbox"/> Final printed labels in response to Agency letter dated _____	NOTIFICATION MAR 21 2000
<input type="checkbox"/> Resubmission in response to Agency letter dated _____	<input type="checkbox"/> "Me Too" Application.	
<input checked="" type="checkbox"/> Notification - Explain below.	<input type="checkbox"/> Other - Explain below.	

Explanation: Use additional page(s) if necessary. (For section I and Section II.)

Notification:

Revised Warranty Statement and added new pest (stinkbug) to the tomato use.

Section - III

1. Material This Product Will Be Packaged In:				2. Type of Container	
Child-Resistant Packaging <input type="checkbox"/> Yes* <input type="checkbox"/> No	Unit Packaging <input type="checkbox"/> Yes <input type="checkbox"/> No	Water Soluble Packaging <input type="checkbox"/> Yes <input type="checkbox"/> No	<input type="checkbox"/> Metal <input type="checkbox"/> Plastic <input type="checkbox"/> Glass <input type="checkbox"/> Paper <input type="checkbox"/> Other (Specify) _____		
* Certification must be submitted					
If "Yes" Unit Packaging wgt. _____ No. per container _____		If "Yes" Package wgt. _____ No. per container _____			
3. Location of Net Contents Information <input type="checkbox"/> Label <input type="checkbox"/> Container		4. Size(s) Retail Container		5. Location of Label Directions <input type="checkbox"/> On Label <input type="checkbox"/> On Labeling accompanying product	
6. Manner in Which Label is Affixed to Product <input type="checkbox"/> Lithograph <input type="checkbox"/> Paper glued <input type="checkbox"/> Stenciled		<input type="checkbox"/> Other _____			

Section - IV

1. Contact Point (Complete items directly below for identification of individual to be contacted, if necessary, to process this application.)				
Name Cheryl D. Miller		Title Labeling Specialist		
		Telephone No. (Include Area Code) (925) 256-2784		
Certification I certify that the statements I have made on this form and all attachments thereto are true, accurate and complete. I acknowledge that any knowingly false or misleading statement may be punishable by fine or imprisonment, or both under applicable law.			6. Date Application Received (Stamped) 	
2. Signature Cheryl D. Miller		3. Title Labeling Specialist		
4. Typed Name Cheryl D. Miller		5. Date March 15, 2000		

2/20

March 15, 2000

NOTIFICATION

MAR 21 2000

Attachment to OPP ID: 266801

DANITOL® 2.4 EC Spray


EPA Reg. No.: 59639-35

Notification: Revised Warranty Statement and Added New Pest (Stinkbug) to the Tomato Use

This notification is consistent with PR Notice 98-10 and EPA regulations at 40 CFR 152.46, and no other changes have been made to the labeling or confidential statement of formula of this product. I understand that it is a violation of 18 U.S.C. Sec. 1001 to willfully make any false statement to EPA. I further understand that if this notification is not consistent with the terms of PR Notice 98-10 and 40 CFR 152.46, this product may be in violation of FIFRA and I may be subject to enforcement action and penalties under sections 12 and 14 of FIFRA.

Cheryl D. Miller

Cheryl D. Miller
Labeling Specialist
Valent U.S.A. Corporation
1333 N. California Blvd., Ste. 600
Walnut Creek, CA 94596



3/20



NOTIFICATION

MAR 21 2000

RESTRICTED USE PESTICIDE
DUE TO TOXICITY TO FISH AND AQUATIC ORGANISMS.
For retail sale to and use only by Certified Applicators, or persons under their direct supervision,
and only for those uses covered by the Certified Applicator's certification.

DANITOL[®] 2.4 EC Spray

(INSECTICIDE - MITICIDE)

Active Ingredient	By Wt.
*Fenpropathrin	30.9%
Other Ingredients	69.1%
Total	100.0%
*(alpha-Cyano-3-phenoxybenzyl 2,2,3,3-tetramethylcyclopropanecarboxylate)	

Contains 2.4 pounds fenpropathrin per gallon.
Contains Petroleum Distillates


KEEP OUT OF REACH OF CHILDREN

WARNING - AVISO

SEE SIDE PANEL FOR ADDITIONAL PRECAUTIONARY STATEMENTS

Si usted no entiende la etiqueta, busque a alguien para que se la explique a usted en detalle. (If you do not understand the label, find someone to explain it to you in detail).

NET CONTENTS 1 GALLON



4/20

PRECAUTIONARY STATEMENTS

HAZARDS TO HUMANS & DOMESTIC ANIMALS

WARNING

Wash thoroughly with soap and water after handling and before eating, drinking or using tobacco. Remove contaminated clothing and wash clothing before reuse. Causes skin irritation. Wear protective eyewear (goggles, face shield, or safety glasses). Causes substantial but temporary eye injury. May be fatal if swallowed. Harmful if inhaled. Do not get in eyes, on skin, or on clothing. Avoid breathing vapor or spray mist.

STATEMENT OF PRACTICAL TREATMENT:

If on skin: Wash thoroughly with soap and water. Get medical attention.
If in eyes: Hold eye open and rinse slowly and gently with water for 15 to 20 minutes. Remove contact lenses, if present, after the first 5 minutes, then continue rinsing. Call poison control center or doctor for treatment advice.
If swallowed: Call poison control center or doctor immediately for treatment advice. Have a person sip a glass of water if able to swallow. Do not induce vomiting unless told to by a poison control center or doctor.
If inhaled: Remove victim to fresh air. If not breathing, give artificial respiration, preferably mouth to mouth. Get medical attention.

Note to Physicians: Possible mucosal damage may contraindicate the use of gastric lavage. This product may pose an aspiration pneumonia hazard. Treatment is supportive and symptomatic. Diazepam has been recommended to reduce the CNS effects of fenpropathrin. Emergency Information - call 1-800-892-0099.

PERSONAL PROTECTIVE EQUIPMENT (PPE):

Some materials that are chemical-resistant to this product are listed below. If you want more options, follow the instructions for category G on an EPA chemical resistance category selection chart.

Applicators and other handlers must wear: long-sleeved shirt and long pants, chemical-resistant gloves, such as Barrier Laminate or Viton \geq 14 mils, shoes plus socks, and protective eyewear.

Discard clothing and other absorbent materials that have been drenched or heavily contaminated with this product's concentrate. Do not reuse them. Follow manufacturer's instructions for cleaning/maintaining PPE. If no such instructions for washables, use detergent and hot water. Keep and wash PPE separately from other laundry.

USER SAFETY RECOMMENDATIONS

Users should:

- Wash hands before eating, drinking, chewing gum, using tobacco or using the toilet.
- Remove clothing immediately if pesticide gets inside. Then wash thoroughly and put on clean clothing.
- Remove PPE immediately after handling this product. Wash the outside of gloves before removing. As soon as possible, wash thoroughly and change into clean clothing.

5/20

ENVIRONMENTAL HAZARDS:

This product is extremely toxic to fish and aquatic organisms and is toxic to wildlife. Do not apply directly to water, or to areas where surface water is present or to intertidal areas below the mean high water mark. Do not apply when weather conditions favor drift from areas treated. Do not contaminate water when cleaning equipment or when disposing of equipment washwaters.

This product is highly toxic to bees exposed to direct treatment or residues on blooming crops or weeds. Do not apply this product or allow it to drift to blooming crops or weeds if bees are visiting the treatment area.

PHYSICAL OR CHEMICAL HAZARDS:

Do not use or store near heat or open flame.

DIRECTIONS FOR USE

It is a violation of Federal Law to use this product in a manner inconsistent with its labeling.

READ ENTIRE LABEL AND BOOKLET. USE STRICTLY IN ACCORDANCE WITH PRECAUTIONARY STATEMENTS AND DIRECTIONS AND WITH APPLICABLE STATE AND FEDERAL REGULATIONS.

Do not apply this product in a way that will contact workers or other persons, either directly or through drift. Only protected handlers may be in the area during application. For any requirements specific to your State or Tribe, consult the agency responsible for pesticide regulation.

AGRICULTURAL USE REQUIREMENTS

Use this product only in accordance with its labeling and with the Worker Protection Standard, 40 CFR part 170. This Standard contains requirements for the protection of agricultural workers on farms, forests, nurseries, and greenhouses, and handlers of agricultural pesticides. It contains requirements for training, decontamination, notification, and emergency assistance. It also contains specific instructions and exceptions pertaining to the statements on this label about personal protective equipment (PPE), and restricted-entry interval. The requirements in this box only apply to uses of this product that are covered by the Worker Protection Standard.

Do not enter or allow worker entry into treated areas during the restricted-entry interval (REI) of 24 hours.

PPE required for early entry to treated areas that is permitted under the Worker Protection Standard and that involves contact with anything that has been treated, such as plants, soil, or water, is: coveralls, chemical-resistant gloves, such as Barrier Laminate or Viton ≥ 14 mils, shoes plus socks and protective eyewear.

6/20

ADDITIONAL RESTRICTED ENTRY INTERVAL REQUIREMENTS AND ADDITIONAL PERSONAL PROTECTIVE EQUIPMENT REQUIREMENTS FOR USE IN CALIFORNIA

CALIFORNIA SPECIFIC REQUIREMENTS FOR COTTON:

These directions supersede restricted entry intervals for cotton field scouts on the container found elsewhere on the container label.

Applicators and other handlers (except drivers of ground application equipment, flaggers and field scouts in California) must wear: long-sleeved shirt and long pants, chemical-resistant gloves such as Barrier Laminate or Viton \geq 14 mils, shoes plus socks, and protective eyewear.

Field Scout reentry requirements:

1. Field scouts are prohibited from entering treated cotton fields for 24 hours after application.

Field Scouts must wear specified protective clothing on the following schedule:

1. On days 2 thru 5 field scouts must wear: long-sleeved shirt and long pants, or coveralls, and chemical resistant gloves such as Barrier Laminate or Viton \geq 14 mils, and shoes plus socks.
2. On days 6 thru 8 field scouts must wear: long-sleeved shirt, long pants, and shoes plus socks.

Drivers of ground application equipment in California must wear: chemical-resistant gloves such as Barrier Laminate or Viton \geq 14 mils, shoes plus socks, protective eyewear and must either be in an enclosed cab or, if not in an enclosed cab, wear a chemical-resistant suit over work clothes.

Flaggers in California: Whenever possible, mechanical flaggers should be used. Human flaggers must wear: chemical-resistant gloves such as Barrier Laminate or Viton \geq 14 mils, shoes plus socks, protective eyewear and must either be in an enclosed cab or, if not in an enclosed cab, wear coveralls over work clothes.

When handlers (including drivers of ground application equipment and flaggers) use closed systems or enclosed cabs in a manner that meets the requirements listed in the Worker Protection Standard (WPS) for agricultural pesticides [40 CFR 170.240(d)(4-6)], the handler PPE requirements may be reduced or modified as specified in the WPS.

CALIFORNIA SPECIFIC REQUIREMENTS FOR TOMATO AND STRAWBERRY HARVESTERS:

Harvesters and other personnel performing tasks with all-day foliage contact in treated fields within fourteen (14) days of application must wear a long-sleeved shirt, long pants, and shoes plus socks.

Following treatment of strawberry fields with the higher recommended rates of DANITOL 2:4 EC Spray (16 to 21 1/2 fl. oz./A, 0.3 to 0.4 lb. ai/A), harvesters must wear gloves for seven (7) days following application.

7/20

**DISCLAIMER, RISKS OF USING THIS PRODUCT,
LIMITED WARRANTY
AND LIMITATION OF LIABILITY**

IMPORTANT: Read the entire Label including this Disclaimer, Risks of Using this Product, Limited Warranty, and Limitation of Liability before using this product. If the terms are not acceptable THEN DO NOT USE THE PRODUCT; rather, return the unopened product within 15 days of purchase for a refund of the purchase price.

RISKS OF USING THIS PRODUCT

The Buyer and User (referred to collectively herein as "Buyer") of this product should be aware that there are inherent unintended risks associated with the use of this product which are impossible to eliminate. These risks include, but are not limited to, injury to plants and crops to which this product is applied, lack of control of the target pests or weeds, resistance of the target pest or weeds to this product, injury caused by drift, and injury to rotational crops caused by carryover in the soil. Such risks of crop injury, non-performance, resistance or other unintended consequences are unavoidable and may result because of such factors as weather, soil conditions, disease, moisture conditions, irrigation practices, condition of the crop at the time of application, presence of other materials either applied in the tank mix with this product or prior to application of this product, cultural practices or the manner of use or application, (or a combination of such factors) all of which are factors beyond the control of Valent. The Buyer should be aware that these inherent unintended risks may reduce the harvested yield of the crop in all or a portion of the treated acreage, or otherwise affect the crop such that additional care, treatment and expense are required to take the crop to harvest. If the Buyer chooses not to accept these risks, THEN THIS PRODUCT SHOULD NOT BE APPLIED. By applying this product Buyer acknowledges and accepts these inherent unintended risks AND AGREES THAT ALL SUCH RISKS ASSOCIATED WITH THE APPLICATION AND USE ARE ASSUMED BY THE BUYER.

Valent shall not be responsible for losses or damages (including, but not limited to, loss of yield, increased expenses of farming the crop or such incidental, consequential or special damages that may be claimed) resulting from use of this product in any manner not set forth on the label. Buyer assumes all risks associated with the use of this product in any manner or under conditions not specifically directed or approved on the label.

LIMITED WARRANTY

Valent warrants only that this product conforms to the chemical description on the label and is reasonably fit for the purposes stated in the label, under average use conditions, when used strictly in accordance with the label and subject to the Risks of Using This Product as described above. EXCEPT AS SET FORTH ABOVE, VALENT MAKES NO OTHER WARRANTIES, EITHER EXPRESSED OR IMPLIED. No agent or representative of Valent or Seller is authorized to make or create any other express or implied warranty.

LIMITATION OF LIABILITY

In no event shall Valent or Seller be liable for any incidental, consequential, indirect or special damages resulting from the use or handling of this product. The limitation includes, but is not limited to, loss of yield on all or any portion of the treated acreage, increased care, treatment or other expenses required to take the crop to harvest, increased finance charges or altered finance ratings, emotional or mental distress and/or exemplary damages. THE EXCLUSIVE REMEDY OF THE BUYER, AND THE EXCLUSIVE MAXIMUM LIABILITY OF VALENT OR SELLER FOR ANY AND ALL CLAIMS, LOSSES, INJURIES OR DAMAGES (INCLUDING CLAIMS BASED ON BREACH OF WARRANTY, CONTRACT, NEGLIGENCE, TORT, STRICT LIABILITY OR OTHERWISE) RESULTING FROM THE USE OR HANDLING OF THIS PRODUCT SHALL BE THE RETURN OF THE PURCHASE PRICE OF THIS PRODUCT OR, AT THE ELECTION OF VALENT OR SELLER, THE REPLACEMENT OF THE PRODUCT.

PROMPT NOTICE OF CLAIM

Valent must be provided notice as soon as Buyer has reason to believe it may have a claim, but in no event later than twenty-one days from date of planting, or twenty-one days from the date of application, whichever is later, so that an immediate inspection of the affected property and growing crops can be made.

If Buyer does not notify Valent of any claims, in such period, it shall be barred from obtaining any remedy.

NO AMENDMENTS

Valent and Seller offer this product, and Buyer accepts it, subject to the foregoing Disclaimer, Risks of Using This Product, Limited Warranty and Limitation of Liability, which may not be modified by any oral or written agreement.

TANK MIXES

NOTICE: Tank mixing or use of this product with any other product which is not specifically and expressly authorized by the label shall be the exclusive risk of user, applicator and/or application advisor.

Read and follow the entire label of each product to be used in the tank mix with this product.

CROP ROTATION

There are no restrictions on rotational crops.

MIXING INSTRUCTIONS

DANITOL 2.4 EC Spray mixes readily with water. When tank mixing with ORTHENE® 90 S, first mix the recommended amount of ORTHENE 90 S in the appropriate amount of water, then add the DANITOL last. Agitate well. All applicable directions, restrictions and precautions on both the ORTHENE and DANITOL EPA registered labels are to be followed.

8/20

RESISTANCE MANAGEMENT

Some insects are known to develop resistance to products used repeatedly for control. Because the development of resistance cannot be predicted, the use of this product should conform to resistance management strategies established for the use area. Consult your local or state agricultural authorities for details.

If resistance to this product develops in your area, this product, or other products with similar mode of action, may not provide adequate control. If poor performance cannot be attributed to improper application or extreme weather conditions, a resistant strain of insect may be present. If you experience difficulty with control and resistance is a reasonable cause, immediately consult your local company representative or agricultural advisor for the best alternative method of control for your area.

RESTRICTIONS AND LIMITATIONS

Do not apply under conditions involving possible drift to food, forage or other plantings that might be damaged or the crop thereof, rendered unfit for sale, use or consumption.

Do not apply this product through any type of irrigation system. Not for use in or around residential areas.

MITIGATION OF SPRAY DRIFT

OBSERVE THE FOLLOWING PRECAUTIONS WHEN MAKING ANY APPLICATION IN THE VICINITY OF AQUATIC AREAS SUCH AS LAKES; RESERVOIRS; RIVERS; PERMANENT STREAMS, MARSHES, OR NATURAL PONDS; ESTUARIES AND COMMERCIAL FISH FARM PONDS.

General precautions (aerial, ground and air-assisted/airblast applications):

- All aerial, ground and air-assisted/airblast application equipment must be properly maintained and calibrated using water as carrier. Do not apply this product as an ultralow volume (ULV) spray, or in any carrier other than water.
- Do not cultivate within 10 ft. of the aquatic area so as to allow growth of a vegetative filter strip to alleviate drift, and mitigate runoff.
- Use the largest droplet size consistent with pest control. Formation of very small drops may be minimized by appropriate nozzle selection, by orienting nozzles away from the air stream as much as possible, and by avoiding excessive spray pressure. Do not increase spray volume by increasing spray pressure.
- Only make applications when the wind velocity favors on-target product deposition (approximately 3 to 10 mph). Do not apply when wind velocity exceeds 15 mph. Avoid applications when wind gusts approach 15 mph.
- Risk of exposure to aquatic areas can be reduced by avoiding applications when wind direction is toward the aquatic areas.
- Low humidity and high temperatures increase the evaporation rate of spray droplets and therefore the likelihood of increased spray drift to aquatic areas. Avoid spraying during conditions of low humidity and/or high temperature.
- Do not make aerial, ground, or air-assisted/airblast applications during temperature inversions. Inversions are characterized by stable air and increasing temperatures with height above the ground. Mist or fog may indicate the presence of an inversion in humid areas. The applicator may detect the presence of an inversion by producing smoke and observing a smoke layer near the ground surface.

9/20

Aerial Applications

- For aerial applications the spray boom should be mounted on the aircraft so as to minimize drift caused by wing tip vortices. The minimum practical boom length should be used, and must not exceed 75% of wing span or rotor diameter.
- Spray should be released at the lowest height consistent with good pest control and flight safety. Applications more than 10 ft. above the crop should be avoided.

Additional spray drift precautions specific to air assisted (airblast, mist blower, etc.) applications to tree and vine crops (apple, citrus, grape, and pear):

- Do not apply by air-assisted/airblast application to dormant, delayed-dormant, or early spring timing (no or little foliage present) within **250 feet** of lakes; reservoirs; rivers; permanent streams, marshes, or natural ponds; estuaries and commercial fish farm ponds.
- Do not apply by air-assisted/airblast application to nondormant crops (foliage present) within **25 feet** of lakes; reservoirs; rivers; permanent streams, marshes, or natural ponds; estuaries and commercial fish farm ponds.
- Spray the outside row inward using nozzles on the inward side only. Shut off nozzles when turning at the ends of rows. Further reduction of spray drift may be obtained by shutting the nozzles off (manually or automatically) when passing gaps between adjacent trees.
- Sprayer air deflectors and nozzle orientation should be adjusted to ensure that the spray pattern is properly directed toward the desired canopy location. Avoid spraying over the tops of trees by adjusting or turning off the top nozzles. Turn off as many nozzles as necessary to direct spray to small trees.


Additional spray drift precautions specific to field crops (cotton, tomato, and strawberry, melons, head and stem brassica and peanuts):

- Do not apply by ground within **25 ft.** of lakes; reservoirs; rivers; permanent streams, marshes, or natural ponds; estuaries and commercial fish farm ponds.
- Do not apply by air within **150 ft.** of lakes; reservoirs; rivers; permanent streams, marshes, or natural ponds; estuaries and commercial fish farm ponds.

10/20

APPLE

CROP	PESTS	DOSAGE (LB. AI/ACRE)	SPECIAL INSTRUCTIONS
Apple	Potato Leafhopper Rosy Apple Aphid Spotted Tentiform Leafminer Tarnished Plant Bug White Apple Leafhopper	10½ to 21½ fl. oz. DANITOL (0.2 to 0.4)	Begin applications at delayed dormant through first cover as common to the production area and the target pest. Apply in a full season program. Apply by ground with airblast equipment as a full coverage spray. Repeat application as needed to maintain control but not more often than every ten (10) days. Under severe insect pressure, applications should be made at the higher recommended rates on a ten (10) to fourteen (14) day spray interval.
	Apple Maggot Codling Moth European Apple Sawfly European Red Mite Green Fruitworm Japanese Beetle Lesser Appleworm Obliquebanded Leafroller Oriental Fruitmoth Pandemis Leafroller Plum Curculio Redbanded Leafroller Spirea Aphid Tufted Apple Budmoth Twospotted Spider Mite Variegated Leafroller	16 to 21½ fl. oz. DANITOL (0.3 to 0.4)	Aphid Control: Timing of applications is critical in achieving control. Use prebloom spray timings for Rosy Apple Aphid and post bloom spray timings for Spirea Aphid as recommended by State or County Extension Service. Codling Moth: Make first application at Biofix + 250 degree days. Make pyrethroid insecticide applications according to local IPM programs and guidelines.
<p>Do not exceed 2½ pts. (42½ fl. oz., 0.8 lb. ai) total application of DANITOL 2.4 EC Spray per acre per season.</p> <p>Do not apply within fourteen (14) days of harvest.</p> <p>Do not apply as a ULV spray.</p> <p>Do not feed or allow livestock to graze on cover crops from treated orchards.</p>			



11/98

CITRUS

CROP	PESTS	DOSAGE (LB. AI/ACRE)	SPECIAL INSTRUCTIONS
Citrus Fruit (<i>Citrus spp.</i> <i>Fortunella spp.</i>)	Citrus Thrips (California only)	21½ fl. oz. DANITOL (0.4)	Apply with airblast equipment as a concentrate or dilute spray to give outside coverage (50 to 200 gals. per acre). Make application when pest activity is first noted. For resistance management, only one application of a pyrethroid insecticide should be made per year. Use only on citrus trees three (3) years old or older.
	Citrus Blackfly Citrus Thrips (Outside California)	16 to 21½ fl. oz. DANITOL (0.3 to 0.4)	Apply with airblast equipment as a concentrate or dilute spray to give outside coverage (50 to 200 gals. per acre). Begin applications when pest activity is first noted and repeat as needed to maintain control but not more often than every 10 days. Use the higher DANITOL 2.4 EC Spray rate when pest pressure is severe.
Citrus Fruit (<i>Citrus spp.</i> <i>Fortunella spp.</i>)	Citrus Flat Mite Citrus Red Mite Citrus Rust Mite Texas Citrus Mite Twospotted Spider Mite	16 to 21½ fl. oz. DANITOL (0.3 to 0.4)	Apply when mite pressure appears in spring, summer or fall. Best results are achieved when mite populations are low. Treatment is recommended when mite populations are just beginning to build. Do not apply under high mite populations. Begin applications when pest activity is first noted and repeat as needed to maintain control but not more often than every 10 days. Apply with airblast equipment as a concentrate or dilute spray. Spray volumes of 50 to 500 gals. per acre (150 to 500 gals. in Florida) are recommended. Spray volumes vary depending upon foliage density, size and number of trees per acre. In California, make no more than one pyrethroid insecticide application per year, and use only on citrus trees three (3) years old or older. NOTE: Better results are achieved when DANITOL 2.4 EC Spray is used with a summer oil. Summer spray program of one (1) to five (5) gals. per acre may be used in some citrus production areas. Check local recommendations.
Do not apply within one (1) day of harvest. Do not exceed 2½ pts. (42½ fl. oz., 0.8 lb. ai) total application of DANITOL 2.4 EC Spray per acre per season (21½ fl. oz./acre in Arizona or California). Do not feed or graze livestock on treated grove cover crops. Additional pesticide sprays may be required to obtain season-long pest control. See Resistance Management Statement.			

12/20

COTTON

CROP	PESTS	DOSAGE (LB. AI./ACRE)	SPECIAL INSTRUCTIONS
Cotton	Beet Armyworm Bollworm Cotton Leafperforator Leafhopper Plant Bugs (<i>Lygus</i>) Saltmarsh Caterpillar Tobacco Budworm Twospotted Spider Mite (except CA)	10% to 16 fl. oz. DANITOL (0.2 to 0.3)	Apply with air or ground equipment in a seasonal program in adequate water for uniform coverage (2 to 10 gals./acre by air or 10 to 50 gals./acre by ground). HIGHER WATER VOLUMES PROVIDE IMPROVED INSECT CONTROL. Twospotted Spider Mite: Apply foliar with ground equipment only. Begin applications when first pest activity is noticed and repeat as needed to maintain control. Under severe pressure, use the higher recommended rates. DANITOL 2.4 EC Spray may be mixed with and/or alternated with commonly used insecticides to comply with local IPM programs.
	Cotton Aphid (except CA) Pink Bollworm Sweetpotato/Silverleaf Whitefly Western Flower Thrips	8 to 16 fl. oz. DANITOL (0.15 to 0.3) + 16 to 32 fl. oz. MONITOR 4 Spray (0.5 to 1.0)	Apply with air or ground equipment in a seasonal program in adequate water for uniform coverage (3 to 10 gals./acre by air or 25 to 50 gals./acre by ground). Begin applications when first pest activity is noticed and repeat as needed to maintain control. Under severe pressure, use the higher recommended rates. Do not apply within 50 days of harvest or after boll open. Comply with all applicable directions, restrictions, phi's and precautions on the EPA registered labels for MONITOR 4 Spray and DANITOL 2.4 EC. Use a minimum application rate of 10% fl. oz./acre DANITOL (0.2 lb. ai./acre) in CA and AZ.
	Bollworm Cabbage Looper Cotton Leafperforator Cutworms Fall Armyworm Fleahoppers Pink Bollworm Plant Bugs (<i>Lygus</i>) Stinkbugs Sweetpotato/Silverleaf Whitefly Thrips Tobacco Budworm	8 to 16 fl. oz. DANITOL (0.15 to 0.3) + 8 to 16 oz. ORTHENE® 90 S or 11 to 21 oz. ORTHENE 75 S (0.5 to 1.0)	For control of Pink Bollworm and Sweetpotato / Silverleaf Whitefly, tank mix DANITOL 2.4 EC Spray with ORTHENE 90 S or ORTHENE 75 S at indicated rates. Comply with all applicable directions, restrictions and precautions on the EPA registered labels for ORTHENE 90 S or ORTHENE 75 S. Stinkbugs and Cutworms: Use ORTHENE 90 S at 12 oz./acre or ORTHENE 75 S at 16 oz./acre. Use a minimum application rate of 10 % fl. oz./acre DANITOL (0.2 lb. ai./acre) in CA and AZ.
Do not apply within twenty-one (21) days of harvest. Do not feed gin trash or treated forage to livestock or allow animals to graze on treated fields. Do not exceed 2% pts. (42% fl. oz., 0.8 lb. ai.) total application of DANITOL 2.4 EC Spray per acre per season.			

13/20

SPRAY DRIFT RECOMMENDATIONS AND OTHER PRECAUTIONS FOR COTTON

- Do not make more than a total of 10 synthetic pyrethroid applications (of one product or combination of products) to a cotton crop in one growing season. Synthetic pyrethroid products include AMBUSH® Insecticide, AMMO® Insecticide, ASANA® XL Insecticide, BAYTHROID® Emulsifiable Pyrethroid Insecticide, CAPTURE® Insecticide/Miticide, DANITOL 2.4 EC Spray Insecticide/Miticide, DECIS®, FURY® Insecticide, KARATE® Insecticide, MUSTANG® Insecticide, POUNCE® Insecticide, SynerGin™ 2, and SCOUT X-TRA® Insecticide.
- All aerial and ground application equipment must be properly maintained and calibrated using appropriate carriers.

GRAPE


CROP	PESTS	DOSAGE (LB. AI/ACRE)	SPECIAL INSTRUCTIONS
Grape	Eastern Grape Leafhopper Grape Leaf Skeletonizer Variegated Grape Leafhopper Western Grape Leafhopper	5 1/3 to 10 2/3 fl. oz. DANITOL (0.1 to 0.2)	Apply as a full coverage spray in 25 to 200 gals. of water per acre. Start sprays when pest activity begins and repeat as needed to maintain control but not more often than every seven (7) days. When pest pressure is moderate or severe use the higher recommended rate. DANITOL 2.4 EC Spray may be tank mixed and/or alternated with other commonly used insecticides and miticides to comply with local IPM programs.
	Grape Berry Moth Japanese Beetle	10 2/3 fl. oz. DANITOL (0.2)	
Do not exceed 2 1/2 pts. of DANITOL 2.4 EC Spray (42 2/3 fl. oz., 0.8 lb. ai) per acre per season. Do not apply within twenty-one (21) days of harvest.			

14/20

HEAD AND STEM BRASSICA

CROP	PESTS	DOSAGE (LB. AI./ACRE)	SPECIAL INSTRUCTIONS
Head and Stem Brassica (Including Cabbage, Broccoli, Brussels Sprouts, Cauliflower, and related non-leafy brassica)	Yellowstriped Armyworm Cabbage Looper Imported Cabbageworm	10 $\frac{2}{3}$ to 16 fl. oz. DANITOL (0.2 to 0.3)	Apply with ground equipment in adequate water for uniform coverage (20 to 50 gals. per acre minimum 25 gals. per acre for tank mixture with ORTHENE 75 S). Insect control may be improved by the addition of a non-ionic surfactant to the spray solution. Begin applications when first pest activity is noticed and repeat as needed to maintain control but no more often than every seven (7) days. Under severe pest pressure use the higher recommended rate.
Brussels Sprouts Cauliflower	Cabbage Aphid Cabbage Webworm Diamondback Moth Green Peach Aphid Southern Cabbageworm Sweetpotato/Silverleaf Whitefly	10 $\frac{2}{3}$ to 16 fl. oz. DANITOL (0.2 to 0.3) + 10 $\frac{1}{2}$ to 21 $\frac{1}{4}$ fl. oz. ORTHENE 75 S ⁽¹⁾ (0.5 to 1.0)	Applications should be based on insect populations reaching economic thresholds as determined by the local county or State Extension Service. Control of young larvae (early instars) is generally more effective than older larvae. DANITOL 2.4 EC Spray may be mixed with and/or alternated with commonly used melon insecticides and miticides to comply with local IPM programs.
<p>Do not apply within seven (7) days of harvest.</p> <p>Do not exceed 2$\frac{2}{3}$ pts. (42$\frac{2}{3}$ fl. oz., 0.8 lb. ai) total application of DANITOL 2.4 EC Spray per acre per season.</p> <p>Do not apply DANITOL tank mixed with ORTHENE within fourteen (14) days of harvest of Brussels Sprouts or Cauliflower.</p>			

⁽¹⁾ORTHENE is registered only on Brussels Sprouts and Cauliflower.



16/20

PEANUTS

CROP	PESTS	DOSAGE (LB. AI./ACRE)	SPECIAL INSTRUCTIONS
Peanuts	Corn Earworm Fall Armyworm Potato Leafhopper Twospotted Spider Mite	10% to 16 fl. oz. DANITOL (0.2 to 0.3)	Apply with air or ground equipment in a seasonal program in adequate water for uniform coverage (5 to 10 gals. per acre by air or 10 to 50 gals. per acre by ground). Higher water volumes provide improved insect control. Begin applications when first pest activity is noticed and repeat as needed to maintain control but no more often than every seven (7) days. Under severe pest pressure use the higher recommended rate. DANITOL 2.4 EC Spray may be mixed with and/or alternated with commonly used insecticides and miticides to comply with local IPM programs.
	Sweetpotato/ Silverleaf Whitefly Thrips	10% to 16 fl. oz. DANITOL (0.2 to 0.3) + 11 oz. ORTHENE 75 S (0.5)	For control of Sweetpotato (Silverleaf) Whitefly and Thrips, tank mix DANITOL with ORTHENE 75 S at the indicated rates. In tank mix, comply with all applicable Instructions, restrictions and precautions on the EPA registered labels for both DANITOL 2.4 EC Spray and ORTHENE 75 S.
<p>Do not apply within fourteen (14) days of digging.</p> <p>Do not graze or feed treated peanut vine forage or dried hay within fourteen (14) days of the last application.</p> <p>Do not exceed 2 3/4 pts. (42 3/4 fl. oz., 0.8 lb. ai.) total application of DANITOL 2.4 EC Spray per acre per season.</p> <p>Not for use on peanuts in California or New York.</p>			

17/20

PEAR

CROP	PESTS	DOSAGE (LB. AI/ACRE)	SPECIAL INSTRUCTIONS
Pear	Codling Moth Pear Psylla (Overwintering Adults)	16 to 21½ fl. oz. DANITOL (0.3 to 0.4)	<p>Pear Psylla: Apply by ground with airblast equipment in the dormant/delayed dormant period. Apply with Supreme Spray Oil in combination with water as recommended on the Spray Oil label.</p> <p>Codling Moth: Apply by ground with airblast equipment as a full coverage spray. Make first application at Biofix + 250 degree days.</p> <p>Repeat applications as needed to maintain control. Apply in a full season spray program. Do not apply more often than every ten (10) days.</p> <p>DANITOL 2.4 EC Spray may be mixed with and/or alternated with commonly used pear insecticides and miticides to comply with local IPM and resistance management programs.</p>
<p>Do not exceed 2½ pts. (42½ fl. oz., 0.8 lb. ai) total application of DANITOL 2.4 EC Spray per acre per season.</p> <p>Do not apply within fourteen (14) days of harvest.</p> <p>Do not apply as a ULV spray.</p> <p>Do not feed or allow livestock to graze on cover crops from treated orchards.</p>			

STRAWBERRY

CROP	PESTS	DOSAGE (LB. AI/ACRE)	SPECIAL INSTRUCTIONS
Strawberry	Lygus Spittle Bug Tarnished Plant Bug	10 ⅔ fl. oz. DANITOL (0.2)	Apply with ground equipment in adequate water for uniform coverage (100 to 300 gals. per acre). Alternate with other insecticides if retreatment is needed in less than 30 days to comply with local IPM programs.
	Strawberry Sap Beetle Twospotted Spider Mite	16 to 21 ⅓ fl. oz. DANITOL (0.3 to 0.4)	Apply with ground equipment in adequate water for uniform coverage (100 to 300 gals. per acre). For Mite Control: Apply as mites appear but before mite counts exceed 20/leaflet (eggs + motiles), repeat application no sooner than 30 days if warranted. Note: best results are achieved when mite populations are low (treatment is recommended when mite populations are just beginning to build). Alternate with other non-pyrethroid miticides if retreatment is needed in less than 30 days to comply with local IPM programs.

Do not apply within two (2) days of harvest.

Do not exceed more than 2 applications totaling 2⅔ pts. of DANITOL 2.4 EC Spray (42⅔ fl. oz., 0.8 lb. ai.) per acre to the same planting in 12 consecutive months.

19/20

TOMATO

CROP	PESTS	DOSAGE (LB. AI./ACRE)	SPECIAL INSTRUCTIONS
Tomato	Fruitworms Stinkbug Twospotted Spider Mite (except CA) Yellowstriped Armyworm	10% fl. oz. DANITOL (0.2)	Apply with ground or air equipment in adequate water for uniform coverage (25 to 120 gals./acre by ground or 5 to 10 gals./acre by air). Begin applications when first pest activity is noticed and repeat as needed to maintain control but not more often than every seven (7) days. For Mites: Treatment is recommended when mite populations are just beginning to build (less than 5 motiles/leaf). DANITOL 2.4 EC Spray may be mixed with and/or alternated with commonly used insecticides and miticides to comply with local IPM programs.
	Sweetpotato/ Silverleaf Whitefly	7 to 10% fl. oz. DANITOL (0.15 to 0.2) + 24 to 32 fl. oz. MONITOR® 4 Spray (0.75 to 1.0)	EARLY SEASON WHITEFLY CONTROL PROGRAM FOR REDUCTION OF GEMINIVIRUS: Apply as a tank mix with ground or air equipment for uniform coverage (25 to 120 gals./acre by ground or 5 to 10 gals./acre by air). Begin applications when scouting first indicates adult whiteflies are on young plants. NOTE: This may result in treatment immediately following transplanting. MID TO LATE SEASON WHITEFLY CONTROL PROGRAM FOR PREVENTION OF IRREGULAR FRUIT RIPENING: Apply as a tank mix with ground or air equipment for uniform coverage (25 to 120 gals./acre by ground or 5 to 10 gals./acre by air). Begin applications when scouting indicates whitefly are present and repeat as needed (approximately 10 to 14 day intervals) to maintain control but not more often than every seven (7) days. Comply with all applicable directions, restrictions, pre-harvest intervals, and precautions on Sec. 24 (c) labels (SLN) of MONITOR 4 Spray.
	Beet Armyworm Cabbage Looper Fruitworms Potato Aphid Stinkbug Thrips Tomato Pinworm Yellowstriped Armyworm	10% fl. oz. DANITOL (0.2) + 24 to 32 fl. oz. MONITOR 4 Spray (0.75 to 1.0)	Apply as a tank mix with ground or air equipment for uniform coverage (25 to 120 gals./acre by ground or 5 to 10 gals./acre by air). Begin applications when first pest activity is noticed and repeat as needed to maintain control but not more often than every seven (7) days. Comply with all applicable directions, restrictions, pre-harvest intervals, and precautions on Sec. 24 (c) labels (SLN) of MONITOR 4 Spray.
Do not harvest tomatoes within three (3) days of last DANITOL 2.4 EC Spray application. Do not apply the DANITOL 2.4 EC Spray + MONITOR 4 Spray tank mix within seven (7) days of harvest. Do not exceed 2% pts. (42% fl. oz., 0.8 lb. ai.) total application of DANITOL 2.4 EC Spray per acre per season.			

20/20

STORAGE AND DISPOSAL

PROHIBITIONS

Do not contaminate water, food or feed by storage or cleaning of equipment.
Open dumping is prohibited.

STORAGE

Keep pesticide in original container.
Keep container closed when not in use.
Do not put concentrate or dilute into food or drink containers. Not for use or storage in or around the home.
Do not store next to feed, food, or transport in or on vehicles containing foodstuffs or feeds.
Store in a cool, dry place.
Protect from heat.
For help with any spill, leak, fire or exposure involving this material, call day or night 1-800-892-0099.

PESTICIDE DISPOSAL

Pesticide wastes are toxic. Improper disposal of excess pesticide, spray mixture or rinsate is a violation of Federal law. If these wastes cannot be disposed of by use according to label instructions, contact your State Pesticide or Environmental Control Agency, or the Hazardous Waste representative at the nearest EPA Regional Office for guidance.

CONTAINER DISPOSAL

Triple rinse (or equivalent). Do not reuse container. Offer for recycling or reconditioning, or puncture and dispose of in a sanitary landfill, or incineration, or, if allowed by State and local authorities, by burning. If burned, stay out of smoke.

Copyright© 2000 by Valent U.S.A. Corporation

AMBUSH® - Reg. TM of Zeneca Ag Products
AMMO®, CAPTURE®, FURY®, MUSTANG® AND POUNCE® - Reg. TMs of FMC Corporation
ASANA®XL - Reg. TM of E.I. duPont de Nemours & Company
BAYTHROID® - Reg TM of Bayer Corporation
DANITOL® - Reg. TM of Sumitomo Chemical Company, Ltd. for fenpropathrin insecticide, miticide
KARATE® - Reg. TM of Zeneca Agrochemicals Co., U.K.
MONITOR® - Reg. TM of Valent U.S.A. Corporation
ORTHENE® - Reg. TM of OMS Investments, Inc.
DECIS®, SCOUT X-TRA® and SynerGin™ 2 - Reg. TMs and TM of The Aventis Group

Manufactured for:
Valent U.S.A. Corporation
P.O. Box 8025
Walnut Creek, CA 94596-8025

Made in U.S.A.

Form 000315-DANITL5A.REG

EPA Reg. No. 59639-35
EPA EST. No. 5905-GA-1

