

Please read instructions on reverse before completing form.

Form Approved. OMB No. 2070-0060. Approval expires 05-31-98



United States Environmental Protection Agency Washington, DC 20460

Registration Amendment Other

OPP Identifier Number

251158

Application for Pesticide - Section I

1. Company/Product Number: 59639-26
2. EPA Product Manager: T. LEVINE, William Jacob
3. Proposed Classification: None, Restricted
4. Company/Product (Name): ORTHENE 75 S Soluble Powder
5. Name and Address of Applicant: Valent USA Corporation, 1333 N. California Blvd., Ste. 600, Walnut Creek, CA 94596
6. Expedited Review: In accordance with FIFRA Section 3(c)(3)(b)(i), my product is similar or identical in composition and labeling to: EPA Reg. No., Product Name

Section - II

Amendment - Explain below. Resubmission in response to Agency letter dated. Notification - Explain below. Final printed labels in response to Agency letter dated. "Me Too" Application. Other - Explain below.

NOTIFICATION

JAN 05 1998

Explanation: Use additional page(s) if necessary. (For section I and Section II.)

NOTIFICATION Addition of Pests to the Mint Use Directions.

Section - III

1. Material This Product Will Be Packaged In: Child-Resistant Packaging, Unit Packaging, Water Soluble Packaging, 2. Type of Container: Metal, Plastic, Glass, Paper, Other (Specify)
3. Location of Net Contents Information: Label, Container
4. Size(s) Retail Container
5. Location of Label Directions: On Label, On Labeling accompanying product
6. Manner in Which Label is Affixed to Product: Lithograph, Paper glued, Stenciled, Other

Section - IV

1. Contact Point: Name: Elizabeth J. Weibert, Title: Labels & Registration Specialist, Telephone No.: 510-256-2791
Certification: I certify that the statements I have made on this form and all attachments thereto are true, accurate and complete.
2. Signature: Elizabeth J. Weibert
3. Title: Labels & Registration Specialist
4. Typed Name: Elizabeth J. Weibert
5. Date: Dec. 16, 1997
6. Date Application Received: (Stamped)

Best Available Image

December 11, 1997

Attachment to OPP ID: 251158

ORTHENE® 75S Soluble Powder
EPA Reg. No.: 59639-26

I certify that this notification is consistent with PR 95-2 and EPA regulations at 40 CFR 152.46 and no other changes have been made to the labeling or confidential statement of formula of this product. I understand that it is a violation of 18 U.S.C. Sec.1001 to willfully make any false statement to EPA. I further understand that if this notification is not consistent with the terms of PR Notice 95-2 and 40 CFR 152.46, then this product may be in violation of FIFRA and I may be subject to enforcement action and penalties under sections 12 and 14 of FIFRA.



Elizabeth J. Weibert
Valent U.S.A. Corporation
1333 N. California Blvd., Ste. 600
Walnut Creek, CA 94596



3 7 29



NOTIFICATION

JAN 0 5 1998

ORTHENE® 75S Soluble Powder

(INSECTICIDE)
[INSECTICIDE IN A WATER-SOLUBLE BAG]

Active Ingredient	By Wt.
* Acephate (O,S-Dimethyl acetylphosphoramidothioate)	75%
Inert Ingredients	25%
* ORTHENE®, Acechate U.S. Pat. No. 3,914,417	

KEEP OUT OF REACH OF CHILDREN

CAUTION

SEE BELOW FOR ADDITIONAL
PRECAUTIONARY STATEMENTS

NET WEIGHT _____

PRECAUTIONARY STATEMENTS HAZARDS TO HUMANS & DOMESTIC ANIMALS

CAUTION

Harmful if swallowed. Causes eye irritation. Avoid contact with eyes, skin and clothing. Avoid breathing dust or spray mist. Wash hands thoroughly after handling. Do not allow children or pets to come into contact with treated areas until sprays have dried.

STATEMENT OF PRACTICAL TREATMENT: Acephate is an organophosphate, cholinesterase inhibitor.

If swallowed: Drink 1 or 2 glasses of water (or milk) and induce vomiting by touching the back of the throat with finger. If possible contact a physician, Poison Control Center, or emergency center before inducing vomiting. Do not induce vomiting or give anything by mouth to an unconscious person. Take person and product container to the nearest emergency treatment center.

If in eyes: Wash eyes with fresh water for 15 minutes. If irritation continues, see a doctor.

If on skin: Wash skin with plenty of soap and water.

If inhaled: Remove person from exposure area.

Note to Physicians: Emergency Information - call 1-800-892-0099. Acephate is a cholinesterase inhibitor. If signs of cholinesterase inhibition appear, atropine is antidotal. 2-PAM may also be used in conjunction with atropine but should not be used alone.

PERSONAL PROTECTIVE EQUIPMENT (PPE):

Applicators and other handlers must wear: long-sleeved shirt and long pants, shoes plus socks and chemical-resistant headgear for overhead exposure.

Mixers and Loaders must wear: long-sleeved shirt and long pants, waterproof gloves, shoes plus socks and chemical-resistant headgear.

Discard clothing and other absorbent materials that have been drenched or heavily contaminated with this product's concentrate. Do not reuse them. Follow manufacturer's instructions for cleaning/maintaining PPE. If no such instructions for washables, use detergent and hot water. Keep and wash PPE separately from other laundry.

USER SAFETY RECOMMENDATIONS
 Users should:

- * Wash hands before eating, drinking, chewing gum, using tobacco or using the toilet.
- * Remove clothing immediately if pesticide gets inside. Then wash thoroughly and put on clean clothing.
- * Remove PPE immediately after handling this product. Wash the outside of gloves before removing. As soon as possible, wash thoroughly and change into clean clothing.

ENVIRONMENTAL HAZARDS

This pesticide is toxic to birds. Applications may adversely affect birds in rangeland treatment areas. Do not apply directly to water, or to areas where surface water is present or to intertidal areas below the mean high water mark. Cover or soil-incorporate spills.

This product is highly toxic to bees exposed to direct treatment or residues on blooming crops or weeds. Do not apply this product or allow it to drift to blooming crops or weeds if bees are visiting the treatment area.

DIRECTIONS FOR USE

It is a violation of Federal Law to use this product in a manner inconsistent with its labeling

READ ENTIRE LABEL. USE STRICTLY IN ACCORDANCE WITH PRECAUTIONARY STATEMENTS AND DIRECTIONS AND WITH APPLICABLE STATE AND FEDERAL REGULATIONS.

Do not apply this product in a way that will contact workers or other persons, either directly or through drift. Only protected handlers may be in the area during application. For any requirements specific to your State or Tribe, consult the agency responsible for pesticide regulation.

AGRICULTURAL USE REQUIREMENTS

Use this product only in accordance with its labeling and with the Worker Protection Standard, 40 CFR part 170. This Standard contains requirements for the protection of agricultural workers on farms, forests, nurseries, and greenhouses, and handlers of agricultural pesticides. It contains requirements for training, decontamination, notification, and emergency assistance. It also contains specific instructions and exceptions pertaining to the statements on this label about personal protective equipment (PPE), and restricted-entry interval. The requirements in this box only apply to uses of this product that are covered by the Worker Protection Standard.

Do not enter or allow worker entry into treated areas during the restricted-entry interval (REI) of 24 hours.

PPE required for early entry to treated areas that is permitted under the Worker Protection Standard and that involves contact with anything that has been treated, such as plants, soil, or water, is: coveralls, waterproof gloves, shoes plus socks and chemical-resistant headgear for overhead exposure.

NON-AGRICULTURAL USE REQUIREMENTS

The requirements in this box apply to uses of this product that are **NOT** within the scope of the Worker Protection Standard for agricultural pesticides (40 CFR Part 170). The WPS applies when this product is used to produce agricultural plants on farms, forests, or greenhouses. For non-agricultural areas, do not enter treated areas without protective clothing until sprays have dried.

**DISCLAIMER, CONDITIONS OF SALE,
LIMITED WARRANTY
AND LIMITATION OF LIABILITY**

IMPORTANT: Read the entire Label including this Disclaimer, Limited Warranty and Limitation of Liability before using this product. If the terms are not acceptable, return the unopened product within 15 days of purchase.

RISKS OF USING THIS PRODUCT

It is impossible to eliminate all risks associated with the use of this product. Such risks include, but are not limited to, injury to plants and crops to which this product is applied, lack of control of the target pests or weeds, resistance, injury caused by drift, and injury to rotational crops caused by carryover in the soil. Such risks of crop injury, non-performance or other unintended consequences are unavoidable and may result because of such factors as weather, soil conditions, moisture conditions, irrigation practices, presence of other materials, cultural practices or the manner of use or application, all of which are factors beyond the control of Valent. All such risks shall be assumed by the Buyer. Valent shall not be responsible for losses or damages resulting from use of this product in any manner not set forth on the label. User assumes all risks associated with the use of this product in any manner or under conditions not specifically directed or approved on the label.

LIMITED WARRANTY

Valent warrants that this product conforms to the chemical description on the label and is reasonably fit for the purposes stated in the label, under average use conditions, when used strictly in accordance with the label and subject to the Risks of Using This Product described above.

DISCLAIMER OF ALL OTHER WARRANTIES: VALENT MAKES NO OTHER EXPRESS OR IMPLIED WARRANTY OF FITNESS OR OF MERCHANTABILITY OR ANY OTHER EXPRESS OR IMPLIED WARRANTY. No agent or representative of Valent or Seller is authorized to make or create any other express or implied warranty.

LIMITATION OF LIABILITY

In no event shall Valent or Seller be liable for any incidental, consequential, indirect or special damages resulting from the use or handling of this product. **THE EXCLUSIVE REMEDY OF THE USER OR BUYER, AND THE EXCLUSIVE MAXIMUM LIABILITY OF VALENT OR SELLER FOR ANY AND ALL CLAIMS, LOSSES, INJURIES OR DAMAGES (INCLUDING CLAIMS BASED ON BREACH OF WARRANTY, CONTRACT, NEGLIGENCE, TORT, STRICT LIABILITY OR OTHERWISE) RESULTING FROM THE USE OR HANDLING OF THIS PRODUCT SHALL BE THE RETURN OF THE PURCHASE PRICE OF THE PRODUCT OR, AT THE ELECTION OF VALENT OR SELLER, THE REPLACEMENT OF THE PRODUCT.**

NO AMENDMENTS

Valent and Seller offer this product, and Buyer and User accept it, subject to the foregoing Disclaimer, Conditions of Sale, Limited Warranty and Limitation of Liability, which may not be modified by any oral or written agreement.

PROMPT NOTICE OF CLAIM

Valent must have prompt notice as soon as Buyer or User has reason to believe they may have a claim (not to exceed twenty-one days from date of application) so that an immediate inspection of the affected property and growing crops can be made. Unless Buyer and Users shall promptly notify Valent of any claims, they shall be barred from obtaining any remedy.

TANK MIXES

NOTICE: Tank mixing of this product with any other product which is not specifically and expressly authorized by the label shall be the exclusive risk of user, applicator and/or application advisor.

Read and follow the entire label of each product to be used in the tank mix with this product.

CHEMIGATION

Apply to Cranberries only by sprinkler irrigation systems. Do not apply by chemigation to any other crop, or this crop using any other type of irrigation system.

WATER SOLUBLE PACKAGING
(To Be Included on WSP Formulation Only)

MULTIPLE PACKAGING

This bag contains multiple water soluble packets of ORTHENE 75S Soluble Powder. Do not handle the packets with wet gloves or allow the packets to become wet prior to addition to spray tank. If all packets are not used, close and reseal outer container to protect remaining packet(s).

SINGLE PACKAGING

This bag contains one water soluble packet of ORTHENE 75S Soluble Powder. Do not handle the packet with wet

gloves or allow the packet to become wet prior to addition to spray tank. Open outer bag by pulling perforated tearstrip and drop the unopened inner packet of ORTHENE 75S Soluble Powder into spray tank.

PREPARATION OF SPRAY SOLUTION

To prepare spray solution, drop the unopened packet(s) of ORTHENE 75S Soluble Powder into a spray tank containing at least one-half the total quantity of water required. Direct water at the floating bag and continue to add water with the agitator running until the spray volume is reached. Do not add any liquid fertilizers, micronutrients or adjuvants to the spray solution until after the bag and its contents have completely dissolved. Water soluble packet(s) should completely dissolve in approximately five minutes. Dissolution rate may be slowed by cold water, lack of agitation, or water containing high concentrations of boron or sulfur.

TABLES OF EQUIVALENTS
(To Be Included on WSP Formulation Only)

Amount of ORTHENE 75S Soluble Powder	1 1/3 lbs.	1 lb.	2/3 lb.	1/3 lb.	4 oz.	2 oz.
Amount Active Contained	1 lb.	3/4 lb.	1/2 lb.	1/4 lb.	1/5 lb.	1/10 lb.

Table of Equivalents for 1/3 lb. Packet

Rate of ORTHENE 75S Soluble Powder Per Acre	Acres Treated By A 10 lb. Packet
4 oz.	1.33
1/3 lb.	1.00
2/3 lb.	0.50
1 lb.	0.33
1 1/3 lbs.	0.25
2 2/3 lbs.	0.13
6 2/3 lbs.	0.05

Table of Equivalents for 2 lb. Packet

Rate of ORTHENE 75S Soluble Powder Per Acre	Acres Treated By A 2 lb. Packet
4 oz.	8.00
1/3 lb.	6.00
2/3 lb.	3.00
1 lb.	2.00
1 1/3 lbs.	1.50
2 2/3 lbs.	0.75
6 2/3 lbs.	0.30

Table of Equivalents for 1 lb. Packet

Rate of ORTHENE 75S Soluble Powder Per Acre	Acres Treated By A 1 lb. Packet
4 oz.	4.00
1/3 lb.	3.00
2/3 lb.	1.50
1 lb.	1.00
1 1/3 lbs.	0.75
2 2/3 lbs.	0.38
6 2/3 lbs.	0.15

Table of Equivalents for 2 1/2 lb. Packet

Rate of ORTHENE 75S Soluble Powder Per Acre	Acres Treated By A 2 1/2 lb. Packet
4 oz.	10.00
1/3 lb.	7.50
2/3 lb.	3.75
1 lb.	2.50
1 1/3 lbs.	1.88
2 2/3 lbs.	0.94
6 2/3 lbs.	0.38

Table of Equivalents for 5 lb. Packet

Rate of ORTHENE 75S Soluble Powder Per Acre	Acres Treated By A 5 lb. Packet
4 oz.	20.00
1/3 lb.	15.00
2/3 lb.	7.50
1 lb.	5.00
1 1/3 lbs.	3.75
2 2/3 lbs.	1.88
6 2/3 lbs.	0.75

GENERAL INFORMATION

ORTHENE 75S Soluble Powder is an insecticide for control of pests on selected agricultural crops and in certain non-crop areas. The active ingredient in ORTHENE 75S Soluble Powder is acephate, a water-soluble insecticide readily absorbed by plant roots and foliage to give systemic control of feeding insects. Insect pests are generally controlled more effectively by Orthene through ingestion than by contact. Application of ORTHENE 75S Soluble Powder to maintain control should be repeated only as directed.

FAILURE TO FOLLOW THE DIRECTIONS FOR USE AND PRECAUTIONS ON THIS LABEL MAY RESULT IN POOR INSECT CONTROL, CROP INJURY, AND/OR ILLEGAL RESIDUES.

Do not apply under conditions involving possible drift to food, forage or other plantings that might be damaged or the crops thereof rendered unfit for sale, use or consumption.

NOTE: This product is sold by weight and package is full when packed, but due to the product's powdery nature, settling is likely to occur.

TABLE OF CONTENTS

- BEANS AND LIMA BEANS - Dry and Succulent Forms
- CELERY
- COLE CROPS - Brussels Sprouts and Cauliflower
- COTTON
- COTTON TANK MIXES
- CRANBERRY
- HEAD LETTUCE - Crisphead Type
- MINT - Peppermint and Spearmint
- NON-BEARING CITRUS
- NON-CROP AREAS - Field Borders, Fencerows, Roadsides, Ditchbanks,
Borrow Pits
- NON-CROP AREAS - Wastelands
- PEANUTS
- PEPPERS - Bell
- PEPPERS - Non-Bell
- TOBACCO
- SPECIALITY USES - NON CROP AREAS
- SPECIALITY USES - CONTAINER GROWN NURSERY STOCK
- TREES and SHRUBS
- COMMERCIAL TURFGRASS, LAWNS and OTHER RECREATIONAL TURFGRASS AREAS
- MOUND TREATMENT OF FIRE ANTS IN TURFGRASS
- OUTDOOR and PERIMETER SPRAY
- OUTDOOR FLORAL CROPS and GROUND COVERS
- GREENHOUSE FLORAL and FOLIAGE PLANT COVERS

BEANS AND LIMA BEANS - Dry and Succulent Forms

TABLE 1. Beans and Lima Beans - Dry and Succulent Forms - Recommendations for Use

APPLICATION METHOD	PESTS CONTROLLED	RATES OF ORTHENE 75S PER ACRE	REMARKS	DAYS TO HARVEST
FOLIAR By Ground: 20 to 100 gals./A of spray By Air: Minimum of 2 gals./A of spray	Fleahoppers Grasshoppers	½ to ¾ lb.	Apply when eggs or insects first appear.	14 (snapbeans - succulent or dry beans)
	Aphids (excluding Black Bean Aphid) Bean Leaf Beetle Bean Leafroller Cabbage Looper Cutworms Green Cloverworm Leafhoppers Mexican Bean Beetle Plantbugs (Lygus) Soybean Looper Thrips Whitefly (Except Sweetpotato or Silverleaf Whitefly)	¾ to 1 ½ lbs.	Repeat at 7 to 10 day spray intervals as necessary to maintain control. Use higher rates for severe insect infestations.	0 (lima beans - succulent form)
	Armyworms (excluding Beet Armyworm) Corn Earworm European Corn Borer	1 to 1 ½ lbs.		
USE PRECAUTIONS: Do not feed treated vines to livestock.				

CELERY

TABLE 2. Celery - Recommendations for Use

APPLICATION METHOD	PESTS CONTROLLED	RATES OF ORTHENE 75S PER ACRE	REMARKS	DAYS TO HARVEST
FOLIAR By Ground: 50 to 100 gals./A of spray By Air: Minimum of 5 gals./A of spray	Green Peach Aphid	¾ to 1 ½ lbs.	Apply when eggs or insects first appear. Repeat at 3 to 10 day spray intervals as necessary to maintain control.	21
	Cabbage Looper Fall Armyworms	1 ½ lbs.		

USE PRECAUTIONS:
 All celery must be trimmed (tops removed) before shipment for use.
 Do not use trimmed tops for food or feed.

COLE CROPS

BRUSSELS SPROUTS & CAULIFLOWER

TABLE 3. Cole Crops - Brussels Sprouts & Cauliflower - Recommendations for Use

APPLICATION METHOD	PESTS CONTROLLED	RATES OF ORTHENE 75S PER ACRE	REMARKS	DAYS TO HARVEST
FOLIAR By Ground: 25 to 150 gals./A of spray By Air: Minimum of 5 gals./A of spray	Green Peach Aphid	¾ to 1 ½ lbs.	Use the high rate when heavy infestations of aphids are present. Apply when eggs or insects first appear. Repeat application as necessary to maintain control. Diamondback Moth Larvae -This insect has demonstrated an ability to develop resistance to various classes of insecticides. Consult your local Agricultural Extension Service for current recommended control practices for this insect.	14
	Cabbage Looper Diamondback Moth Larvae Imported Cabbage Worm	1 ½ lbs.		

USE PRECAUTIONS:
 Do not apply more than 8 lbs./A per season to Brussels Sprouts.
 Do not feed trimmings to livestock or allow animals to graze in treated areas.

COTTON

GENERAL USE PRECAUTIONS

Do not use treated seed for food or feed purposes or process for oil.
 Do not feed gin trash to livestock.
 Do not allow animals to graze on treated areas.

TABLE 4. Cotton - Recommendations for Use

APPLICATION METHOD	PESTS CONTROLLED	RATES OF ORTHENE 75S PER ACRE	REMARKS	DAYS TO HARVEST
HOPPER BOX	Black (Greasy) Cutworm Cotton Aphids Thrips	3 oz. to 4 oz.	<p>Add dry ORTHENE 75S to seed in the planter box to achieve an application rate of 3 to 4 oz./A.</p> <p>Even coverage of seed is required for acceptable insect control. Plants grown from improperly treated seed may not exhibit insect control. To obtain even coverage, fill planter box 1/2 full of seed, add 1/2 of required ORTHENE 75S and mix thoroughly. Add remainder of seed and ORTHENE 75S to the hopper box and thoroughly mix.</p> <p>Improved distribution of ORTHENE 75S on seed can be achieved by premixing both in a separate container and then transferring treated seed to hopper box.</p> <p>Use of ORTHENE 75S with air planters is not recommended since loss of product will occur.</p>	

USE PRECAUTIONS:


Do not use treated seed for food or feed purposes or process for oil.
 Orthene 75S cotton seed hopper box treatment is not permitted in Arizona, California and the Black Lands of Texas.

<p>IN FURROW</p> <p>By Ground: 3 to 5 gals./A of spray.</p>	<p>Aphids* Black (Greasy) Cutworm (Except CA) Thrips</p> <p>* Excluding Cotton Aphids in AZ & CA</p>	<p>3/4 to 1 1/4 lbs.</p> <p>NOTE: For the Blacklands of Texas use 1 1/4 lbs./A ORTHENE 75S.</p>	<p>Use flat-fan nozzles for in-furrow application. Align nozzles to ensure good spray deposition into the seed furrow. Cone type nozzles are not recommended since unacceptable spray deposition may occur. Securely fasten spray-system tubing to furrow opener and check frequently to ensure proper positioning and operation.</p> <p>ORTHENE 75S can be mixed with fungicides that are sprayed in-furrow for disease control.</p>	
--	--	--	---	--

COTTON (Continued)

TABLE 4. Cotton - Recommendations for Use (Continued)

APPLICATION METHOD	PESTS CONTROLLED	RATES OF ORTHENE 75S PER ACRE	REMARKS	DAYS TO HARVEST
FOLIAR By Ground: 10 to 25 gals./A of spray. By Air: 3 to 10 gals/A of spray (minimum of 5 gals./A in AZ & CA)	Thrips	3 oz. to 4 oz.	Apply when eggs or insects first appear. Repeat application as necessary to maintain control.	21
	Plantbugs (Lygus)	½ to 1 ½ lbs. 1 to 1 ½ lbs. (AZ & CA)	Apply when eggs or insects first appear. Use highest rate for Lygus adults that have migrated into cotton. Repeat application as necessary to maintain control.	21
	Fleahopper	½ lb.	Apply when eggs or insects first appear. Repeat application as necessary to maintain control.	21
	Cotton Aphid (excluding AZ & CA)	¾ to 1 ½ lbs.	This insect may develop resistance to various classes of insecticides. Consult your local Agricultural Extension Service for current control recommendations. Repeat application as necessary to maintain control.	21
	Whitefly (excluding Sweetpotato Whitefly/Silverleaf Whitefly)	¾ to 1 ½ lbs.	Repeat application as necessary to maintain control.	21
	Armyworms (excluding Beet Armyworm) Cabbage Looper	1 ½ lbs.	Apply when eggs appear and repeat at 3 to 7 day spray intervals.	21



COTTON (Continued)

TABLE 4. Cotton - Recommendations for Use (Continued)

APPLICATION METHOD	PESTS CONTROLLED	RATES OF ORTHENE 75S PER ACRE	REMARKS	DAYS TO HARVEST
<p>FOLIAR</p> <p>By Ground: 10 to 25 gals./A of spray.</p> <p>By Air: 3 to 10 gals./A. of spray (minimum of 5 gals./A in AZ & CA)</p>	<p>Bollworm Tobacco Budworm Adults Larvae Eggs (DEADHATCH*)</p>	<p>¾ to 1 ¼ lbs. (East of Rockies)</p> <p>1 ½ lbs. (AZ & CA)</p>	<p>Early Season: Use ¾ lb. /A for light infestation.</p> <p>Mid and Late Season: Use 1 to 1 ½ lbs. /A for moderate to severe infestations.</p> <p>Apply when eggs appear and repeat at 3 to 7 day spray intervals.</p> <p>Moths of budworm larvae are controlled by direct contact with spray. Moth kill is most likely to occur when late evening applications are made.</p> <p>DEADHATCH: Control of emerging larvae by consumption of treated egg casings.</p>	<p>21</p>
	<p>Stinkbugs</p>	<p>1 lb.</p>	<p>Apply when eggs appear and repeat at 3 to 7 day spray intervals.</p>	<p>21</p>
	<p>Pink Bollworm (AZ & CA)</p>	<p>1 ½ lbs.</p>	<p>Apply when insects appear and repeat at 5 to 7 day spray intervals.</p>	<p>21</p>
	<p>Cutworms</p>	<p>1 lb.</p>	<p>Ground application is recommended.</p> <p>Aerial applications are less effective, but may be used.</p> <p>Control is most effective when ground application is made in the evenings and sprays are directed toward the base and lower portion of plant.</p> <p>Apply when insects first appear or damage is first noted and repeat application as necessary to maintain control.</p>	<p>21</p>

COTTON TANK MIXES

GENERAL USE PRECAUTIONS:

Do not feed gin trash or treated forage to livestock.
Do not allow livestock to graze on treated areas.

Always read and follow all label directions when using any pesticide alone or in tank mix combinations. Observe all restrictions and precautions which appear on all product labels. The most restrictive labeling applies when using a tank mix.

TABLE 5. Cotton Tank Mixes - Recommendations for Use

APPLICATION METHOD	PESTS CONTROLLED	ORTHENE 75S SOLUBLE POWDER AND TANK MIX PARTNER	AMOUNT OF ORTHENE 75S SOLUBLE POWDER + TANK MIX PARTNER PER ACRE	REMARKS
FOLIAR By Ground: 10 to 25 gals./A spray. By Air: 3 to 10 gals./A of spray (minimum 5 gals./A in CA).	Sweetpotato Whitefly (Silverleaf Whitefly)	ORTHENE 75S Soluble Powder +	3/4 lb. +	User should comply with all applicable directions, restrictions and precautions on the EPA registered label for Danitol 2.4 EC Spray.
	Armyworms (excluding Beet Armyworm) Bollworm Cabbage Looper Cotton Aphid Cutworms Fleahopper Grasshoppers Pink Bollworm Plantbugs (Lygus, Mirids) Salt Marsh Caterpillar Thrips Tobacco Budworm Whitefly (Excluding Sweetpotato Silverleaf Whitefly)	ORTHENE 75S Soluble Powder +	DANITOL [®] 2.4 EC LORSBAN [®] 4E	1/4 to 1 1/4 lbs. + 1 to 2 pts.

RESISTANCE-MANAGEMENT

Cotton pest control programs, especially those for control of Silverleaf Whitefly populations, should employ a properly designed resistance-management strategy. Such resistance-management strategies include mixture or rotation of alternative classes of chemistry including organo-phosphates, carbamates, pyrethroids or insect growth regulators. Consult your state or area agricultural extension service for local resistance management strategies and advice on alternative insecticides.

COTTON TANK MIXES WITH PYRETHROIDS

GENERAL USE PRECAUTIONS

Do not feed gin trash or treated forage to livestock.
Do not allow livestock to graze on treated areas.

Synthetic Pyrethroids should be used within the guidelines of state and/or regional resistance management programs and recommendations.

Always read and follow all label directions when using any pesticide alone or in tank mix combinations. Observe all restrictions and precautions which appear on all product labels. The most restrictive labeling applies when using a tank mix.

TABLE 6. Cotton Tank Mixes with Pyrethroids - Recommendations for Use

APPLICATION METHOD	PESTS CONTROLLED	ORTHENE 75S SOLUBLE POWDER AND TANK MIX PARTNER	AMOUNT OF ORTHENE 75S SOLUBLE POWDER + TANK MIX PARTNER PER ACRE	REMARKS
FOLIAR By Ground: 10 to 25 gals./A spray. By Air: 3 to 5 gals./A spray (minimum 5 gals./A in CA). See aerial remarks for Cutworms.	Aphids Bollworm Cabbage Looper Cotton Leaf Perforator Cutworms Fall Armyworm Fleahoppers Pink Bollworm (AZ & CA) Plantbugs Stinkbugs Sweetpotato/Silverleaf Whitefly Thrips Tobacco Budworm Whitefly	ORTHENE 75S Soluble Powder + one of the following:	$\frac{3}{8}$ lb. to 1 $\frac{1}{8}$ lbs./A + one of the following:	Apply when eggs or insects first appear. Repeat application as necessary to maintain control.
		AMBUSH [®] 2 EC	Refer to the AMBUSH 2 EC approved label for use instructions.	Stinkbugs: Use 1 lb./A of ORTHENE 75S.
		AMMO [®] 2.5 EC*	Refer to the AMMO 2.5 EC approved label for use instructions.	*Cutworms: Use 1 lb./A of ORTHENE 75S.
		ASANA [®] XL*	Refer to the ASANA XL approved label for use instructions.	By Ground: Ground application is recommended.
		BAYTHROID [®] 2 EC	Refer to the BAYTHROID 2 EC approved label for use instructions.	Control is most effective when ground application is made in the evenings and sprays are directed toward the base and lower portion of plant.
		CAPTURE [®] 2 EC	Refer to the CAPTURE 2 EC approved label for use instructions.	By Air: 3 to 10 gals./A spray (minimum 5 gals./A in CA)
		KARATE [®] 1 E (Except CA)	Refer to the KARATE 1 E approved label for use instructions.	Aerial applications are less effective, but may be used.
		POUNCE [®] 3.2 EC*	Refer to the POUNCE 3.2 EC approved label for use instructions.	Apply when eggs or insects first appear or damage is first noted.
		SCOUT [®] X-TRA (Except CA)	Refer to the SCOUT X-TRA approved label for use instructions.	Repeat application as necessary to maintain control.

RESISTANCE-MANAGEMENT

Cotton pest control programs, especially those for control of Silverleaf Whitefly populations, should employ a properly designed resistance-management strategy. Such resistance-management strategies include mixture or rotation of alternative classes of chemistry including organo-phosphates, carbamates, pyrethroids or insect growth regulators. Consult your state or area agricultural extension service for local resistance management strategies and advice on alternative insecticides.

CRANBERRY

TABLE 7. Cranberry - Recommendations for Use

APPLICATION METHOD	PESTS CONTROLLED	RATES OF ORTHENE 75S PER ACRE	REMARKS	DAYS TO HARVEST
<p>FOLIAR</p> <p>By Ground or Sprinkler: Sufficient water to give thorough coverage.</p> <p>By Air: Minimum of 2 gals./A of spray.</p> <p>USE PRECAUTION: Note: Limit to one application per growing season. Do not apply from start of bloom until all berries set.</p>	<p>Cranberry Blossom Worm Gypsy Moth False Armyworm Fireworms Spanworms Sparganothis</p>	<p>1 1/2 lbs.</p>	<p>SPRINKLER IRRIGATION APPLICATION TO CRANBERRIES:</p> <p>This product may only be applied through sprinkler irrigation systems including center pivot, lateral move, end tow, side (wheel) roll, travelers, big gun, solid set, or hand move. Do not apply this product through any other type of irrigation system.</p> <p>Crop injury, lack of effectiveness, or illegal pesticide residues in the crop may result from non-uniform distribution of treated water.</p> <p>If you have questions about calibration, you should contact State Extension Service specialists, equipment manufacturers or other experts.</p>	<p>90</p>
<p>Do not connect an irrigation system (including greenhouse systems) used for pesticide application to a public water system unless the label-prescribed safety devices for public water systems are in place.</p> <p>A person knowledgeable of the chemigation system and responsible for its operation, or under the supervision of the responsible person, shall shut the system down and make necessary adjustments should the need arise.</p> <p>The system must contain a functional check valve, vacuum relief valve, and low pressure drain appropriately located on the irrigation pipeline to prevent water source contamination from backflow.</p> <p>The pesticide injection pipeline must contain a functional, automatic, quick-closing check valve to prevent the flow of fluid back toward the injection pump.</p> <p>The pesticide injection pipeline must also contain a functional, normally closed solenoid-operated valve located on the intake side of the injection pump and connected to the system interlock to prevent fluid from being withdrawn from the supply tank when the irrigation system is either automatically or manually shut down.</p> <p>The system must contain functional interlocking controls to automatically shut off the pesticide injection pump when the water pump motor stops.</p> <p>The irrigation line or water pump must include a functional pressure switch which will stop the water pump motor when the water pressure decreases to the point where pesticide distribution is adversely affected.</p> <p>Systems must use a metering pump, such as a positive displacement injection pump (e.g., diaphragm pump) effectively designed and constructed of materials that are compatible with pesticides and capable of being fitted with a system interlock.</p> <p>Do not apply when wind speed favors drift beyond the area intended for treatment.</p> <p>Solid Set System: Apply specified dosage for the entire length of the irrigation period or for a 30 to 60 minute period at the end of a regular irrigation set or as a 30 to 60 minute injection as a separate application not associated with a regular irrigation. Allow time for all lines to flush the pesticide through all nozzles before turning off irrigation water. To ensure the lines are flushed and free of remaining pesticide, a dye indicator may be injected into the lines to mark the end of the application period. See NOTE.</p> <p>Center Pivot Systems: Inject the specified dosage per acre continuously for one complete revolution of the system. See NOTE.</p> <p>NOTE: Constant agitation must be maintained in the chemical supply tank during the entire period of insecticide application. Inject the product with a positive displacement pump into the main line ahead of a right turn to ensure adequate mixing.</p> <p>Application of more than label-recommended quantities of irrigation water per acre may result in decreased product performance by removing the chemical from the zone of effectiveness.</p>				

HEAD LETTUCE - Crisphead Type Only

TABLE 8. Head Lettuce (Crisphead Type Only) - Recommendations for Use

APPLICATION METHOD	PESTS CONTROLLED	RATES OF ORTHENE 75S PER ACRE	REMARKS	DAYS TO HARVEST
FOLIAR By Ground: 10 to 60 gals./A of spray broadcast. By Air: Minimum of 5 gals./A of spray	Aster Leafhopper Green Peach Aphid	¾ to 1 ¼ lbs.	Repeat application as necessary to maintain control.	21 Spring, Summer and early Fall crops in all areas, Winter crops in Florida and Texas, late Fall crops in Arizona and Winter crops in Arizona and California.
	Armyworms (excluding Beet Armyworm) Cabbage Looper	1 ¼ lbs.		

USE PRECAUTIONS:

Do not apply more than 6 ¾ lbs./A per season.
Do not feed trimmings to livestock or allow animals to graze on treated areas.
AZ & CA, Desert Areas: Do not apply after first head begins to form in crops which germinate from mid-September through November.

MINT

PEPPERMINT AND SPEARMINT

TABLE 9. Mint - Peppermint and Spearmint - Recommendations for Use

APPLICATION METHOD	PESTS CONTROLLED	RATES OF ORTHENE 75S PER ACRE	REMARKS	DAYS TO HARVEST
FOLIAR By Ground: 20 to 100 gals./A of spray By Air: 5 to 10 gals./A of spray	Alfalfa Looper Aphids Cutworms	1 ¼ lbs. (21.25 oz.)	Apply when eggs or insects first appear. Make one repeat application, if necessary, to maintain control.	14
FOLIAR By Ground: 40 to 100 gals./A of spray	Strawberry Root Weevil Adult Black Vine Weevil Adult	1 ¼ lbs. (21.25 oz.)	Strawberry Root and Black Vine Weevil: For control, apply in water in a minimum of 40 gals. spray per acre by ground. Good spray coverage and canopy spray penetration is critical for control. Increase spray volume and pressure with tall or dense mint canopy. Apply after adult emergence is complete but prior to egg laying. Apply at dusk or during the night on a warm still evening. Two applications 10-14 days apart may be necessary to reduce heavy infestations.	14

USE PRECAUTION:

Do not apply more than 2 ¾ lbs./A per season.
Do not graze treated areas.

NON-BEARING CITRUS

CITRUS

GENERAL USE PRECAUTIONS

Do not graze treated areas.
DO NOT HARVEST citrus for one year after treatment.

TABLE 10. Non-Bearing Citrus - Recommendations for Use

APPLICATION METHOD	PESTS CONTROLLED	RATES OF ORTHENE 75S PER ACRE	REMARKS
FOLIAR By Ground: 100 to 200 gals./A of spray.	Aphids Grasshoppers Katydid Mealybugs Orangedogs Plantbugs Thrips Whiteflies (except Sweetpotato/Silverleaf)	3/8 lb.	Repeat application as necessary to maintain control.
	Citrus Blackfly	3/8 to 1 lb.	Apply when eggs or insects first appear Use the high rate when a heavy infestation is present. Repeat at 7 to 10 day spray intervals.
	Ants Including Imported Fire Ants and Harvester Ants	1 lb.	Repeat application as necessary to maintain control.
Spray individual juvenile or non-bearing trees for coverage with total application not to exceed specified rate in lbs. per acre. Length of residual activity will depend upon spray coverage and the amount of moisture following application.			
SOIL MOUND TREATMENT DRENCH METHOD	Ants Including Imported Fire Ants and Harvester Ants	1 oz./5 gals.	Apply 1 gal. of mix to each mound area by sprinkling the mound until it is wet and treat a four (4) foot diameter circle around the mound. Repeat application as necessary to maintain control.

NON-CROP AREAS

FIELD BORDERS, FENCEROWS, ROADSIDES, DITCHBANKS, BORROW PITS

TABLE 11. Non-Crop Areas - Field borders, Fencerows, Roadsides, Ditchbanks, Borrow Pits - Recommendations for Use

APPLICATION METHOD	PESTS CONTROLLED	RATES OF ORTHENE 75S PER ACRE	REMARKS
FOLIAR By Ground: 10 to 20 gals./A of spray By Air: 1 to 5 gals./A of spray (minimum of 5 gals./A in CA)	Grasshoppers	1/8 lb.	For early to mid-season application. Use the higher volumes when spraying dense foliage. An approved drift retardant may be added to check in controlling drift and reducing evaporation of aerial sprays.
USE PRECAUTION: Do not graze or feed vegetation cut from treated areas.			

18 7 29

WASTELAND

TABLE 12 Non-Crop Areas - Wasteland - Recommendations for Use

APPLICATION METHOD	PESTS CONTROLLED	RATES OF ORTHENE 75S PER ACRE	REMARKS	DAYS TO HARVEST
FOLIAR By Ground: 10 to 20 gals./A of spray By Air: ½ gal./A of spray (minimum of 5 gals./A in CA)	Black Grass Bugs Grasshoppers Mormon Crickets	1/8 to 1/6 lb.	Use the higher volumes when spraying dense foliage. An approved drift retardant may be added to aid in controlling drift and reducing evaporation of aerial sprays.	21 for hay
USE PRECAUTION: Do not make more than one application per season. Do not graze or feed vegetation cut from treated areas. Do not apply when lactating dairy cattle are present Do not graze or feed grass or grass hay to dairy animals. Remove meat animals from treated areas at least one day before slaughter if they were present at application or grazed treated areas within 21 days after application.				

PEANUTS

TABLE 13. Peanuts - Recommendations for Use

APPLICATION METHOD	PESTS CONTROLLED	RATES OF ORTHENE 75S PER ACRE	REMARKS	DAYS TO HARVEST
FOLIAR By Ground: 10 to 50 gals./A of spray By Air: 5 to 10 gals./A of spray	Grasshoppers	½ to ¾ lb.	Apply when eggs or insects first appear. Repeat application as necessary to maintain control. ORTHENE can be tank mixed with registered at-cracking and early post-emergence peanut herbicides, provided those products do not prohibit tank mixes, provided the most restrictive of label limitations and precautions are observed, and provided no label dosage rates are exceeded.	14 (of digging)
	Thrips	½ to 1 lb.	To determine physical compatibility, pour the recommended proportions of each chemical with the same proportion of water as will be present in the chemical supply tank into a suitable container, mix thoroughly and allow to stand for five minutes. If the combination remains mixed, or can be remixed readily, the mixture is considered physically compatible. When mixing wettable powder or dry flowable formulations, add and disperse these first, then add liquid pesticides. Conduct another compatibility test at concentrations which will be present in the irrigation lines. If there is any separation which cannot be remixed readily, VALENT recommends that the combination not be used.	
	Corn Earworm Fall Armyworm Leafhoppers Loopers Velvetbean Caterpillar	1 to 1 ½ lbs.	Combinations should be kept agitated and should be applied immediately. Do not allow combinations to set for prolonged periods in the chemical supply tank or irrigation lines.	
USE PRECAUTIONS: Do not feed treated forage or hay to livestock. Do not allow animals to graze on treated areas.				

PEPPERS

BELL

TABLE 14. Peppers - Bell - Recommendations for Use

APPLICATION METHOD	PESTS CONTROLLED	RATES OF ORTHENE 75S PER ACRE	REMARKS	DAYS TO HARVEST
FOLIAR By Ground: 25 to 150 gals./A of spray By Air: Minimum of 3 gals./A of spray (minimum of 5 gals./A in CA)	Grasshoppers	¼ to ½ lb.	Apply when eggs or insects first appear.	7
	Cabbage Looper Green Peach Aphid Tobacco Hornworm	¾ to 1 ½ lbs.	Repeat as necessary to maintain insect-pest populations below economically damaging numbers.	
	European Corn Borer	1 to 1 ½ lbs.		


NON-BELL

FOR USE IN MIDWESTERN, EASTERN STATES AND PUERTO RICO ONLY.

TABLE 15. Peppers - Non-Bell - Recommendations for Use

APPLICATION METHOD	PESTS CONTROLLED	RATES OF ORTHENE 75S PER ACRE	REMARKS	DAYS TO HARVEST
FOLIAR By Ground: 40 to 150 gals./A of spray	Aphids	¾ lb.	Repeat at 7 to 10 day spray intervals as necessary.	7

USE PRECAUTION:
Do not apply more than 7 applications per season.



TOBACCO

TABLE 16. Tobacco - Recommendations for Use

APPLICATION METHOD	PESTS CONTROLLED	RATES OF ORTHENE 75S PER ACRE	REMARKS	DAYS TO HARVEST
FLOATBED FOLIAGE: Apply at the equivalent of 1 tablespoon in 3 gals. water per every 1,000 sq. ft. of bed.	Cutworm Flea Beetle Green Peach Aphid Tobacco Aphid	1 lb.	Apply evenly to ensure thorough coverage. NOTE: Floatbed water should be disposed of in the transplanted field as transplanter water or foliar spray.	
PLANT BED FOLIAGE: Apply at the equivalent of 1 tablespoon in 1 gal. of water per every 1,000 sq. ft. of bed.	Cutworm Flea Beetle Green Peach Aphid Tobacco Aphid	1 lb.	Apply evenly to ensure thorough coverage.	
TRANSPLANT Apply in a minimum of 100 gals. of transplant water per acre.	Cutworms Flea Beetle Green Peach Aphid Tobacco Aphid Tobacco Thrips	1 lb.	Provides control for approximately 3 to 4 weeks after transplanting. For control late in the season, apply foliar sprays of ORTHENE 75S Soluble Powder.	
USE PRECAUTIONS: Do not apply more than 1 lb. ORTHENE 75S Soluble Powder per acre as a transplant-water application as some phytotoxicity may occur.				
FOLIAR By Ground: 10 to 50 gals./A of spray By Air: Minimum of 3 gals./A of spray	Grasshoppers	1/2 to 3/4 lb.	Repeat on a 7-day spray schedule or as necessary.	3
	Flea Beetle Green Peach Aphid Hornworm Tobacco Thrips	3/4 lb.		
	Stinkbugs Tobacco Aphid Vegetable Weevils	3/4 to 1 lb.		
	Budworm Cabbage Looper Cutworm	1 lb.		
SOIL MOUND TREATMENT				3
DRY METHOD	Ants (Including Imported Fire Ants and Harvester Ants)	1 to 2 tsps.	Evenly distribute over the mound.	
DRENCH METHOD	Ants (Including Imported Fire Ants and Harvester Ants)	1 oz./5 gals.	Apply 1 gal. of mix to each mound area by sprinkling the mound until it is wet and treat a four (4) foot diameter circle around the mound.	
USE PRECAUTIONS: Treat a maximum of 13 mounds per acre. Do not treat more than once per season. Apply in the early morning or late afternoon, when ants are most active, for best results. Applications made under prolonged hot and dry conditions may be ineffective due to the location of the ants deep within the nest.				

21 7 29

SMALL VOLUME SPRAY EQUIPMENT

Preparation of ORTHENE Spray Mix Using a Small Fluid Ounce Measuring Cup		
Label Recommendation ORTHENE 75 S in 100 Gals. Water	Equivalent ORTHENE 75 S in 20 Gals. Water	Equivalent ORTHENE 75 S in 1 Gal. Water (tsp./Gal.)
1/3 lb.	1.1 oz.	1/2 tsp.
2/3 lb.	2.1 oz.	1 tsp.
1 lb.	3.2 oz.	1 1/2 tsp.
1 1/3 lbs.	4.3 oz.	2 tsp.

SPECIALTY USES NON CROP AREAS

Crop	Insects	Amount ORTHENE 75 S Per Acre	Further Use Instructions
Non-Crop Areas	Ants, Including Imported Fire Ants and Harvester Ants	<p>Mound Treatment - Dry Methods: Evenly distribute 1 to 2 teaspoons over the mound.</p> <p>Drench Method: Mix 1 oz. in 5 gals. of water. Apply 1 gal. of mix to each mound area by sprinkling the mound until it is wet and treat a four (4) foot diameter circle around the mound.</p>	<p>For best results apply the material in the early morning or late afternoon when the ants are most active.</p> <p>Applications made under prolonged hot and dry conditions may be ineffective due to the location of the ants deep within the nest.</p> <p>Grass in treated area may be injured.</p> <p>Do not treat mound more than once per season.</p>

SPECIALTY USES CONTAINER GROWN NURSERY STOCK

Plants	Insects	Amount ORTHENE 75 S Per 100 Gals.	Time of Application	Recommended Application
Container Grown Nursery Stock (Arborvitae, Azalea, Camellia, Rhododendron, Roses, Viburnum, Yew)	Black Vine Weevil, Strawberry Root Weevil	1 lb. (16 oz.)	Application should be made by mid-September for greenhouse stock and by mid-October for outdoor stock. Consult your local county extension agent for information on the identification and control of root weevils on ornamentals.	Apply the specified amount of ORTHENE 75 S Soluble Powder per 100 gals. of solution so as to thoroughly drench the root system.
	Ants, Including Imported Fire Ants and Harvester Ants	1 lb. (16 oz.)	Apply as needed to control the pest.	

TREES AND SHRUBS

Plants	Insects	Amount ORTHENE 75 S Per 100 Gals.	Time of Application	Recommended Application
Trees and Shrubs (Except Flowering Crabapple, see below).	Aphids Bagworms Birch Leafminer Tent Caterpillars* Lace Bugs Leafrollers	1/3 lb. (5.3 oz.)	As the insects begin to appear.	Apply the specified amount of ORTHENE 75 S Soluble Powder in 100 gals. water with a hydraulic sprayer. The addition of a suitable sticker improves control of Gypsy Moth larvae. *Mist blower application. Adjust rates to 1-1/3 lbs. per 100 gals. water for Gypsy Moth control and 1.0 lb. per 100 gals. water for Tent Caterpillar control. Do not apply to Huckleberry, Balm of Gilead, Cottonwood, Lombardy Poplar and Viburnum suspensum. Nursery crops. Before treating large plantings, spray only a few plants and observe two weeks for phytotoxicity.
	Douglas Fir Tussock Moth Larvae Gypsy Moth Larvae* Webworms	2/3 lb. (10.5 oz.)	As the insects begin to appear.	
	Scales (Crawlers)	2/3 lb. (10.5 oz.)	As crawlers begin to appear. Repeat applications, at a 2 week or more interval, may be necessary where there is continuous crawler production.	
	Ponderosa Pine Needle Miner	2/3 lb. (10.5 oz.)	Time of application is important. Consult your Farm Advisor or County Extension Agent.	Apply the specified amount of ORTHENE 75 S Soluble Powder in 100 gals. water with a hydraulic sprayer as a full coverage spray.
	Grasshoppers	2/3 lb. (10.5 oz.)	As the grasshoppers begin to appear.	
	California Cankworm Cankerworms (Spring and Fall)	1/3 to 2/3 lb. (5.3 to 10.5 oz.)	As the insects begin to appear. Use the higher amount when the larger larvae are present.	Apply the specified amount of ORTHENE 75 S Soluble Powder in 100 gals. water with a hydraulic sprayer.
	Nantucket Pine Tip Moth Larvae	1 lb. (16 oz.)	Time of application is important. Consult your Farm Advisor or County Extension Agent. Repeat applications will be required for subsequent generations.	
	Root Weevil Adults	1 lb. (16 oz.)	Apply when first feeding damage occurs. Repeat applications, at four week intervals until the first heavy frost, may be necessary for complete foliage protection.	Apply the specified amount of ORTHENE 75 S Soluble Powder in 100 gals. water with a hydraulic sprayer as a full coverage spray.
	Box Elder Bugs Sawflies Budworms Leafhoppers	1 lb. (16 oz.)	As the insects begin to appear.	
	Japanese Beetle	1-1/3 lbs. (21.3 oz.)	As the Japanese Beetles begin to appear. Repeat applications, at 2 week intervals, may be necessary.	
Elm Leaf Beetle (larvae)	1-1/3 lb. (21.3 oz.)	As the larvae begin to appear. ORTHENE will not prevent Elm Leaf Beetle eggs from hatching.		

TREES AND SHRUBS (Continued)


Plants	Insects	Amount ORTHENE 75 S Per 100 Gals.	Time of Application	Recommended Application
Douglas Fir (Christmas Trees)	Douglas Fir Needle Midge	2/3 lb. (10.5 oz.) (2/3 lb. per acre)	Application should be made no more than 2 weeks prior to bud burst. For additional pest management information, consult your County Extension Service.	Apply the specified amount of ORTHENE 75 S Soluble Powder in not less than 2 gals. of spray per acre by air or in 100 gals. of spray per acre by ground.
Flowering Crabapples	Aphids Tent Caterpillars Leafrollers	1/3 lb. (5.3 oz.)	As the insects begin to appear.	<p>Apply the specified amount of ORTHENE 75 S Soluble Powder in 100 gals. water with a hydraulic sprayer.</p> <p>Do not apply more often than 3 times in a growing season at a 4 week interval.</p> <p>Caution: Phytotoxicity has occurred on the following Crabapple varieties: Hopa, Ichonoski, Malusfloribunda, Pink Perfection, Red Wine and Snow Cloud.</p>
Crape Myrtle	Aphids	3 to 4 level Tbs. (0.8-1.1 oz.) per 1 Tbs. of water.	As aphids begin to appear.	<p>Make a paint-on slurry by mixing the specified amount of ORTHENE 75 S Soluble Powder with 1 tablespoon of water. Remove the loose bark from the trunk areas to be treated. Completely paint a band around each trunk to a width twice its diameter. Application should be made to trunks within a zone 6 to 12 inches above the ground and below the point where branching begins. For multi-trunk plants be certain to treat all trunks. For either single or multi-trunk plants, application should be made as low as possible within the recommended treatment zone.</p>



24 9 29

COMMERCIAL TURFGRASS, LAWNS, AND OTHER RECREATIONAL TURFGRASS AREAS
DO NOT ALLOW LIVESTOCK TO GRAZE TREATED AREAS. DO NOT FEED TREATED GRASS TO LIVESTOCK.

Plant	Insects	Amount ORTHENE 75 S Per 1000 Sq. Ft.	Time of Application	Recommended Application
Turfgrass Residential & commercial)	Fall Armyworm Yellow Striped Armyworm Southern Armyworm	1/2 to 1.2 oz. (1 1/3 to 3 1/4 lbs. per acre)	As the insects appear. A repeat application at 2 week intervals may be necessary.	Apply the specified amount of ORTHENE 75 S Soluble Powder per 1,000 sq. ft. Use a minimum of 5 gals. water per 1,000 sq. ft. to obtain good coverage.
	Cutworm	1.2 to 2.4 oz. (3 1/4 to 6 2/3 lbs. per acre)		
	Chinch Bugs	1.2 to 2.4 oz. (3 1/4 to 6 2/3 lbs. per acre)	Apply as needed for adult population knockdown (10 to 14 days).	Apply the specified amount of ORTHENE 75 S Soluble Powder per 1,000 sq. ft. Use 1 to 15 gals. water per 1,000 sq. ft. to obtain good coverage.
	Fleas	1.2 to 2.4 oz. (3 1/4 to 6 2/3 lbs. per acre)	Apply as needed for knockdown (7 to 10 days) only of existing adult populations.	
	Sod Webworm (Crambus spp.)	1/2 to 1 oz. (1 1/3 to 2 3/4 lbs. per acre)	As sod webworms begin to appear. Use the higher amount when quick knockdown is needed or with heavy infestations. Repeat application may be necessary. Do not repeat at more 1 week intervals.	
	Leafhopper	1 oz. (2 3/4 lbs. per acre)	As the leafhoppers begin to appear. A repeat application at 1 week intervals may be necessary.	



25 9 29

COMMERCIAL TURFGRASS, LAWNS, AND OTHER RECREATIONAL TURFGRASS AREAS (Cont.)
DO NOT ALLOW LIVESTOCK TO GRAZE TREATED AREAS. DO NOT FEED TREATED GRASS TO LIVESTOCK.

Plant	Insects	Amount ORTHENE 75 S Per 1000 Sq. Ft.	Time of Application	Recommended Application
Turfgrass (Residential & Commercial)	Mole Crickets (Except CA) Spittlebug (Except CA)	1.0 to 1.9 oz. (2.66 - 5.2 lbs. per acre)	As mole crickets begin to appear. For knockdown of existing populations, more than one application may be required throughout the growing season. For heavy infestations, use the higher dosage rate.	<p>Apply the specified amount of ORTHENE 75 S Soluble Powder per 1,000 sq. ft. Use 1 to 15 gals. water per 1,000 sq. ft. to obtain good coverage.</p> <p>Apply during late afternoon or early evening hours and after an irrigation. Do not irrigate after application.</p> <p>The use of a lemon fragrance substance in the spray mix may enhance control by acting as a flushing agent and thus provide increased mole cricket contact with the ORTHENE 75 S Soluble Powder. The following lemon-scented products have been shown to be effective flushing agents: Lemon Joy, Lemon Palmolive, and Mighty Myrt Products Manufacture- Base Pure Lemon Fragrance. The use rate for these lemon-scented products is 2 teaspoons per gallon of water for small total mix volumes or 6 fl. oz. per 50 gals. of water for large total mix volumes.</p>
	Greenbug (Schizaphis graminum) Grasshoppers	1/2 oz. (1 1/3 lbs. per acre)	Apply when insects or their damage first appears. Repeat as necessary. Application is not to be repeated at more than 1 week intervals.	Apply the specified amount of ORTHENE 75 S Soluble Powder. Use 4 gals. of water per 1,000 sq. ft. to obtain good coverage. Do not mow turfgrass for at least 24 hours after application.
	Black Turfgrass Ataenius (Except CA)	1.5 to 1.9 oz. (4.1 to 5.2 lbs. per acre)	Apply when insects or their damage first appear.	Apply the specified Amount of ORTHENE 75 S per 1,000 sq. ft. Use a minimum of 5 gallons water per 1000 square feet. Irrigate lightly after application (not more than 1/2 inch). Use the higher rate for severe infestations.
Dichondra	Cutworm Flea Beetle Southern Armyworm Yellow Striped Armyworm	1.0 to 1.9 oz. (2.7 to 5.2 lbs. per acre)	As the insects appear. Repeat at 2 week intervals as necessary.	Apply the specified amount of ORTHENE 75 S Soluble Powder per 1,000 sq. ft. Use a minimum of 15 gals. of water per 1,000 sq. ft. to obtain good coverage.

.....

MOUND TREATMENT OF FIRE ANTS IN TURFGRASS

Plant	Insects	Amount ORTHENE 75 S	Time of Application	Recommended Application
Turfgrass	Ants, Including Imported Fire Ants and Harvester Ants	<p>Mound Treatment-Dry Method: Evenly distribute 1 to 2 teaspoons over the mound.</p> <p>Drench Method: Mix 1 oz. in 5 gals. of water. Apply 1 gal. of mix to each mound area by sprinkling the mound until it is wet and treat a four (4) foot diameter circle around the mound.</p>	<p>For best results apply the material in the early morning or late afternoon when the ants are most active.</p> <p>Applications made under prolonged hot and dry conditions may be ineffective due to the location of the ants deep within the nest.</p>	<p>Apply the specified amount of ORTHENE 75 S Soluble Powder as directed.</p> <p>Grass in treated areas may be injured.</p> <p>Do not treat mound more than once per season.</p>

OUTDOOR AND PERIMETER SPRAY

Location	Insects	Amount ORTHENE 75 S Per Gallon	Time of Application	Recommended Application
Outdoor and perimeter area.	Wasp	1.6 oz. (0.10 lbs.)	Treat early or late in the day, as wasp are generally less active during these times.	Apply specified amount of ORTHENE 75 S Soluble Powder per each gallon of water used. Apply as a spot treatment to the nest, nest entrance, and surrounding areas where the wasps alight.
	Ants, Including Imported Fire Ants and Harvester Ants Crickets Cockroaches Earwigs Pillbugs	1.6 oz. (0.10 lbs.)	As the insects appear.	<p>Apply specified amount of ORTHENE 75 S Soluble Powder per each gallon of water used.</p> <p>Apply to a band of soil 6 to 10 feet adjacent to the structure and to a height of 2 to 3 feet on the foundation where pests may be active or may find entrance. Also apply as a residual spray or with a paint brush to surfaces of buildings, window frames, shutters, entryways, screens, eaves, patios, garages, carports, around garage areas and other areas where these pests congregate.</p>

OUTDOOR FLORAL CROPS AND GROUND COVERS

Plants	Insects	Amount ORTHENE 75 S Per 100 Gals.	Time of Application	Recommended Application
Chrysanthemums Daisies Dahlias Easter Lily Gladioli Gypsophila Pachysandra Pansy Peony Roses Sedum Statice Strawflower Yarrow Zinnia	Aphids Thrips Lygus	2/3 lb. (10.5 oz.)	As insects begin to appear. Repeat applications may be necessary.	Apply the specified amount of ORTHENE 75 S Soluble Powder in 100 gals. water with a hydraulic sprayer as a full coverage spray. Multiple applications may cause slight tip burn or marginal leaf necrosis on some varieties. Test on a few plants to determine varietal susceptibility.
Roses Boston Ivy	Japanese Beetle	1 - 1/3 lbs. (21.3 oz.)	As the Japanese Beetles begin to appear. Repeat applications at 2 week intervals may be necessary.	

27 7.29

GREENHOUSE FLORAL AND FOLIAGE PLANT CROPS

Plant	Insects	Amount ORTHENE 75 S Per 100 Gals.	Time of Application	Recommended Application
Roses	Leafrollers	2/3 to 1 lb. (10.5 to 16 oz.)	As leafrollers begin to appear. Use the higher amount when the large larvae are present.	Apply the specified amount of ORTHENE 75 S Soluble Powder in 100 gals. water with a hydraulic sprayer as a full coverage spray.
Foliage Plants Anthuriums Caca Orchids Poinsettia	Aphids	1/3 lb. (5.3 oz.)	As aphids begin to appear.	Apply the specified amount of ORTHENE 75 S Soluble Powder in 100 gals. water with a hydraulic sprayer as a full coverage spray. The addition of a wetting agent may be required on difficult to wet foliage.
	Mealybugs Thrips Whiteflies	2/3 lb. (10.5 oz.)	As the insects begin to appear. A repeat application, at a 2 week interval, may be necessary for control of mealybugs and whiteflies.	Caution: Phytotoxicity has occurred on the following foliage plants: <i>Eletchum gibbum</i> , <i>Cissus antarctica</i> , <i>Ficus triangularis</i> , <i>Fittonia verschaffelti</i> , <i>Maranta leuconeura kerchoveana</i> , <i>Pachystachya lutea</i> , <i>Plectranthus australis</i> , <i>Polypodium aureus</i> , <i>Polystichum</i> , <i>Pteris ensiformis</i> , <i>Tolmiea menziesii</i> . Before treating large plantings spray only a few plants and observe two weeks for varietal phytotoxicity. Application of ORTHENE 75 S Soluble Powder on Poinsettias after bract formation may result in phytotoxicity on certain varieties.
	Scales (Crawlers)	2/3 lb. (10.5 oz.)	As crawlers begin to appear. Repeat applications, at a 2 week or more interval, may be necessary where there is continuous crawler production.	
	Sweet Potato Whiteflies (Except CA)	1/3 lb. (5.3 oz.) plus TAME ¹ 2.4 EC Spray 10 2:3 fl. oz. (0.2 lb. ai)	Apply when insects first appear. If a population is well established, make one application of the tank mix and follow 5 to 7 days later with TAME alone at 16 fl. oz./100 gals. See TAME label for instructions.	For sweet potato whitefly control, apply the specified amount of ORTHENE 75 S Soluble Powder plus TAME 2.4 EC Spray as a tank mix at a volume necessary to obtain good coverage. Follow the TAME label for specific instructions on the alternation of TAME plus ORTHENE and TAME alone and the rotation instructions to avoid potential resistance.

28 9 29

GREENHOUSE FLORAL AND FOLIAGE PLANT CROPS (Continued)

PLANTS	INSECTS	Amount ORTHENE 75 S Per 100 Gals.	TIME OF APPLICATION	RECOMMENDED APPLICATION
Roses Carnations Chrysanthemums.	Aphids Thrips	2/3 lb. (10.5 oz.)	As aphids begin to appear. As thrips begin to appear or at the tight flower bud stage. Repeat applications may be necessary.	Apply the specified amount of ORTHENE 75 S Soluble Powder in 100 gals. water with a hydraulic sprayer as a full coverage spray. Do not apply more often than once every 28 days to Carnations and Chrysanthemums. Caution: Phytotoxicity has occurred on the following Chrysanthemum varieties: Albatross, Bonnie Jean, Dixie, Garland, Gem, Iceberg, Pride, Showoff, Statesman, Tally Ho, Westward Ho, and Wild Honey. Before treating large Chrysanthemum plantings, spray only a few plants and observe two weeks for varietal phytotoxicity. Do not apply to Chrysanthemums and Roses with open flowers.

Do not apply under conditions involving possible drift to food, forage or other plantings that might be damaged or the crops thereof rendered unfit for sale, use or consumption.

NOTE: This product is sold by weight and package is full when packed, but due to fluffy nature this material is inclined to settle.

STORAGE AND DISPOSAL

PROHIBITIONS

Do not contaminate water, food or feed by storage, disposal or cleaning of equipment.
Open dumping is prohibited.

STORAGE

Keep pesticide in original container.
Do not put concentrate or dilute into food or drink containers.
Store in cool, dry place. Protect from excessive heat.
Do not contaminate food or foodstuffs.
Do not store or transport near feed or food.

For help with any spill, leak, fire or exposure involving this material, call day or night 1-800-892-0099.

PESTICIDE DISPOSAL

Wastes resulting from the use of this product may be disposed of on site or at an approved waste disposal facility.

CONTAINER DISPOSAL

Completely empty canister into application equipment. Do not reuse container. Dispose of empty canister in a sanitary landfill or by incineration, or if allowed by State and local authorities, by burning. If burned, stay out of smoke.

OR

[FOR WATER SOLUBLE PACKAGING ONLY]

Do not reuse the outer bag. Dispose of outer bag in a sanitary landfill or by incineration if allowed by State and local authorities.

Copyright© 1997 by Valent U.S.A. Corporation.

- AMBUSH® – Reg. TM of Zeneca Inc. Ag Products for permethrin insecticide.
- AMMO® – Reg. TM of FMC Agri Chemical Group for cypermethrin insecticide.
- ASANA® – Reg. TM of E. I. DuPont de Nemours & Co., Inc. for esfenvalerate insecticide.
- BAYTHROID® – Reg. TM of Miles Inc. for cyfluthrin synthetic pyrethroid.

29 7 29

CAPTURE® - Reg. TM of FMC Agri Chemical Group for bifenthrin insecticide miticide.
DANITOL® - Reg. TM of Sumitomo Chemical Company Ltd. for fenpropathrin insecticide-miticide.
KARATE® - Reg. TM of Zeneca Ag Products U.K. for lambda-cyhalothrin insecticide.
LORSBAN® - Reg. TM of Dow Chemical Company for chlorpyrifos insecticide.
ORTHENE® - Reg. TM of Monsanto Company for acephate insecticide.
POUNCE® - Reg. TM of FMC Agri Chemical Group for permethrin insecticide.
SCOUT® - Reg. TM of Hoechst-Roussel Agri-Vet Co. for tralomethrin pyrethroid insecticide.

Manufactured for
Valent U.S.A. Corporation
Walnut Creek, CA 94596-8025
Form SP1050A0.0971124
Made in U.S.A.
EPA Reg. No. 59639-26
EPA Est. No. 39578-TX-01