

PM 23

59639-3

6-20-97

10/24

Please read instructions on reverse before completing form.

Form Approved. OMB No. 2070-0060. Approval expires 05-31-98



United States  
Environmental Protection Agency

Washington, DC 20460

Registration  
Amendment

OPP Identifier Number

251125

## Application for Pesticide Section I

1. Company/Product Number 59639-3	2. EPA Product Manager Joanne Miller	3. Proposed Classification <input type="checkbox"/> None <input checked="" type="checkbox"/> Restricted
4. Company/Product (Name) Select 2 EC Herbicide	PM# 23	
5. Name and Address of Applicant (Include ZIP Code) Valent U.S.A. Corporation 1333 N. California Blvd., Ste. 600 Walnut Creek, CA 94596 <input type="checkbox"/> Check if this is a new address	6. Expedited Review. In accordance with FIFRA Section 3(c)(3) (b)(ii), my product is similar or identical in composition and labeling to: EPA Reg. No. _____ Product Name _____	

## Section - II

<input type="checkbox"/> Amendment - Explain below.	<input type="checkbox"/> Final printed labels in response to Agency letter dated _____
<input type="checkbox"/> Resubmission in response to Agency letter dated _____	<input type="checkbox"/> "Me Too" Application.
<input checked="" type="checkbox"/> Notification - Explain below.	<input type="checkbox"/> Other - Explain below.

NOTIFICATION

JUN 20 1997

Explanation: Use additional page(s) if necessary. (For section I and Section II.)

NOTIFICATION  
Changing the description of the use site currently referred to as Christmas Trees and including forest conifer nurseries to clarify that applications are not allowed to forests.

## Section - III

1. Material This Product Will Be Packaged In:			
Child-Resistant Packaging <input type="checkbox"/> Yes <input type="checkbox"/> No	Unit Packaging <input type="checkbox"/> Yes <input type="checkbox"/> No	Water Soluble Packaging <input type="checkbox"/> Yes <input type="checkbox"/> No	2. Type of Container <input type="checkbox"/> Metal <input type="checkbox"/> Plastic <input type="checkbox"/> Glass <input type="checkbox"/> Paper <input type="checkbox"/> Other (Specify) _____
* Certification must be submitted		If "Yes" Unit Packaging wgt. No. per container	If "Yes" Package wgt. No. per container
3. Location of Net Contents Information <input type="checkbox"/> Label <input type="checkbox"/> Container		4. Size(s) Retail Container	5. Location of Label Directions <input type="checkbox"/> On Label <input type="checkbox"/> On Labeling accompanying product
6. Manner in Which Label is Affixed to Product <input type="checkbox"/> Lithograph <input type="checkbox"/> Paper glued <input type="checkbox"/> Stenciled		<input type="checkbox"/> Other _____	

## Section - IV

1. Contact Point (Complete items directly below for identification of individual to be contacted, if necessary, to process this application.)		
Name Elizabeth J. Weibert	Title Labels & Reg. Spec.	Telephone No. (Include Area Code) (510) 256-2791
Certification I certify that the statements I have made on this form and all attachments thereto are true, accurate and complete. I acknowledge that any knowingly false or misleading statement may be punishable by fine or imprisonment or both under applicable law.		6. Date Application Received (Stamped)
2. Signature 	3. Title Labels & Reg. Spec.	
4. Typed Name Elizabeth J. Weibert	5. Date May 21, 1997	

29/24

REDLINE  
COPY

VALENT®



## SELECT® 2 EC HERBICIDE

NOTIFICATION

JUN 20 1997

Active Ingredient	By Wt.
*Clethodim .....	26.4%
Inert Ingredients .....	73.6%
Contains Petroleum Distillates	
*(E)-2[1-[[[3-chloro-2-propenyl]oxy]imino]propyl]-5-[2-(ethylthio)propyl]-3-hydroxy-2-cyclohexen-1-one	

Contains 2.0 lbs. clethodim per gal.

U.S. Pat. No. 4,440,566


KEEP OUT OF REACH OF CHILDREN

### WARNING - AVISO

SEE NEXT PAGE FOR ADDITIONAL PRECAUTIONARY STATEMENTS

Si usted no entiende la etiqueta, busque a alguien para que se la explique a usted en detalle. (If you do not understand the label, find someone to explain it to you in detail.)

NET CONTENTS 1 GALLON



## PRECAUTIONARY STATEMENTS

### HAZARDS TO HUMANS & DOMESTIC ANIMALS

#### WARNING

Causes eye irritation. Avoid contact with skin. Do not get in eyes, on skin, or on clothing. Harmful if swallowed or inhaled. Avoid breathing vapors or spray mist.

#### STATEMENT OF PRACTICAL TREATMENT

If in eyes: Flush eyes immediately with fresh water for 15 minutes.

If on skin: Wash with plenty of soap and water. Get medical attention if irritation persists.

If swallowed: Give water or milk to drink and telephone for medical advice. DO NOT make person vomit unless directed to do so by medical personnel. If medical advice cannot be obtained, then take person and product container to the nearest medical emergency treatment center or hospital.

If inhaled: Remove person from exposure area.

Note to Physicians: Emergency Information - call 1-800-892-0099. This product contains a light petroleum solvent, and an aspiration hazard may exist.

#### Personal Protective Equipment (PPE):

Some materials that are chemical-resistant to this product are listed below. If you want more options, follow the instructions for category G on an EPA chemical resistance category selection chart.

Applicators and other handlers must wear: long-sleeved shirt and long pants, chemical-resistant gloves such as barrier laminate or viton  $\geq$  14 mils, shoes plus socks, and protective eyewear.

Discard clothing and other absorbent materials that have been drenched or heavily contaminated with this product's concentrate. Do not reuse them. Follow manufacturer's instructions for cleaning/maintaining PPE. If no such instructions for washables, use detergent and hot water. Keep and wash PPE separately from other laundry.

#### USER SAFETY RECOMMENDATIONS

Users should:

- Wash hands before eating, drinking, chewing gum, using tobacco or using the toilet.
- Remove clothing immediately if pesticide gets inside. Then wash thoroughly and put on clean clothing.
- Remove PPE immediately after handling this product. Wash the outside of gloves before removing. As soon as possible, wash thoroughly and change into clean clothing.

#### ENVIRONMENTAL HAZARDS

Do not apply directly to water, to areas where surface water is present or to intertidal areas below the mean high water mark. Do not apply where runoff is likely to occur. Do not apply where weather conditions favor drift from areas treated. Do not contaminate water when disposing of equipment washwater or rinsate.

The use of this product may pose a hazard to the federally designated endangered species of Solano Grass and Wild Rice. Use of this product is prohibited in the following areas where the species are known to exist:

Solano Grass: Solano County, California: the vernal lakes area bounded by the Union Pacific Railroad and Hastings Road to the north, Highway 113 to the east, Highway 12 to the south, and Travis Air Force Base to the west.

Wild Rice: Hays County, Texas.

4/9/24

## PHYSICAL OR CHEMICAL HAZARDS

Do not use or store near heat or open flame.

## DIRECTIONS FOR USE

It is a violation of Federal Law to use this product in a manner inconsistent with its labeling.

**READ ENTIRE LABEL AND PAMPHLET. USE STRICTLY IN ACCORDANCE WITH PRECAUTIONARY STATEMENTS AND DIRECTIONS, AND WITH APPLICABLE STATE AND FEDERAL REGULATIONS.**

Do not apply this product in a way that will contact workers or other persons, either directly or through drift. Only protected handlers may be in the area during application. For any requirements specific to your State or Tribe, consult the agency responsible for pesticide regulation.

### AGRICULTURAL USE REQUIREMENTS

Use this product only in accordance with its labeling and with the Worker Protection Standard, 40 CFR part 170. This Standard contains requirements for the protection of agricultural workers on farms, forests, nurseries, and greenhouses, and handlers of agricultural pesticides. It contains requirements for training, decontamination, notification, and emergency assistance. It also contains specific instructions and exceptions pertaining to the statements on this label about personal protective equipment (PPE), and restricted-entry interval. The requirements in this box only apply to uses of this product that are covered by the Worker Protection Standard.

Do not enter or allow worker entry into treated areas during the restricted entry interval (REI) of 12 hours.

PPE required for early entry to treated areas that is permitted under the Worker Protection Standard and that involves contact with anything that has been treated, such as plants, soil, or water, is: coveralls, chemical-resistant gloves, such as barrier laminate or viton  $\geq$  14 mils, shoes plus socks, and protective eyewear.

### NON-AGRICULTURAL USE REQUIREMENTS

The requirements in this box apply to uses of this product that are NOT within the scope of the Worker Protection Standards for agricultural pesticides (40 CFR Part 170). The WPS applies when this product is used to produce agricultural plants on farms, forest, nurseries, or greenhouses.

Keep all unprotected persons out of operating areas, or vicinity where there may be drift.  
Do not enter treated areas without protective clothing until sprays have dried.

**DISCLAIMER, CONDITIONS OF SALE,  
LIMITED WARRANTY  
AND LIMITATION OF LIABILITY**

**IMPORTANT:** Read the entire Label including this Disclaimer, Limited Warranty and Limitation of Liability before using this product. If the terms are not acceptable, return the unopened product within 15 days of purchase.

**RISKS OF USING THIS PRODUCT**

It is impossible to eliminate all risks associated with the use of this product. Such risks include, but are not limited to, injury to plants and crops to which this product is applied, lack of control of the target pests or weeds, resistance, injury caused by drift, and injury to rotational crops caused by carryover in the soil. Such risks of crop injury, non-performance or other unintended consequences are unavoidable and may result because of such factors as weather, soil conditions, moisture conditions, irrigation practices, presence of other materials, cultural practices or the manner of use or application, all of which are factors beyond the control of Valent. All such risks shall be assumed by the Buyer. Valent shall not be responsible for losses or damages resulting from use of this product in any manner not set forth on the label. User assumes all risks associated with the use of this product in any manner or under conditions not specifically directed or approved on the label.

**LIMITED WARRANTY**

Valent warrants that this product conforms to the chemical description on the label and is reasonably fit for the purposes stated in the label, under average use conditions, when used strictly in accordance with the label and subject to the Risks of Using This Product described above.

**DISCLAIMER OF ALL OTHER WARRANTIES**

VALENT MAKES NO OTHER EXPRESS OR IMPLIED WARRANTY OF FITNESS OR OF MERCHANTABILITY OR ANY OTHER EXPRESS OR IMPLIED WARRANTY. No agent or representative of Valent or Seller is authorized to make or create any other express or implied warranty.

**LIMITATION OF LIABILITY**

In no event shall Valent or Seller be liable for any incidental, consequential, indirect or special damages resulting from the use or handling of this product. THE EXCLUSIVE REMEDY OF THE USER OR BUYER, AND THE EXCLUSIVE MAXIMUM LIABILITY OF VALENT OR SELLER FOR ANY AND ALL CLAIMS, LOSSES, INJURIES OR DAMAGES (INCLUDING CLAIMS BASED ON BREACH OF WARRANTY, CONTRACT, NEGLIGENCE, TORT, STRICT LIABILITY OR OTHERWISE) RESULTING FROM THE USE OR HANDLING OF THIS PRODUCT SHALL BE THE RETURN OF THE PURCHASE PRICE OF THIS PRODUCT OR, AT THE ELECTION OF VALENT OR SELLER, THE REPLACEMENT OF THIS PRODUCT.

**NO AMENDMENTS**

Valent and Seller offer this product, and Buyer and User accept it, subject to the foregoing Disclaimer, Conditions of Sale, Limited Warranty and Limitation of Liability, which may not be modified by any oral or written agreement.

**PROMPT NOTICE OF CLAIM**

Valent must have prompt notice as soon as Buyer or User has reason to believe they may have a claim (not to exceed twenty-one days from date of application) so that an immediate inspection of the affected property and growing crops can be made. Unless Buyer and Users shall promptly notify Valent of any claims, they shall be barred from obtaining any remedy.

**TANK MIXES**

**NOTICE:** Tank mixing or use of this product with any other product which is not specifically and expressly authorized by the label shall be the exclusive risk of user, applicator and/or application advisor.

Read and follow the entire label of each product to be used in the tank mix with this product.

## GENERAL INFORMATION

Do not apply this product through any type of irrigation system.

FOR USE ON: Soybeans, Cotton, Ornamentals, Sugar beets, Onions (dry bulbs only), Garlic, Shallots (dry bulbs only), Christmas Trees, Non-Bearing Food Crops, and Non-Crop or Non-Planted Areas.

SELECT 2 EC Herbicide is a selective postemergence herbicide for control of annual and perennial grasses. SELECT 2 EC Herbicide does not control sedges or broadleaf weeds.

Repeated use of SELECT 2 EC Herbicide (or similar postemergence grass herbicides with the same mode of action) may lead to the selection of naturally occurring biotypes that are resistant to these products in some grass species.

If poor performance occurs and cannot be attributed to adverse weather or applications conditions, a resistant biotype may be present. This is most likely to occur in fields where other control strategies such as crop rotation, mechanical removal, and other classes of herbicides are not used from year to year.

Do not allow SELECT 2 EC Herbicide to come in contact with desirable grass crops such as corn, rice, sorghum, small grains, or turf, as these and other grass crops will be injured or killed. Minor leaf spotting may occur on treated plants under certain environmental conditions. New foliage is not affected.

### Control Symptoms

Treated grass weeds show a reduction in vigor and growth. Early chlorosis/necrosis of younger plant tissue is followed by a progressive collapse of the remaining foliage. Symptoms will generally be observed in 7 to 14 days depending on grass species treated and environmental conditions.


## APPLICATION INFORMATION

### Timing of Applications

Apply SELECT 2 EC Herbicide postemergence to actively growing grasses according to rate table recommendations. Applications made to grass plants stressed by insufficient moisture or cold temperatures, or to grass plants exceeding recommended growth stages may result in unsatisfactory control. Do not apply under these conditions.

In arid regions where irrigation is used to supplement limited rainfall, SELECT 2 EC Herbicide should be applied as soon as possible after an irrigation (within 7 days). In arid regions, a second application of SELECT 2 EC Herbicide will generally provide more effective control of perennial grass weeds than a single application. Make second application to actively growing grass 2 to 3 weeks after emergence of new growth.

Cultivation of treated grasses 7 days prior to or within 7 days after application of SELECT 2 EC Herbicide may reduce weed control. DO NOT APPLY SELECT 2 EC Herbicide if rainfall is expected within one hour, since control may be reduced.



7/24

# ADDITION OF ADJUVANT OR CROP OIL CONCENTRATE

CROP	ADJUVANT RECOMMENDATIONS
Cotton	Always use a crop oil concentrate containing at least 15% emulsifier at 1% v/v (but not less than 1 pt. per acre) in the finished spray volume.
Soybeans	Always use a crop oil concentrate containing at least 15% emulsifier at 1% v/v (but not less than 1 pt. per acre) in the finished spray volume.  1 to 2 qts./A of liquid fertilizer (10-34-0, 28%N or 32%N) may be added to SELECT 2 EC Herbicide applications.
Sugar beets, Onions (dry bulbs only), Garlic, and Shallots (dry bulbs only)	Always use a crop oil concentrate containing at least 15% emulsifier at 1% v/v in the finished spray volume.
Ornamental Plants	Add a non-ionic surfactant containing at least 80% active ingredient at the rate of 1 pt. per 50 gals. (0.25% v/v). Use of crop oil concentrate is not recommended since it may injure flowers and foliage.
Christmas Conifer Trees, Non-Bearing Food Crops, and Non-Crop or Non-Planted Areas	Always use a crop oil concentrate containing at least 15% emulsifier at 1% v/v (but not less than 1 pt. per acre) in the finished spray volume.

## Ground Application

Use of sufficient spray volumes and pressure is essential to ensure complete coverage. Use a minimum of 5 gals. and a maximum of 40 gals. of spray solution per acre. Spray pressures should reflect a minimum of 30 psi and a maximum of 60 psi at the nozzle. Do not use flood nozzles.

Applications to onions, garlic, and shallots should be made in a minimum of 20 gals. of spray solution per acre.

## Air Application

Use a minimum of 3 gals. of spray solution per acre. Increase spray volumes up to 10 gals. as grass or crop foliage becomes dense.

Applications to onions, garlic, and shallots should be made in a minimum of 20 gals. of spray solution per acre.

NOTE: Crop injury may occur when SELECT Herbicide is applied to onions, garlic, or shallots with aerial equipment.

## Spot Treatment

When using hand sprayers or high volume sprayers utilizing hand guns, mix ¼ % to ½ % (0.33 oz. to 0.65 oz. per gal.) SELECT 2 EC Herbicide and treat to wet vegetation, while not allowing runoff of spray solution. For uses requiring crop oil concentrate, include crop oil concentrate at 1% (1.3 oz. per gal.) by volume. For uses requiring non-ionic surfactant, include non-ionic surfactant at ¼ % (0.33 oz. per gal.) by volume.

NOTE: If SELECT HERBICIDE is applied as a spot treatment to onions, garlic, or shallots, care should be taken to not exceed the maximum rate allowed on a "per acre" basis or crop injury may occur.

## RESTRICTIONS AND LIMITATIONS

### GENERAL

Do not apply if rain is expected within 1 hour of application as control may be unsatisfactory.

Do not apply a postemergence broadleaf herbicide within one day following application of SELECT 2 EC Herbicide or reduced grass control may result.

Do not apply more than 32 fl. oz. of SELECT 2 EC Herbicide (0.5 lb. ai) per acre per season. Application on Long Island, New York, is restricted to no more than 16 fl. oz. of SELECT 2 EC Herbicide (0.25 lb. ai) per acre per season.

Do not apply under conditions of stress. Applying SELECT 2 EC under conditions that do not promote active grass growth will reduce herbicide effectiveness. These conditions include drought, excessive water, extremes in temperature, and low humidity. Grasses under these kinds of stressful conditions will not absorb and translocate SELECT 2 EC effectively, and will be less susceptible to herbicide activity.

Best perennial grass control can be obtained if rhizomes or stolons are cut up by preplant tillage practices (discing, plowing, etc.) to stimulate maximum emergence of grass shoots. Cultural practices such as continuous no-tillage in which the perennial grass rhizomes or stolons are not cut up results in a very staggered, non-uniform plant emergence. Due to this non-uniform weed emergence, no fewer than two SELECT 2 EC Herbicide applications per season per year are recommended at the appropriate weed-growth stage rate under continuous no-till conditions.

Grass crops such as corn, sorghum, wheat, rice, etc. are highly sensitive to SELECT 2 EC Herbicide.

Always read and follow the restrictions and limitations for all products whether used alone or in a tank mix. The most restrictive labeling of any product used applies in tank mixtures, including all crop rotational and other crop restrictions.

Tank mixes of SELECT 2 EC Herbicide and broadleaf herbicides may result in reduced grass control. If grass regrowth occurs, an additional application of SELECT 2 EC Herbicide may be necessary.

### AVOID SPRAY DRIFT

Do not allow spray from ground or aerial equipment to drift onto adjacent land or crops. When drift may be a problem, do everything possible to reduce spray drift, including:

- Do not spray if wind speeds are or become excessive. Do not spray if wind speed is 10 MPH or greater. If sensitive crops or plants are downwind, extreme caution must be used under all conditions. Do not spray if winds are gusty.
- Use extreme caution when conditions are favorable for drift (high temperatures, drought, low relative humidity), especially when sensitive plants are located nearby.
- Do not apply when a temperature inversion exists. If inversion conditions are suspected, consult with local weather services before making an application.
- Further reductions in drift can be obtained by:
  1. Using large droplet size sprays. Do not use nozzles that produce small droplets. Orient nozzles downward and slightly backward as needed to reduce drift for ground applications.
  2. Orienting nozzles straight back with the windstream, using straight stream orifices for aerial applications. Use the lowest number of nozzles practical with the largest possible orifice size to obtain the minimum 3 GPA volume. Application height and boom length should be set according to manufacturer's instructions to minimize drift.
  3. Increasing the volume of spray mixture (for example a minimum of 10 GPA for ground applications) by using higher flow rate nozzles. Using lower pressure with the appropriate nozzle to obtain higher volumes will also reduce drift.
  4. Apply as close to target plants as practical while maintaining a good spray pattern for adequate coverage.

Do not apply under conditions involving possible drift to food, forage or other plantings that might be damaged or the crops thereof rendered unfit for sale, use or consumption.

### COTTON AND SOYBEANS

Do not graze treated fields or feed treated forage or hay to livestock.

Do not apply SELECT 2 EC Herbicide within 60 days of harvest.

### SUGAR BEETS

Do not apply SELECT 2 EC Herbicide within 100 days of sugar beets harvest.

### ONIONS (DRY BULBS ONLY), GARLIC, AND SHALLOTS (DRY BULBS ONLY)

Do not apply SELECT 2 EC Herbicide within 45 days of onion (dry bulbs only), garlic, or shallot (dry bulbs only) harvest.

### ORNAMENTALS

Sugar maples cannot be tapped for syrup within one year of SELECT 2 EC Herbicide application.




**DIRECTIONS FOR USE IN SOYBEANS, COTTON, SUGAR BEETS, ONIONS (DRY BULBS ONLY),  
GARLIC, SHALLOTS (DRY BULBS ONLY), CHRISTMAS CONIFER TREES, NON-BEARING FOOD CROPS,  
AND NON-CROP OR NON-PLANTED AREAS**

**IMPORTANT**

Plant tolerance to SELECT 2 EC Herbicide at labeled rates has been found to be acceptable for the indicated genera and species listed below. Due to variability within species, crop growth stage, environmental conditions, and application techniques, it is recommended that the user determine if herbicide can be used safely on a few plants prior to widespread application. Neither the seller nor the manufacturer of SELECT 2 EC Herbicide have investigated the safety factor to plants not listed on the label.

The following plants have shown a tolerance for SELECT 2 EC Herbicide applications:



10/24

### NON-BEARING FOOD CROPS

Non-bearing fruit and nut crops are plants which will not bear fruit or nuts for at least one year following SELECT 2 EC Herbicide application.

COMMON NAME	SCIENTIFIC NAME
Apples	Malus spp.
Berries	Vaccinium spp.
	Rubus spp.
Citrus Fruits	Citrus spp.
Grapes	Vitis spp.
Olives	Olea spp.
Pears	Pyrus communis
Stone Fruits	Prunus spp.
Strawberries	Fragaria spp.
Tree Nuts	Juglans spp. (walnut)
	Carya illinoensis (pecan)
	Pistacia vera (pistacio)
	Prunus triloba (almond)

### CHRISTMAS CONIFER TREES

SELECT 2 EC Herbicide can be used to control labelled grasses in christmas tree farms, including forest conifer nurseries, and conifer plantations (but not in forests).

COMMON NAME	SCIENTIFIC NAME
Cedars	Cedrus spp.
Firs	Abies spp.
Pines	Pinus spp.
Spruces	Picea spp.
Douglas Fir	Pseudotsuga menziesii

### NON-CROP OR NON-PLANTED AREAS

The following areas are considered non-crop or non-planted areas:

Rights-of-way including railroads, highways, roads, dividers, medians, pipelines, public utility lines, pumping stations, transformer stations and substations. Around airports, electric utilities, commercial buildings, manufacturing plants, storage yards, rail yards, fence lines, parkways, ornamental gardens, walkways, and patios. Also beneath greenhouse benches, along driveways, and around golf courses.

11 of 24

### RECOMMENDATIONS FOR ANNUAL GRASSES

- Apply only to actively growing grasses at recommended weed heights.
- Apply when the first grass weed species in a mixed grass weed population reaches the recommended growth stage for treatment.
- Use the high rate under heavy grass pressure and/or when grasses are at maximum height.

GRASS SPECIES		WEED* HEIGHT INCHES	RATE FL. OZ./ ACRE	HIGH RATE
Barnyardgrass	Echinochloa crusgalli	2-8	6	8
Broadleaf Signalgrass	Brachiaria platyphylla	2-6	6	8
Brome				
California	Bromus carinatus	2-6	6	8
Cheatgrass	Bromus secalinus	2-6	6	8
Downy	Bromus tectorum	2-6	6	8
Ripgut	Bromus diandrus	2-6	6	8
Crabgrass				
Hairy	Digitaria adscendens	2-6**	6	8
Large	Digitaria sanguinalis	2-6**	6	8
Smooth	Digitaria ischaemum	2-6**	6	8
Southern	Digitaria ciliaris	2-6**	6	8
Crowfootgrass	Dactyloctenium aegyptium	2-6**	6	8
Fall Panicum	Panicum dichotomiflorum	2-8	6	8
Field Sandbur	Cenchrus incertus	2-6	6	8
Foxtail				
Giant	Setaria faberi	2-12	6	8
Green	Setaria viridis	2-8	6	8
Yellow	Setaria glauca	2-8	6	8
Foxtail Barley	Hordeum jubatum	2-6	6	8
Goosegrass	Eleusine indica	2-6**	6	8
Itchgrass	Rottboellia exaltata	2-6	6	8
Junglerice	Echinochloa colona	2-6	6	8
Lovegrass (Stinkgrass)	Eragrostis cilanensis	2-6	6	8
Red Rice	Oryza sativa	1-3	6	8
Rygrass				
Hardy	Lolium perenne	2-6	6	8
Italian	Lolium multiflorum	2-6	6	8
Seedling Johnsongrass	Sorghum halepense	4-10	6	8
Shattercane	Sorghum bicolor	6-18	6	8
Southwestern Cupgrass	Eriochloa gracilis	2-6	6	8
Sprangle top				
Amazon	Leptochloa panicoides	2-6	6	8
Bearded	Leptochloa fascicularis	2-6	6	8
Mexican	Leptochloa uninervia	2-6	6	8
Red	Leptochloa filiformis	2-6	6	8
Texas Panicum	Panicum texanum	2-6	6	8
Volunteer Cereals				
Barley	Hordeum vulgare	2-6	6	8
Oats	Avena sativa	2-6	6	8
Rye	Secale cereale	2-6	6	8
Wheat	Triticum aestivum	2-6	6	8
Volunteer Corn	Zea mays	4-12	4	6
Volunteer Corn	Zea mays	12-24	6	8
Volunteer Grain Sorghum	Sorghum bicolor	8-12	6	8
Wild Oats	Avena fatua	2-6	6	8
Wild Proso Millet	Panicum miliaceum	2-10	6	8
Witchgrass	Panicum capillare	2-8	6	8
Woolly Cupgrass	Eriochloa villosa	2-8	6	8

\* Generally occurs between 3-leaf stage and tillering.

\*\* Length of lateral growth.

### RECOMMENDATIONS FOR ANNUAL BLUEGRASS CONTROL WITH SELECT 2 EC HERBICIDE

GRASS SPECIES	WEED STAGE	RATE FL. OZ./ ACRE	HIGH RATE
Annual Bluegrass (Poa annua)	to 4-Leaf	6	16

Apply under favorable soil moisture and humidity which exists within a few days after rainfall or within 7 days after irrigation. Grass needs to be actively growing at time of application(s).

Apply at weed stage indicated on the label, as reduced control can be expected with more mature annual bluegrass.

Use the high rate under heavy grass pressure and/or when annual bluegrass is more mature.

Always add a crop oil concentrate containing at least 15% emulsifier at 1% v/v (but not less than 1 pint per acre) to the finished spray volume.

**DIRECTIONS FOR USE IN SOYBEANS AT A REDUCED RATE  
RECOMMENDATIONS FOR ANNUAL GRASSES**

GRASS SPECIES		WEED HEIGHT INCHES	RATE FL.OZ/ ACRE
Barnyardgrass	Echinochloa crus-galli	1-4 4	
Broadleaf Signalgrass	Brachiaria platyphylla	1-4 5	
Crabgrass			
Large	Digitaria sanguinalis	1-3* 4	
Large	Digitaria sanguinalis	1-4* 5	
Smooth	Digitaria ischaemum	1-3* 4	
Smooth	Digitaria ischaemum	1-4* 5	
Southern	Digitaria ciliaris	1-4* 5	
Fall Panicum	Panicum dichotomiflorum	1-4 4	
Foxtail, Giant	Setaria faberi	1-4 4	
Seedling Johnsongrass	Sorghum halepense	1-6 5	
Shattercane	Sorghum bicolor	4-10 4	
Texas Panicum	Panicum texanum	1-4 5	
Wild Proso Millet	Panicum millaceum	1-6 4	


\*Length of lateral growth

13 of 24

# RECOMMENDATIONS FOR PERENNIAL GRASSES

- Apply only to actively growing grasses at recommended weed heights.
- Apply when the first grass weed species in a mixed grass weed population reaches the recommended growth stage for treatment.
- Use the high rate under heavy grass pressure and/or when grasses are at maximum height.

GRASS SPECIES	WEED HEIGHT INCHES	RATE FL. OZ./ ACRE	HIGH RATE
Bermudagrass (Cynodon dactylon)			
First Application	3 (or up to 6" runners)	8	16
Repeat Application(s) (if regrowth occurs)	3 (or up to 6" runners)	8	16
Fescue, tall (Festuca arundinacea)			
First Application	4-8	8	16
Repeat Application(s) (if regrowth occurs)	4-8	16	
Orchardgrass (Dactylis glomerata)			
First Application	4-8	8	16
Repeat Application(s) (if regrowth occurs)	4-8	16	
Quackgrass (Agropyron repens)			
First Application	4-12	8	16
Repeat Application(s) (if regrowth occurs)	4-12	8	16
Rhizome Johnsongrass (Sorghum halepense)			
First Application	12-24	16	
Repeat Application(s) (if regrowth occurs)	6-18	6	8
Wirestem Muhly (Muhlenbergia frondosa)			
First Application	4-8	8	16
Repeat Application(s) (if regrowth occurs)	4-8	8	16



14 of 24

## TANK MIXES

### TANK MIX APPLICATION OF SELECT 2 EC HERBICIDE AND BROADLEAF HERBICIDES FOR CONTROL OF GRASSES AND BROADLEAF WEEDS IN SOYBEANS

#### GENERAL INFORMATION

The labels for each of the herbicides recommended for tank mixing with SELECT 2 EC Herbicide are unique to the characteristics of those products and contain restrictions and limitations that may be more restrictive than the SELECT 2 EC Herbicide label in certain considerations. Those concerns may include, but are not limited to:

1. Geographic restrictions - all products are not registered for use in all areas and rates may vary from one region of labeled use to another;
2. Crop rotation restrictions;
3. Soil type or soil characteristics (e.g. pH, OM);
4. Maximum dosage or number of applications per season;
5. Rain free period required; or
6. Application timing (e.g. pre-harvest interval)

#### THE MOST RESTRICTIVE LABELING OF ANY PRODUCT USED IN A TANK MIX MUST BE FOLLOWED.

- Apply only to actively growing grass and broadleaf weeds at recommended height or growth stage listed on each label.
- Apply when the first grass or broadleaf weed species in a mixed population reaches the recommended height or growth stage for treatment.
- Apply under favorable soil moisture and humidity which exist a few days after rainfall or within seven days after irrigation.
- Always add a crop oil concentrate to the spray mix at the rate recommended for each specific tank mix combination in Table 1.
- Tank mix applications may sometimes result in reduced grass control and possible increases in crop injury as compared to either product used alone. If regrowth occurs, or an additional flush of new grass emerges, make a second application of SELECT 2 EC Herbicide, as specified in the respective size and rate tables. **DO NOT EXCEED A TOTAL OF 32 FL. OZ./ACRE (0.5 LB./A) OF SELECT 2 EC HERBICIDE PER SEASON, WHETHER APPLIED ALONE OR IN TANK MIX APPLICATIONS.**
- Do not tank mix SELECT 2 EC Herbicide when broadleaf weeds are tall and/or dense enough to prevent proper grass coverage.

#### INFORMATION ON ANTAGONISM

Tank mixes of SELECT 2 EC Herbicide with postemergence broadleaf herbicides have shown some reduction or failure to control certain grass species which would have otherwise been controlled when SELECT 2 EC Herbicide is applied alone. Activity of the postemergence broadleaf herbicide in the tank mix is not affected.

15024

Table 1

SELECT 2 EC HERBICIDE TANK MIXES TO CONTROL ANNUAL GRASSES (FOXTAIL AND FALL PANICUM) WHEN USED AS A BURNDOWN IN NO-TILL SOYBEANS				
PRODUCT	PRODUCT/ ACRE RATE <sup>(1)</sup>	GRASS HEIGHT	CROP OIL 28%N OR 32%N CONC. <sup>(2)</sup> (V/V)	QTS./A
SELECT 2 EC Herbicide	3 fl. oz.	Foxtail 1-3" Fall Panicum 1-3"	1%	1-2
	or			
	4 fl. oz.	Foxtail 1-4" Fall Panicum 1-4"	1%	1-2
+ 2,4-D ESTER	+ 0.5 lb.			
SELECT 2 EC Herbicide	3 fl. oz.	Foxtail 1-3" Fall Panicum 1-3"	1%	1-2
	or			
	4 fl. oz.	Foxtail 1-4" Fall Panicum 1-4"	1%	1-2
+ PROWL	+ 2 pts.			
+ 2,4-D ESTER	+ 0.5 lb.			
SELECT 2 EC Herbicide	3 fl. oz.	Foxtail 1-3" Fall Panicum 1-3"	1%	1-2
	or			
	4 fl. oz.	Foxtail 1-4" Fall Panicum 1-4"	1%	1-2
+ SENCOR DF	+ 2-4 oz.			
+ 2,4-D ESTER	+ 0.5 lb.			

<sup>(1)</sup> If regrowth occurs or an additional flush of new grass emerges, make a second application of SELECT 2 EC Herbicide according to the appropriate size and rate recommendations.

<sup>(2)</sup> Always use a crop oil concentrate containing at least 15% emulsifier at the listed rate in the finished spray volume.

Table 2

SELECT 2 EC HERBICIDE TANK MIXES WITH BROADLEAF HERBICIDES  
FOR SOYBEANS (REFER TO THE RECOMMENDATION  
TABLES ABOVE FOR SPECIFIC GRASSES AND GROWTH STAGES)

PRODUCT <sup>(2)</sup>	ANNUAL GRASSES	PERENNIAL GRASSES	APPLICATION RATES/ACRE <sup>(1)</sup>	
			CROP OIL CONC. <sup>(3)</sup> (V/V)	
			GROUND	AIR
SELECT 2 EC Herbicide	6 to 8 fl. oz.	8 to 16 fl. oz.	.5 to 1%	1%
+ COBRA®	+ 12.5 fl. oz.	+ 12.5 fl. oz.		
SELECT 2 EC Herbicide	8 to 10 fl. oz.	10 to 16 fl. oz.	1%	1%
+ BASAGRAN® 4SL	+ 1 to 2 pts.	+ 1 to 2 pts.		

16024

SELECT 2 EC Herbicide + BLAZER® 2SL	6 to 8 fl. oz. + 1 to 1.5 pts.	8 to 16 fl. oz. + 1 to 1.5 pts.	.5 to 1%	1%
SELECT 2 EC Herbicide + CLASSIC® 25DG	8 to 10 fl. oz. + 0.5 to 0.75 oz.	10 to 16 fl. oz. + 0.5 to 0.75 oz.	1%	1%
SELECT 2 EC Herbicide <sup>(4)</sup> + PURSUIT®	6 to 8 fl. oz. + 4 fl. oz.	8 to 16 fl. oz. + 4 fl. oz.	1%	1%
SELECT 2 EC Herbicide + REFLEX® 2 LC	6 to 8 fl. oz. + 0.75 to 1.5 pts.	8 to 16 fl. oz. + 0.75 to 1.5 pts.	.5 to 1%	1%
SELECT 2 EC Herbicide <sup>(4)</sup> + GALAXY™	8 to 10 fl. oz. + 32 fl. oz.		.5%	1%
SELECT 2 EC Herbicide <sup>(4)</sup> + COBRA + CLASSIC 25DG	8 to 10 fl. oz. + 6 to 8 fl. oz. + 0.5 to 0.75 oz.		.5%	1%
SELECT 2 EC Herbicide <sup>(4)</sup> + COBRA + BASAGRAN 4 SL	8 to 10 fl. oz. + 6 to 10 fl. oz. + 1 to 1.5 pts.		.5%	1%
SELECT 2 EC Herbicide <sup>(4)</sup> + COBRA + PURSUIT	8 to 10 fl. oz. + 6 to 10 fl. oz. + 4 fl. oz.		.5%	1%
SELECT 2 EC Herbicide <sup>(4)</sup> + STORM®	8 to 10 fl. oz. + 1.5 pts.		.5%	1%
SELECT 2 EC Herbicide <sup>(4)</sup> + RESOURCE Herbicide + PURSUIT	8 to 10 fl. oz. + 4 fl. oz. + 4 fl. oz.		1%	1%



170124

SELECT 2 EC Herbicide <sup>(4)</sup>	8 to 10 fl. oz.	1%	1%
+ RESOURCE Herbicide	4 fl. oz.		
+ BASAGRAN Herbicide	1 pt.		
SELECT 2 EC Herbicide <sup>(4)</sup>	8 to 10 fl. oz.	1%	1%
+ RESOURCE Herbicide	4 fl. oz.		
+ CLASSIC Herbicide	0.5 fl. oz.		
SELECT 2 EC Herbicide <sup>(4)</sup>	6 to 8 fl. oz.	.5%	1%
+ COBRA	6 fl. oz.		
+ RESOURCE Herbicide	4 fl. oz.		

- (1) If grass regrowth occurs or an additional flush of new grass emerges, make a second application of SELECT 2 EC Herbicide alone (without a tank mix herbicide), according to the appropriate size and rate recommendations.
- (2) Broadleaf weed control may be reduced when grass populations are tall enough or dense enough to intercept the spray pattern and prevent them from receiving complete coverage. Tank mixing is not recommended in these situations.
- (3) Always use a crop oil concentrate containing at least 15% emulsifier at the listed rate (but not less than 1 pint per acre) in the finished spray volume.
- (4) The addition of 1 to 2 qts./A of liquid fertilizer (10-34-0, 28%N, or 32%N) is recommended when SELECT 2 EC Herbicide is tank mixed with PURSUIT, RESOURCE, GALAXY, STORM, COBRA + CLASSIC, COBRA + BASAGRAN, and COBRA + PURSUIT.

#### TANK MIX APPLICATION OF SELECT 2 EC HERBICIDE AND INSECTICIDES FOR CONTROL OF GRASS WEEDS AND INSECTS IN SOYBEANS AND COTTON

#### GENERAL INFORMATION

The labels for each of the insecticides recommended for tank mixing with SELECT 2 EC Herbicide are unique to the characteristics of those products and contain restrictions and limitations that may be more restrictive than the SELECT 2 EC Herbicide label in certain considerations. Those concerns may include, but are not limited to:

1. Geographic restrictions - all products are not registered for use in all areas and rates may vary from one region of labeled use to another;
2. Applicator certification requirements;
3. Worker safety rules (e.g. protective clothing, reentry time, posting);
4. Maximum dosage or number of applications per season;
5. Rain free period required; or
6. Application timing (e.g. pre-harvest interval)

**THE MOST RESTRICTIVE LABELING OF ANY PRODUCT USED IN A TANK MIX MUST BE FOLLOWED.**

**DO NOT EXCEED A TOTAL OF 32 FL. OZ./ACRE (0.5 LB./A) OF SELECT 2 EC HERBICIDE PER SEASON, WHETHER APPLIED ALONE OR IN TANK MIX APPLICATIONS.**

18 of 24

Table 3

**SELECT 2 EC HERBICIDE TANK MIXES WITH INSECTICIDES  
FOR SOYBEANS AND COTTON (REFER TO THE RECOMMENDATION  
TABLES ABOVE FOR SPECIFIC GRASSES AND GROWTH STAGES)**

PRODUCT <sup>(2)</sup>	APPLICATION RATES/ACRE <sup>(1)</sup>		
	ANNUAL GRASSES	PERENNIAL GRASSES	CROP OIL <sup>(3)</sup> CONC. (V/V)
SELECT 2 EC Herbicide + ORTHENE <sup>®</sup> 75 SP	6 to 8 fl. oz. + .33 to 1.33 lbs.	8 to 16 fl. oz. + .33 to 1.33 lbs.	1%
SELECT 2 EC Herbicide + ORTHENE 90 S	6 to 8 fl. oz. + .25 to 1 lb.	8 to 16 fl. oz. + .25 to 1 lb.	1%

- (1) If grass regrowth occurs, or an additional flush of new grass emerges, make a second application of SELECT 2 EC Herbicide alone (without a tank mix insecticide) according to the appropriate size and rate recommendations.
- (2) Refer to insecticide label for rates and insects controlled.
- (3) Always use a crop oil concentrate containing at least 15% emulsifier at the listed rate (but not less than 1 pint per acre) in the finished spray volume.

**DIRECTIONS FOR USE IN ORNAMENTALS**

For ornamental plant uses, SELECT 2 EC Herbicide can be used to control labeled grass weeds in greenhouses, lathhouses, shadehouses, and around outdoor ornamentals, including nurseries, parks, roadside plantings, and structure landscapes.

IMPORTANT
SELECT 2 EC Herbicide successfully controls weeds in newly transplanted and established non-grassy ornamentals. Plant tolerance to SELECT 2 EC Herbicide at labeled rates has been found to be acceptable for the indicated genera and species listed below. Due to variability within species, crop growth stage, environmental conditions, and application techniques, it is recommended that the user determine if herbicide can be used safely on a few plants prior to widespread application. Neither the seller nor the manufacturer of SELECT 2 EC Herbicide have investigated the safety factor to ornamental plants not listed on the label.

The following plants have shown a tolerance for SELECT 2 EC Herbicide applications:

**ORNAMENTAL TREES**

COMMON NAME	SCIENTIFIC NAME
BIRCH, WHITE	Betula papyrifera
DOGWOOD, FLOWERING	Cornus florida
MAPLES	Acer spp.
OAKS	Quercus spp.
OLIVE, COMMON	Elaeagnus angustifolia
SWEET GUM	Liquidambar styraciflua

**GARDEN FLOWERS AND PLANTS**

**COMMON NAME**

AGERATUM  
 ALYSSUM \*  
 ASPARAGUS FERN  
 CHRYSANTHEMUM  
 CINQUEFOIL  
 COLEUS  
 CRANESBILL  
 CREEPING FIG  
 DAHLIA  
 DAYLILY  
 GAZANIA  
 GERANIUM  
 IRIS  
 JASMINE TOBACCO  
 MARIGOLD  
 PARTRIDGEBERRY  
 PETUNIA \*  
 PHLOX  
 PINKS  
 PORTULACA  
 SALVIA  
 SAXIFRAGE, ROCKFOIL  
 SEDUM  
 SNAPDRAGON \*  
 SWEET WILLIAM  
 TOUCH-ME-NOT  
 VERBENA  
 VIOLET  
 ZINNIA

**SCIENTIFIC NAME**

Ageratum spp.  
 Lobularia maritima  
 Asparagus setaceus  
 Chrysanthemum indicum  
 Potentilla spp.  
 Coleus spp.  
 Geranium spp.  
 Ficus pumila  
 Dahlia spp.  
 Hemerocallis spp.  
 Gazania spp.  
 Pelargonium hortorum  
 Iris spp.  
 Nicotiana glauca  
 Tagetes spp.  
 Mitchellia domestica  
 Petunia hybrida  
 Phlox spp.  
 Dianthus spp.  
 Portulaca grandiflora  
 Salvia spp.  
 Saxifraga spp.  
 Sedum spp.  
 Antirrhinum majus  
 Dianthus barbatus  
 Balsam spp.  
 Verbena hortensis  
 Viola spp.  
 Zinnia elegans

\* Slight foliage or flower speckling has been observed on these species.

**GROUND COVERS**

**COMMON NAME**

AJUGA  
 CREEPING CHARLIE  
 IVY, ENGLISH  
 IVY, VARIEGATED YELLOW  
 IVY, VARIEGATED WHITE  
 LIRIOPE, GREEN  
 LIRIOPE, VARIEGATED  
 MONEYWORT  
 MONDO GRASS  
 MONDO GRASS, DWARF  
 PERIWINKLE

**SCIENTIFIC NAME**

Ajuga reptans  
 Glechoma hederacea  
 Hedera helix  
 Hedera helix  
 Hedera helix  
 Liriope spp.  
 Liriope muscarii  
 Lysimachia nummularia  
 Ophiopogon japonicus  
 Ophiopogon japonicus "Nana"  
 Vinca minor



200124

# SHRUBS

## COMMON NAME

ABELIA  
AUCUBA  
AZALEA \*  
BAMBOO  
BOXWOOD  
CAMELLIA  
CLEYER  
CORALBERRY  
CRAPE MYRTLE  
EUONYMUS  
GARDENIA  
HOLLY  
HOLLY, CHINESE  
HOLLY, JAPANESE  
HONEYSUCKLE  
INDIAN HAWTHORN  
JAPANESE BARBERRY  
JASMINE  
JASMINE, ASIATIC  
JUNIPER, CHINESE  
JUNIPER, CREEPING  
JUNIPER, SHORE \*  
LANTANA  
NANDINA \*  
PHOTINIA  
PITTOSPORUM  
PODOCARPUS  
PRIVET  
PYRACANTHA  
RHODODENDRON  
ROSE  
SPIREA  
WISTERIA

## SCIENTIFIC NAME

Abelia spp.  
Aucuba spp.  
Rhododendron spp.  
Bambusa spp.  
Buxus sempervirens  
Camellia japonica  
Cleyera japonica  
Ardisia crenata  
Lagerstroemia indica  
Euonymus spp.  
Gardenia spp.  
Ilex spp.  
Ilex cornuta  
Ilex crenata  
Lonicera spp.  
Raphiolepis indica  
Berberis Thunbergii  
Jasmine spp.  
Trachelospermum asiaticum  
Juniperus chinensis  
Juniperus horizontalis  
Juniperus conferta  
Lantana spp.  
Nandinia domestica  
Photinia spp.  
Pittosporum spp.  
Podocarpus spp.  
Ligustrum spp.  
Pyracantha spp.  
Rhododendron spp.  
Rosa spp.  
Spiraea bumalda  
Wisteria spp.

\* Slight foliage or flower speckling has been observed on these species.

2/24/24

# RECOMMENDATIONS FOR ANNUAL GRASSES IN ORNAMENTALS

- Apply only to actively growing grasses at recommended weed heights.
- Apply when the first grass weed species in a mixed grass weed population reaches the recommended growth stage for treatment.
- Use the high rate under heavy grass pressure and/or when grasses are at maximum height.

GRASS SPECIES	WEED* HEIGHT INCHES	RATE FL. OZ./ ACRE	HIGH RATE	
		(1)	(2)	
Barnyardgrass	Echinochloa crusgalli	2-8	8	16
Broadleaf Signalgrass	Brachiaria platyphylla	2-6	8	16
Brome				
California	Bromus carinatus	2-6	8	16
Cheatgrass	Bromus secalinus	2-6	8	16
Downy	Bromus tectorum	2-6	8	16
Ripgut	Bromus diandrus	2-6	8	16
Crabgrass				
Hairy	Digitaria adscendens	2-6**	8	16
Large	Digitaria sanguinalis	2-6**	8	16
Smooth	Digitaria ischaemum	2-6**	8	16
Southern	Digitaria ciliaris	2-6**	8	16
Crowfootgrass	Dactyloctenium aegyptium	2-6**	8	16
Fall Panicum	Panicum dichotomiflorum	2-8	8	16
Field Sandbur	Cenchrus incertus	2-6	8	16
Foxtail				
Giant	Setaria faberi	2-12	8	16
Green	Setaria viridis	2-8	8	16
Yellow	Setaria glauca	2-8	8	16
Foxtail Barley	Hordeum jubatum	2-6	8	16
Goosegrass	Eleusine indica	2-6**	8	16
Itchgrass	Rottboellia exaltata	2-6	8	16
Junglerice	Echinochloa colona	2-6	8	16
Lovegrass (Stinkgrass)	Eragrostis cilanensis	2-6	8	16
Red Rice	Oryza sativa	1-3	8	16
Rygrass				
Hardy	Lolium perenne	2-6	8	16
Italian	Lolium multiflorum	2-6	8	16
Seedling Johnsongrass	Sorghum halepense	4-10	8	16
Shattercane	Sorghum bicolor	6-18	8	16
Southwestern Cupgrass	Eriochloa gracilis	2-6	8	16
Sprangle top				
Amazon	Leptochloa panicoides	2-6	6	8
Bearded	Leptochloa fascicularis	2-6	6	8
Mexican	Leptochloa uninervia	2-6	8	16
Red	Leptochloa filiformis	2-6	6	8
Texas Panicum	Panicum texanum	2-6	8	16
Volunteer Cereals				
Barley	Hordeum vulgare	2-6	8	16
Oats	Avena sativa	2-6	8	16
Rye	Secale cereale	2-6	8	16
Wheat	Triticum aestivum	2-6	8	16
Volunteer Corn	Zea mays	4-12	4	8
Volunteer Corn	Zea mays	12-24	8	16
Volunteer Grain Sorghum	Sorghum bicolor	8-12	6	8
Wild Oats	Avena fatua	2-6	8	16
Wild Proso Millet	Panicum miliaceum	2-10	8	16
Witchgrass	Panicum capillare	2-8	8	16
Woolly Cupgrass	Eriochloa villosa	2-8	8	16

\* Generally occurs between 3-leaf stage and tillering.

\*\* Length of lateral growth.

(1) 8 fl. oz./acre = approximately 0.2 fl. oz./1000 sq. ft.

(2) 16 fl. oz./acre = approximately 0.4 fl. oz./1000 sq. ft.

Add a non-ionic surfactant containing at least 80% active ingredient at the rate of 1 pt. per 50 gals. (0.25% v/v).

22 of 24

RECOMMENDATIONS FOR ANNUAL BLUEGRASS CONTROL WITH SELECT 2 EC HERBICIDE IN ORNAMENTALS			
GRASS SPECIES	WEED STAGE	RATE FL. OZ./ ACRE	HIGH RATE
Annual Bluegrass (Poa annua)	to 4-Leaf	6	16
<p>Apply under favorable soil moisture and humidity which exists within a few days after rainfall or within 7 days after irrigation. Grass needs to be actively growing at time of application(s).</p> <p>Apply at weed stage indicated on the label, as reduced control can be expected with more mature annual bluegrass.</p> <p>Use the high rate under heavy grass pressure and / or when annual bluegrass is more mature.</p> <p>Add a non-ionic surfactant containing at least 80% active ingredient at the rate of 1 pt. per 50 gals. (0.25% v/v).</p>			

#### RECOMMENDATIONS FOR PERENNIAL GRASSES

- Apply only to actively growing grasses at recommended weed heights.
- Apply when the first grass weed species in a mixed grass weed population reaches the recommended growth stage for treatment.
- Use the high rate under heavy grass pressure and/or when grasses are at maximum height.

GRASS SPECIES	WEED HEIGHT INCHES	RATE FL. OZ./ ACRE	HIGH RATE
Bermudagrass (Cynodon dactylon)		(1)	(2)
First Application	3 (or up to 6" runners)	8	16
Repeat Application(s) (if regrowth occurs)	3 (or up to 6" runners)	8	16
Quackgrass (Agropyron repens)			
First Application	4-8	8	16
Repeat Application(s) (if regrowth occurs)	4-8	8	16
Rhizome Johnsongrass (Sorghum halepense)			
First Application	12-24	8	16
Repeat Application(s) (if regrowth occurs)	6-18	6	8
Wirestem Muhly (Muhlenbergia frondosa)			
First Application	4-8	8	16
Repeat Application(s) (if regrowth occurs)	4-8	8	16

(1) 8 fl. oz./acre = approximately 0.2 fl. oz./1000 sq. ft.

(2) 16 fl. oz./acre = approximately 0.4 fl. oz./1000 sq. ft.

Add a non-ionic surfactant containing at least 80% active ingredient at the rate of 1 pt. per 50 gals. (0.25% v/v).

23 of 24

## STORAGE AND DISPOSAL

### PROHIBITIONS

Do not contaminate water, food or feed by storage, disposal or cleaning of equipment.  
Open dumping is prohibited.

### STORAGE

Keep pesticide in original container.  
Do not put concentrate or dilute into food or drink containers.  
Store in cool, dry place.  
Do not store diluted spray.

**Emergency Response:** For help with any spill, leak, fire or exposure involving this material, call day or night 1-800-892-0099.

### PESTICIDE DISPOSAL

Wastes resulting from the use of this product may be disposed of on site or at an approved waste disposal facility.

### CONTAINER DISPOSAL

Triple rinse (or equivalent). Do not reuse container. Offer for recycling or reconditioning, or puncture and dispose of in a sanitary landfill, or incineration, or, if allowed by State and local authorities, by burning. If burned, stay out of smoke.

### IMPORTANT INFORMATION. READ BEFORE USING PRODUCT.

**LIMITED WARRANTY:** 1. Valent U.S.A. Corporation warrants that this product conforms to the chemical description on the label and is reasonably fit for use under average conditions when used strictly in accordance with the directions on the labeling. Valent does not make nor authorizes any agent or representative to make, any other warranty, guarantee or representation, express or implied, concerning this product. Specifically, **NO IMPLIED WARRANTY OF MERCHANTABILITY OR FITNESS FOR ANY PARTICULAR PURPOSE IS MADE.**

2. Critical and unforeseeable factors beyond Valent's control prevent it from eliminating all risks in connection with the use of this product. Such risks include, but are not limited to, damage to plants and crops to which product is applied, lack of complete control over the handling and application of this product, and damage caused by drift to other plants or crops. Such risks occur even though the product is reasonably fit under average conditions for the uses stated on the labeling and even though label directions are followed. Buyer and user acknowledge and assume all risks and liability (except those assumed by Valent under 1 above) resulting from handling, storage, and use of the product.

3. Precautions stated on the labeling should be followed to avoid hazardous exposure to the product.

Copyright © 1997 by Valent U.S.A. Corporation

BASAGRAN® - Reg. TM of BASF AG.

BLAZER® - Reg. TM of BASF AG.

CLASSIC® - Reg. TM of E.I. DuPont de Nemours & Co. Inc. for chlorimuron ethyl herbicide.

ORTHENE® - Reg. TM of Monsanto Company for acephate insecticide.

PURSUIT® - Reg. TM of American Cyanamid Co. for imazethapyr herbicide.

REFLEX® - Reg. TM of ICI Americas, Inc. for fomesafen herbicide.

GALAXY™ - Trademark of BASF Corporation.

STORM® - Reg. TM of BASF Corporation.

Manufactured for

Valent U.S.A. Corporation

Walnut Creek, CA 94596-8025

Form R3100 E0.0961114

Made in U.S.A.

EPA Reg. No. 59639-3

EPA Est. No. 8655-AR-01

## THE VALENT RETURNABLE KEG

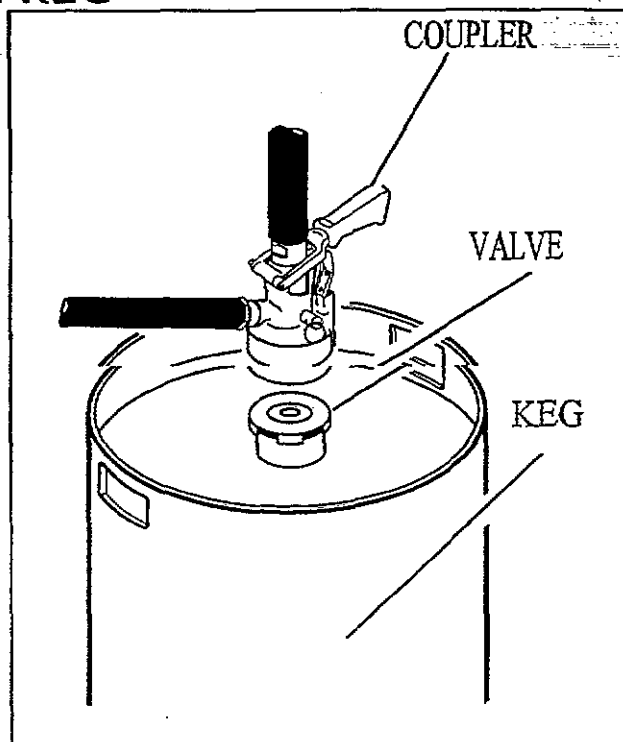
**Description:** This keg is a closed-system, refillable container designed for easy handling and convenient dispensing of product with no container disposal.

**Construction:** The keg is made of all stainless steel. Both the gaskets and seals are Viton and are compatible with the Valent product.

**Pump System:** With the versatility of the keg, either a mechanical pump or an air pressure system may be used to dispense the product.

**Coupler:** A specific dry-disconnect coupler is required for dispensing product from the keg. This coupler is available through local agricultural equipment suppliers.

**Container Capacity:** 15 gallons or 56.7 liters (by weight)



### ATTENTION!

This is a closed-system container. Do not try to remove the valve from the keg. The coupler required for removal of product is available from local agricultural equipment suppliers. The keg contains tamper evident seals that, if broken, will incur a fee for the user of the keg. Both the coupler and the valve are designed for one-way operation only. Never try to pump any type of material back into the keg.

### DIRECTIONS FOR USE

The proper coupler must be attached and engaged before removing any product from the keg. Either a mechanical pump or an air pressure system may be used and connected to the 1-inch NPT thread on the top of the coupler.

**IMPORTANT!** Attach a hose or pump to the coupler before engaging coupler. This will prevent the user from being splashed in the event that pressure build-up in the keg forces liquid up through the coupler.

#### To attach and engage the coupler:

1. Pull top of black dust cover back to expose head of valve. The bottom ring of the black dust cover will still be attached to the neck of the valve. Save the dust cover for reuse when returning keg.
2. Before engaging the coupler, securely attach a hose or pump to the threaded connection.
3. Twist coupler onto valve on keg, and engage coupler by pulling handle straight out to unlock and then pushing handle down into lower position to open internal valve. Handle will automatically lock in place.
4. Secure and engage coupler by pulling handle straight out to unlock and then pushing handle down into lower position to open internal valve. Handle will automatically lock in place.
5. You are now ready to begin the pumping operation.

#### To remove coupler from container:

1. Release coupler by pulling handle straight out to unlock and then lifting handle into upper position. Handle will automatically lock in place.
2. Lift coupler from keg. As coupler clears top of valve, pull coupler sideways and lift it off the valve.
3. Wipe valve off and replace dust cover.
4. Flush coupler with water, coupler and store in a clean place.
5. Wipe coupler and store in a clean place.
6. Properly dispose of cleaning towels and rinsate.

### RETURNING KEGS

Clean the outside of the keg with water or soap before returning the keg to the distributor. Leave all Valent product labels and stickers securely attached. All Valent product labels, stickers and other information must remain on the keg in order to comply with both State and Federal regulations.

All Valent kegs are tracked using the individual keg serial number stamped in the top of the keg. Distributors are responsible for these kegs that have been assigned to them. Return this keg to the distributor from which it was purchased. Notify the distributor if the keg cannot be returned by the specific time.