

58864 - 2

07/24/89

1/9

Best Copy Available

<p>US ENVIRONMENTAL PROTECTION AGENCY OFFICE OF PESTICIDES PROGRAMS REGISTRATION DIVISION (TS-767) WASHINGTON, DC 20460</p> <p>NOTICE OF PESTICIDE: <input type="checkbox"/> REGISTRATION <input type="checkbox"/> REREISTRATION</p> <p>(Under the Federal Insecticide, Fungicide, and Rodenticide Act, as amended)</p>	<p>DATE OF ISSUANCE JUL 24 1989</p> <p>TERM OF ISSUANCE Until Reregistration</p> <p>NAME OF PESTICIDE PRODUCT Back Tag EQ War Paint</p>
<p>NAME AND ADDRESS OF REGISTRANT (Include ZIP code)</p> <p><i>Amelia</i></p> <p>International Development & Licensing Corporation 3501 South 6th Street Lincoln, NE 68502</p> <p><i>and must be done with the...</i></p> <p><i>241</i></p>	
<p>NOTE: Changes in labeling formula differing in substance from that accepted in connection with this registration must be submitted to and accepted by the Registration Division prior to use of the label in commerce. In any correspondence on this product always refer to the above U.S. EPA registration number.</p>	
<p>On the basis of information furnished by the registrant, the above named pesticide is hereby Registered/Reregistered under the Federal Insecticide, Fungicide, and Rodenticide Act.</p>	
<p>A copy of the labeling accepted in connection with this Registration/Reregistration is returned herewith.</p> <p>Registration is in no way to be construed as an indorsement or approval of this product by this Agency. In order to protect health and the environment, the Administrator, on his motion, may at any time suspend or cancel the registration of a pesticide in accordance with the Act. The acceptance of any name in connection with the registration of a product under this Act is not to be construed as giving the registrant a right to exclusive use of the name or to its use if it has been covered by others.</p>	
<p>This product is conditionally registered in accordance with FIFRA section 3(c)(7)(A) provided that you:</p>	
<p>1. Submit/cite all data required for registration/reregistration of your product under FIFRA section 3(c)(5) when the Agency requires all registrants of similar products to submit such data.</p>	
<p>2. Make the labeling changes listed below before you release the product for shipment:</p>	
<p>a. Add the phrase "EPA Registration No. 58864-2."</p> <p>b. Change "control" to "repel," or "kills and repels."</p> <p>c. Change "Use Directions" to "Directions for Use." Then add the following statement:</p>	
<p style="text-align: center;">It is a violation of Federal law to use this product in a manner inconsistent with its labeling.</p>	
<p>d. Add "Wash thoroughly with soap after handling" to the Precautionary Statements.</p>	
<p><input type="checkbox"/> ATTACHMENT IS APPLICABLE</p> <p>SIGNATURE OF APPROVING OFFICIAL <i>[Signature]</i> DATE <i>7/24/89</i></p>	

e. All products where precautionary labeling appears on other than the front panel must bear the following referral statement:

See side (back) panel for additional precautionary statements.

- f. Add Storage Disposal statements to the box label and the dome top squeeze tube label.
- g. On page 5, delete the phrase ". . . is not irritating to the eye but" Implied or direct safety claims are not acceptable on pesticide labeling.
- h. The label should bear a statement informing the user not to apply to skin of a wet animal since, based upon efficacy data, the material will not adhere to moist surfaces.

3. The dermal sensitization study initially submitted in support of registration was classified as Core-Supplementary. Additional information/clarification is needed in order to upgrade this to an acceptable study (Core-Minimum). Refer to the enclosed Data Evaluation Report for additional information.

4. Submit five (5) copies of your final printed labeling before you release the product for shipment. Refer to the A-79 enclosure for a further description of final printed labeling.

If these conditions are not complied with, the registration will be subject to cancellation in accordance with FIFRA section 5(e). Your release for shipment of the product constitutes acceptance of these conditions.

A stamped copy of the label is enclosed for your records.

George T. LaRocca
Product Manager (15)
Insecticide-Rodenticide Branch
Registration Division (H7505C)

Enclosures

PRODUCT INSERT

WAR PAINT™ Insecticide Paste

For the Control of Face Flies, Horn Flies, Stable Flies, House Flies, Black Flies and Bot Flies on Horses & Foals

ACTIVE INGREDIENTS:

Permethrin: [(3-Phenoxyphenyl) methyl (+/-) cis, trans-3-(2,2-dichloroethyeny)-2,2-dimethyl- cyclopropanecarboxylate.....	7.0%
Related Reaction Products.....	0.6%
**Piperonyl Butoxide, Technical.....	14.0%
N-Octyl bicycloheptene dicarboximide.....	21.0%
INERT INGREDIENTS.....	57.4%
	100.0%

*cis trans isomer ratio:Min. 35% (+/-) cis and max.65% (+/-) trans.

**Equivalent to min. 11.2% (butylcarbityl) (6-propylpiperonyl) ether and max 2.0% related compounds.

Keep Out of Reach of Children

CAUTION

"Do Not Use This Product On Horses Intended For Human Food"

ACCEPTED
with COMMENTS
In EPA Letter Dated:

JUL 24 1989

Under the Federal Insecticide,
Fungicide, and Rodenticide Act as
amended for the pesticide
registered under EPA Reg. No.

50864-2

WAR PAINT™ INSECTICIDE PASTE

PRODUCT INSERT

PRODUCT DESCRIPTION: It requires very small amounts of WAR PAINT™ to kill and repel flies. Small amounts of WAR PAINT™ are placed on the horse only where flies tend to congregate.

WAR PAINT™ when applied to the horse, attaches to the hair of the horse and slowly releases the insecticide over a period of weeks. Full body fly control does not usually occur in the horse, until 1 to 2 days after the application. The reason for this is it takes awhile for the formulation to release the insecticide onto the horse's hair.

Because WAR PAINT™ is not only an insecticide, but also an effective repellent, you will notice that in the case of face fly activity, the repellent activity of the product will be apparent within hours if not immediately after application.

After a period of two to three weeks, as the insecticide is released onto the horse's hair, you will find that WAR PAINT™ becomes powdery and will fall off the horse's hair leaving no adverse effects on the horse's appearance.

USE DIRECTIONSFULL BODY FLY CONTROL:

Adult Horses: For the treatment of pasture horses, and those that are not going to be ridden for a period of weeks, it is recommended that a full dose, one tube, (12gms), of WAR PAINTTM be applied as a single treatment. This should provide adequate fly control for approximately two weeks on pastured horses.


Apply 1 gram under each eye, 2 grams on back and 2 grams on each leg below the hock or knee. (12grams total dose, one tube), as a single treatment. DO NOT REPEAT TREATMENT FOR 14 DAYS. See application techniques and illustrations below.

LOCAL FLY CONTROL

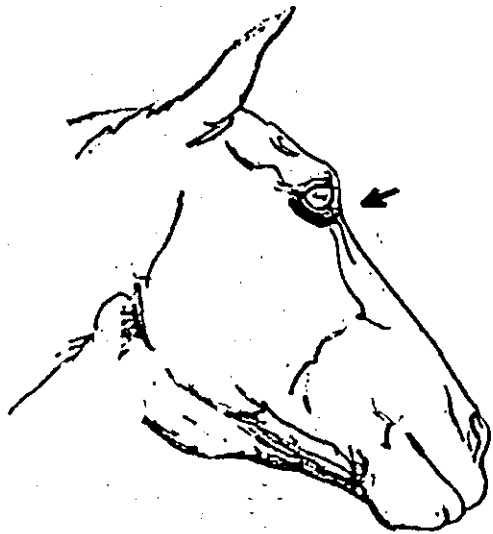
For horses that are to be ridden and handled frequently, lesser amounts of WAR PAINTTM applied more frequently are a better choice. Lesser amounts of WAR PAINTTM applied discreetly and prudently to the horse can provide effective local fly control for several days to a week. If this technique is used, remember not to apply more than one tube (12gms) of WAR PAINTTM to a horse in any 14 day period. See application techniques and illustrations below.

ILLUSTRATION

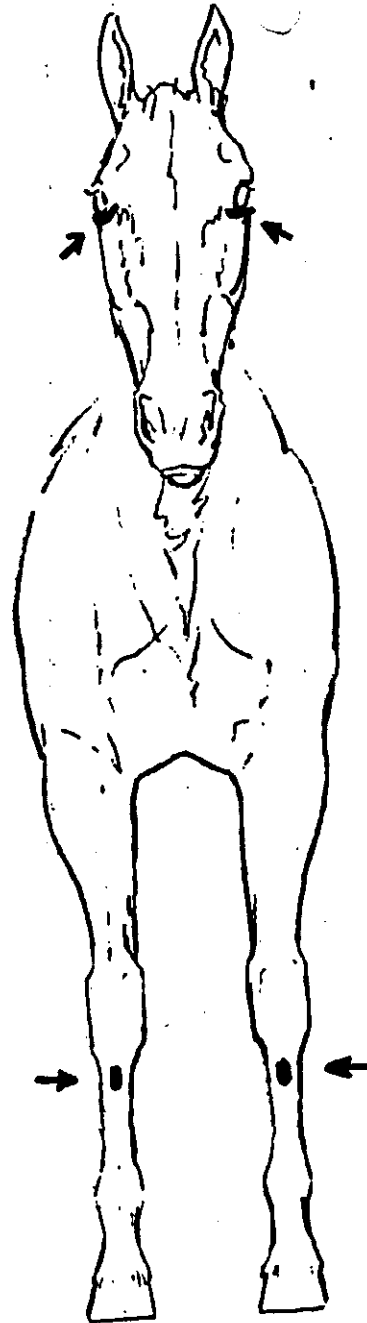
HOW TO APPLY WAR PAINT™



FULL BODY FLY CONTROL: Apply 12gms (1 tube) 1gm under each eye, 2gms on back and 2gms on each leg.



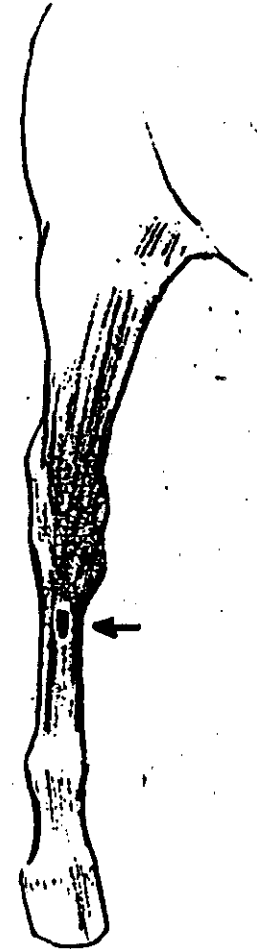
FACE FLY CONTROL: Apply under each eye - a 1/2inch wide stripe along the lower eyelid (This will apply 1gm to each eye.)



STABLE FLY CONTROL: Apply to the front of each leg. A 1" wide by 2 inch long stripe just below the knee and hock. These stripes will apply 2gms to each leg.

BOT FLY CONTROL

APPLY OVER EGGS INSTEAD OF ON FRONT OF LEGS



APPLICATION TECHNIQUES

FACE FLIES: APPLY 1 gram UNDER EACH EYE. Maximum control is achieved if WAR PAINT™ is applied under the eye, close to the eyelid. WAR PAINT™ is non-irritating to the eye, but should not be applied directly into the eye. Treatment may be repeated when flies again reach bothersome levels.

Invert tube while squeezing and apply a narrow ribbon of paste under each eye, from corner to corner along the lower lid. Smooth out with dome top on applicator tube to a 1/2 inch wide stripe under the eye.

A 1/2 inch wide stripe under the eye will apply approximately 1gm of WAR PAINT™ to each eye.

HORN FLIES, BLACK FLIES, AND HOUSE FLIES:
APPLY 2gms TO THE BACK.

To apply WAR PAINT™ to the back of the horse utilizing the squeeze tube applicator, invert the container and touch the tip of the applicator to a spot on the midline of the back just behind the withers. Squeeze the container and move the applicator tip to apply paste in a ribbon. Smooth out ribbon with dome top on tube to a one inch wide stripe. A 2 to 2 1/2 inch long by 1 inch wide stripe will apply approximately 2 grams of WAR PAINT™ to the back of the horse.

STABLE FLIES AND BOT FLIES: APPLY 2gms TO EACH LEG.

When applying WAR PAINT™ to the legs of the horse, utilizing the squeeze tube applicator, it is easiest to apply the material to the front of the horses leg. Start at a place on the front of the leg 2 to 2 1/2 inches below the knee or the hock. Invert the container and touch the tip of the applicator to the spot to be treated. While squeezing the container, move the applicator tip up the horses leg 2 to 2 1/2 inches toward the knee or hock, then stop and smooth out with dome top on tube to a 1 inch wide stripe.

BOT FLIES: To kill and repel bot flies during the egg laying season, WAR PAINT™ should be applied over the bot eggs already on the horse. A 2 to 2 1/2 inch by 1 inch wide stripe, should be painted over the area where the bot eggs exist. This should be done instead of applying WAR PAINT™ to the front of the leg since this application will also control stable flies.

FOALS: The same technique for applying WAR PAINT™ can be used on foals, except only 1/2 of the adult amounts should be used. One tube (12gms) will treat 2 foals. Since the foals eyes are smaller than adult horses a 1/2 inch wide stripe under each eye of a foal will apply only 1/2 gm of WAR PAINT™ to each eye. When applying WAR PAINT™ to a foals's back and legs make the stripe only 1/2 inch wide instead of the one inch wide stripe used on adult horses. This will insure that a foal will only receive one half of the adult horse dose. REMEMBER, ONE 12gm TUBE SHOULD TREAT TWO FOALS.

PRECAUTIONS FOR USE:

WAR PAINT™ once applied to the hair of the horse, cannot be wiped off. Therefore, it should not be applied within two or three weeks of an anticipated show or event in which the presence of small amounts of WAR PAINT™ on the horse's hair would have an adverse effect on the horse's appearance.

WAR PAINT™ will stain clothing and once it is on clothing, it is very difficult to remove. Therefore care should be taken in applying WAR PAINT™ to the horse to avoid getting it on clothing. If WAR PAINT™ does get on clothing, nail polish remover is helpful in removing it, but it often takes frequent applications of nail polish remover with frequent washings to remove the material from clothing. DO NOT USE NAIL POLISH REMOVER TO REMOVE WAR PAINT™ FROM A HORSE'S HAIR.

As with any product certain horses may be sensitive to one of the ingredients in WAR PAINT™ and develop some local irritation. If irritation occurs discontinue use. If irritation persists consult your Veterinarian.

HOW SUPPLIED:

Dome Top Squeeze Tube New wt. .42oz. (12gm)

PRECAUTIONARY STATEMENTS

Hazards to Humans and Domestic Animals

CAUTION: Harmful if swallowed or absorbed through the skin. Avoid contact with skin, eyes or clothing. Do not contaminate food or feedstuffs.

STATEMENT OF PRACTICAL TREATMENT

If swallowed: Contact a physician or poison control center immediately. If On Skin: Immediately remove contaminated clothing, wipe material from skin and wash affected area with plenty of soap and water. Contact a physician if irritation persists. Wash clothing prior to reuse. If in Eyes: Flush eyes with plenty of water. Contact a physician if irritation persists.

ENVIRONMENTAL HAZARDS

This product is toxic to fish and other aquatic animals. Do not contaminate any body of water with this product or by cleaning of equipment or disposal of wastes.

STORAGE AND DISPOSAL

For squeeze tube containers: Do not contaminate water, food or feed by storage or disposal. STORAGE: Tightly close cap and store in a dry place (preferably locked.) Avoid extreme temperatures. PESTICIDE DISPOSAL: Wastes resulting from the use of this product may be disposed of on site or at an approved waste disposal facility. CONTAINER DISPOSAL: Dispose of empty tube in a sanitary landfill or by incineration, or if allowed by state and local authorities, by burning. If burned, stay out of smoke.

WAR PAINTTM Insecticide Paste is a trade mark of INTERNATIONAL DEVELOPMENT & LICENSING CORP. Copyright 1989 INTERNATIONAL DEVELOPMENT & LICENSING CORP. U.S. and foreign patents pending.

EPA Reg. No. 58864-

EPA Est. _____

INTERNATIONAL DEVELOPMENT & LICENSING CORP.

3501 S 6th Street, Lincoln, Nebraska 68502

Made in U.S.A.