
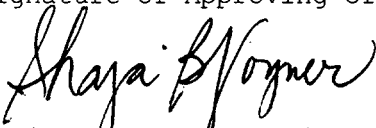


58185-33

8/4/2009

10920

 <p style="text-align: center;"><b>U.S. ENVIRONMENTAL PROTECTION AGENCY</b> Office of Pesticide Programs Registration Division (7505P) 1200 Pennsylvania Ave., N.W. Washington, D.C. 20460</p> <p>NOTICE OF PESTICIDE: <u>      </u> Registration <u>  XX  </u> Reregistration under FIFRA, as amended</p>	EPA Reg. Number: <b>58185-33</b>	Date of Issuance: <b>AUG 4 2009</b>
	Terms of Issuance: <b>Unconditional</b>	
	Name of Pesticide Product: <b>Domain FL</b>	
Name and Address of Registrant (include ZIP Code): <b>Scotts-Sierra Crop Protection Company 14111 Scottslawn Road Marysville, OH 43041</b>		
<p><b>Note:</b> Changes in labeling differing in substance from that accepted in connection with this registration must be submitted to and accepted by the Registration Division prior to use of the label in commerce. In any correspondence on this product always refer to the above EPA registration number.</p> <p>On the basis of information furnished by the registrant, the above named pesticide is hereby reregistered under the Federal Insecticide, Fungicide and Rodenticide Act. Registration is in no way to be construed as an endorsement or recommendation of this product by the Agency. In order to protect health and the environment, the Administrator, on his motion, may at any time suspend or cancel the registration of a pesticide in accordance with the Act. The acceptance of any name in connection with the registration of a product under this Act is not to be construed as giving the registrant a right to exclusive use of the name or to its use if it has been covered by others.</p> <p>Based on your responses to the thiophanate-methyl Reregistration Eligibility Document, EPA has reregistered the product listed above provided that you:</p> <ol style="list-style-type: none"> <li>1. Make the following changes to the label: <ol style="list-style-type: none"> <li>a. On page 2 put the <b>FIRST AID</b> instructions in a box to set them off from the rest of the text.</li> </ol> </li> </ol>		
Signature of Approving Official:  Shaja B. Joyner, Product Manager (20) Fungicide Branch, Registration Division		Date: <b>AUG 4 2009</b>

AUG 4 2009

- b. Change the section **HAZARDS TO HUMANS AND DOMESTIC ANIMALS** to read: **“CAUTION:** Harmful if swallowed. Wash thoroughly with soap and water after handling and before eating, drinking, chewing gum, using tobacco, or using the toilet.”
  - c. On page 3 add the header **“USER SAFETY REQUIREMENTS** above the paragraph **“Follow manufacturer’s instructions.... Do not reuse them.”**
  - d. On page 4 change the first paragraph below the **DIRECTIONS FOR USE** by deleting **“Not for homeowner use.”** and changing the next sentence to read **“Intended for use by certified applicators only or those....”**
  - e. On page 16 in the application rate table for Golf Course Greens, Tees and Aprons change the maximum single application rate to 5 1/8 and the maximum seasonal rate to 13 3/4.
  - f. On page 16 revise the **CONTAINER DISPOSAL** directions to comply with the requirements of PR Notice 2007-4.
2. Submit one copy of the final printed label that incorporates the required changes before the product is released for shipment.

This action is taken under the authority of section 4(g)(2)(c) of the Federal Insecticide, Fungicide, and Rodenticide Act, as amended. If these conditions are not complied with, the registration will be subject to cancellation in accordance with FIFRA section 6(e). Your release for shipment of the product constitutes acceptance of these conditions. Reregistration under this section does not eliminate the need for continual reassessment of pesticides. EPA may require submission of data at any time to maintain the registration of your product.

A copy of your label stamped “Accepted with Comments” is enclosed for your records. This label supersedes all labels previously accepted for this product.

The basic Confidential Statement of Formula (CSF) dated 5/20/09, submitted in connection with reregistration under the Federal Insecticide, Fungicide and Rodenticide Act as amended is acceptable. This CSF supersedes all CSFs previously accepted for this product.

30 of 20

Notice of Pesticide Reregistration  
Domain FL  
EPA Reg. No. 58185-33  
Page 3 of 3

AUG 4 2009

Shaja B. Joyner  
Product Manager (20)  
Fungicide Branch  
Registration Division (7505P)

Enclosure:

- Label stamped "Accepted with Comments"
- PRB Preliminary Label Review dated November 20, 2008
- Product Chemistry Review DP358329 dated October 10, 2008
- Product Chemistry Review DP348441 dated January 24, 2008
- Acute Toxicity Review DP345678 dated January 8, 2008

40920

*Bold, italicized text is information for the reader and is not part of the label.*  
[Bracketed information is optional text.]

EPA Reg. No. 58185-33

*Note to PM: Supplemental labeling*

**ACCEPTED  
with COMMENTS  
In EPA Letter Dated**

Master Label

EPA Reg. No. 58185-33

**AUG 4 2009  
Under the Federal Insecticide,  
Fungicide, and Rodenticide Act  
as amended, for the pesticide  
registered under EPA Reg. No.**

58185-33

**Domain FL**

**Liquid Flowable Systemic  
Turf and Ornamental Fungicide**

Controls a broad spectrum of diseases of containerized woody shrubs and trees, herbaceous, bedding, flowering and tropical foliage plants, shrubs, trees and flowers in the landscape, interiorscape, greenhouse, slat and saran house, nursery and diseases of turfgrasses.

- Broad spectrum:
  - controls ornamental pathogen species in 47 fungal genera.
  - controls 13 key turf diseases.
- Contains thiophanate-methyl, a substitute for benlate.
- Labeled for greenhouse, nursery, landscape, interiorscape and field use on a wide variety of plants.
- Apply by foliar spray, drench, or dip.
- Long lasting systemic activity.
- Can be tank mixed with many plant protection products.

**PACKAGING**

Unit Size: XX gal.

Units Per Case: X

STOCK #XXXX

[See next page for label information]

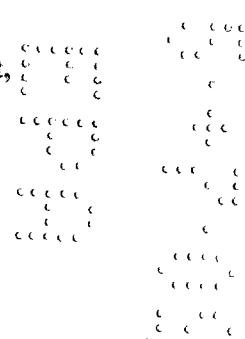
Manufactured for [by]:

Scotts-Sierra Crop Protection Company

14111 Scottslawn Road · Marysville, OH 43041

See back/side/fold out panel for additional precautionary statements.  
Carefully read and follow labeling for directions for use.

**If you have any questions regarding the use of this product,  
call TOLL FREE 1-800-492-8255**



50f 20

*Bold, italicized text is information for the reader and is not part of the label.*  
[Bracketed information is optional text.]

EPA Reg. No. 58185-33

**GROUP 1 FUNGICIDE**

*Note to PM: Front Panel*

**Domain FL**  
**Liquid Flowable Systemic**  
**Turf and Ornamental Fungicide**

ABN: AllBan® FLO

**ACTIVE INGREDIENT:**

Thiophanate-Methyl† ..... 46.2%

**OTHER INGREDIENTS:** ..... 53.8%

Total ..... 100.0%

†CAS #23564-05-8

Contains 4.5 lbs. thiophanate-methyl per gallon

Si usted no entiende la etiqueta, busque a alguien para que se la explique a usted en detalle. (If you do not understand the label, find someone to explain it to you in detail.)

**KEEP OUT OF REACH OF CHILDREN**  
**CAUTION**

EPA Reg. No. 58185-33

EPA Est. 37429-GA-2<sup>G</sup>

EPA Est. 67545-AZ-1<sup>Y</sup>

Superscript is first letter of lot number.

Product of U.S.A.

**NET WEIGHT:** Two XX Gal.(XX L) Containers  
Four X Gal.(XX L) Containers

**FIRST AID**

**IF SWALLOWED:** Call a poison control center or doctor immediately for treatment advice. Have person sip a glass of water if able to swallow. Do not induce vomiting unless told to do so by a poison control center or doctor. Do not give anything by mouth to an unconscious person.

Have the product container or label with you when calling poison control center or doctor or going for treatment. You may also call 1-877-561-6584 for emergency medical assistance.

**PRECAUTIONARY STATEMENTS**  
**HAZARDS TO HUMANS AND DOMESTIC ANIMALS**

**CAUTION.** Harmful if swallowed. Wash thoroughly with soap and water after handling and before eating, drinking, chewing gum, or using tobacco.

60220

*Bold, italicized text is information for the reader and is not part of the label.*  
[Bracketed information is optional text.]

EPA Reg. No. 58185-33

### PERSONAL PROTECTIVE EQUIPMENT (PPE)

Some materials that are chemical-resistant to this product are barrier laminate, butyl rubber  $\geq$  14 mils, nitrile rubber  $\geq$  14 mils, neoprene rubber  $\geq$  14 mils, polyvinyl chloride (PVC)  $\geq$  14 mils, and Viton  $\geq$  14 mils. If you want more options, follow the instructions for category C on an EPA chemical-resistance category selection chart.

Handlers mixing, loading and applying the product as a dip must wear:

- Coveralls over long sleeved shirt and long pants,
- Chemical-resistant gloves,
- Chemical resistant footwear plus socks,
- A chemical-resistant apron.

All other mixers and loaders and applicators must wear:

- Long-sleeved shirt and long pants,
- Shoes plus socks,
- Chemical-resistant gloves for all mixers and loaders and for applicators using hand held equipment, and
- Chemical-resistant apron for mixers, loaders and other handlers exposed to the concentrate.

Follow manufacturer's instructions for cleaning/maintaining PPE. If no such instructions for washables exist, use detergent and hot water. Keep and wash PPE separately from other laundry. Discard clothing and other absorbent materials that have been drenched or heavily contaminated with this product's concentrate. Do not reuse them.

#### Engineering Controls:

When handlers use enclosed cabs in a manner that meets the requirements listed in the Worker Protection Standard (WPS) for agricultural pesticides [40 CFR 170.240(d)(4-6)], the handler PPE requirements may be reduced or modified as specified in the WPS.

#### USER SAFETY RECOMMENDATIONS

Users should:

- Wash hands before eating, drinking, chewing gum, using tobacco or using the toilet.
- Remove clothing/PPE immediately if pesticide gets inside. Then wash thoroughly and put on clean clothing.
- Remove PPE immediately after handling this product. Wash the outside of gloves before removing. As soon as possible, wash thoroughly and change into clean clothing.

#### ENVIRONMENTAL HAZARDS

Do not apply directly to water, or to areas where surface water is present or to intertidal areas below the mean high water mark. Runoff from treated areas may be hazardous to

70920

*Bold, italicized text is information for the reader and is not part of the label.*  
[Bracketed information is optional text.]

EPA Reg. No. 58185-33

aquatic organisms in neighboring areas. Do not contaminate water when disposing of equipment wash waters.

*Note to PM: End of Front Panel*

#### DIRECTIONS FOR USE

IT IS A VIOLATION OF FEDERAL LAW TO USE THIS PRODUCT IN A MANNER INCONSISTENT WITH ITS LABELING.

Not for homeowner use. For use only by certified applicators or those under their immediate supervision. Do not apply with fixed wing or rotary aircraft. Not for use on turf being grown for sale or other commercial use as sod. Do not apply to home orchards/backyard fruit trees after fruit set.

Do not apply this product in a way that will contact workers or other persons, either directly or through drift. Only protected handlers may be in the area during application. For any requirements specific to your State or Tribe, consult the agency responsible for pesticide regulation.

#### AGRICULTURAL USE REQUIREMENTS

Use this product only in accordance with its labeling and with the Worker Protection Standard, 40 CFR part 170. This standard contains requirements for the protection of agricultural workers on farms, forests, nurseries, and greenhouses and handlers of agricultural pesticides. It contains requirements for training, decontamination, notification and emergency assistance.

It also contains specific instructions and exceptions pertaining to the statements on this label about personal protective equipment (PPE) and restricted-entry interval. The requirements in this box only apply to uses of this product that are covered by the Worker Protection Standard.

Do not enter or allow worker entry into treated areas during the restricted-entry interval (REI) of 12 hours.

Notify workers of the application by warning them orally and by posting warning signs at entrances to treated areas.

Exemption: If the product is applied by drenching, the Worker Protection Standard, under certain circumstances, allows workers to enter the treated area if there will be no contact with anything that has been treated.

PPE required for early entry to treated areas that is permitted under the Worker Protection Standard and that involves contact with anything that has been treated, such as plants, soil or water, is:

- Coveralls over long sleeved shirt and long pants,
- Chemical-resistant gloves made of any waterproof material,
- Chemical-resistant footwear plus socks, and
- Chemical-resistant headgear for overhead exposures.

*Bold, italicized text is information for the reader and is not part of the label.*  
[Bracketed information is optional text.]

EPA Reg. No. 58185-33

**NON-AGRICULTURAL USE REQUIREMENTS**

The requirements in this box apply to uses of this product that are NOT within the scope of the Worker Protection Standard for agricultural pesticides (40 CFR Part 170). The WPS applies when this product is used to produce agricultural plants on farms, forests, nurseries, or greenhouses.

- Do not enter or allow others to enter until sprays have dried.

**CHEMIGATION INFORMATION**

Chemigation is prohibited in the State of California.

**INTRODUCTION**

Pesticide labels contain Directions For Use that are necessary for effecting the purpose for which the product is intended. Further, they protect health and the environment from risks of pesticide contamination of ground water and decrease direct human exposure to pesticide-treated irrigation water.

Apply this product only through pressurized drench (flood), sprinkler, or drip (trickle) irrigation systems. Do not apply this product through any other type of irrigation systems.

Crop injury, lack of effectiveness, or illegal pesticide residues in the crop can result from non-uniform distribution of treated water.

If you have questions about calibration, you should contact State Extension Service specialists, equipment manufacturers, or other experts.

Do not connect any irrigation system (including greenhouse systems) used for pesticide application to a public water system unless the pesticide label-prescribed safety devices for public water systems are in place.

Should the need arise, a person knowledgeable of the chemigation system and responsible for its operation or under the supervision of the responsible person, shall shut the system down and make necessary adjustments.

**Pressurized Drench (Flood) System**

Systems utilizing a pressurized water and pesticide injection system must meet the following requirements:

- Systems using a gravity flow pesticide dispensing system must meter the pesticide into the water at the head of the field and downstream of a hydraulic discontinuity such as a drop structure or weir box to decrease potential for water source contamination from backflow if water flow stops.
- The system must contain a functional check valve, vacuum relief valve, and low pressure drain appropriately located on the irrigation pipeline to prevent water source contamination from backflow.



*Bold, italicized text is information for the reader and is not part of the label.* EPA Reg. No. 58185-33  
[Bracketed information is optional text.]

- The pesticide injection pipeline must contain a functional, automatic, quick-closing check valve to prevent the flow of fluid back toward the injection pump.
- The pesticide injection pipeline must also contain a functional, normally closed, solenoid-operated valve located on the intake side of the injection pump and connected to the system interlock to prevent fluid from being withdrawn from the supply tank when the irrigation system is either automatically or manually shut down.
- The system must contain functional interlocking controls to automatically shut off the pesticide injection pump when the water pump motor stops.
- The irrigation line or water pump must include a functional pressure switch which will stop the water pump motor when the water pressure decreases to the point where pesticide distribution is adversely affected.
- Systems must use a metering pump, such as a positive displacement injection pump (e.g., diaphragm pump), effectively designed and constructed of materials that are compatible with pesticides and capable of being fitted with a system interlock.

**Sprinkler Chemigation**

- The system must contain a functional check valve, vacuum relief valve, and low pressure drain appropriately located on the irrigation pipeline to prevent water source contamination from backflow.
- The pesticide injection pipeline must contain a functional, automatic, quick-closing check valve to prevent the flow of fluid back toward the injection pump.
- The pesticide injection pipeline must also contain a functional, normally closed, solenoid-operated valve located on the intake side of the injection pump and connected to the system interlock to prevent fluid from being withdrawn from the supply tank when the irrigation system is either automatically or manually shut down.
- The system must contain functional interlocking controls to automatically shut off the pesticide injection pump when the water pump motor stops.
- The irrigation line or water pump must include a functional pressure switch which will stop the water pump motor when the water pressure decreases to the point where pesticide distribution is adversely affected.
- Systems must use a metering pump, such as a positive displacement injection pump (e.g., diaphragm pump), effectively designed and constructed of materials that are compatible with pesticides and capable of being fitted with a system interlock.
- Irrigate the crop prior to applying Domain FL in order to ensure even moisture content over the entire crop.
- Apply Domain FL at the appropriate concentration for the crop and disease(s) targeted.
- Referring to the rate information contained in this label, apply the appropriate volume of fungicide solution to the crop.
- Upon completing the application of the appropriate volume of Domain FL, allow the irrigation system to run long enough to flush the irrigation lines clear of

*Bold, italicized text is information for the reader and is not part of the label.* EPA Reg. No. 58185-33  
[Bracketed information is optional text.]

fungicide solution. Do not apply more clear water than is necessary to flush the lines or poor disease control may result.

- Do not apply when wind speed favors drift beyond the area intended for treatment.

### Drip (Trickle) Chemigation

- The system must contain a functional check valve, vacuum relief valve, and low pressure drain appropriately located on the irrigation pipeline to prevent water source contamination from backflow.
- The pesticide injection pipeline must contain a functional, automatic, quick closing check valve to prevent the flow of fluid back toward the injection pump.
- The pesticide injection pipeline must also contain a functional, normally closed, solenoid-operated valve located on the intake side of the injection pump and connected to the system interlock to prevent fluid from being withdrawn from the supply tank when the irrigation system is either automatically or manually shut down.
- The system must contain functional interlocking controls to automatically shut off the pesticide injection pump when the water pump motor stops.
- The irrigation line or water pump must include a functional pressure switch which will stop the water pump motor when the water pressure decreases to the point where pesticide distribution is adversely affected.
- Systems must use a metering pump, such as a positive displacement injection pump (e.g., diaphragm pump), effectively designed and constructed of materials that are compatible with pesticides and capable of being fitted with a system interlock.

**General Information:** Pesticide supply tanks are recommended for the application of these products. See label instructions for dilution use rates and timing of application. For emulsifiable concentrates – agitate prior to use. For wettable powders – agitate continuously during application.

### GENERAL INFORMATION

Domain FL provides broad spectrum disease control on containerized woody, flowering, herbaceous, and tropical foliage ornamental plants, trees, ornamentals in the plantscape, and turfgrasses.

Do not apply when wind speed favors drift beyond the area intended for treatment.

Add required amount of Domain FL after adequate shaking to partially filled tank agitated by mechanical or hydraulic means, and then add remaining required amount of water. Continuous agitation is recommended to keep the material in suspension. Make fresh daily.

Apply Domain FL with ground equipment, using sufficient volume of spray to provide thorough coverage. Do not tank mix with copper containing materials or with highly alkaline pesticides, such as Bordeaux mixture or lime sulfur. No claim of compatibility

*Bold, italicized text is information for the reader and is not part of the label.* EPA Reg. No. 58185-33  
[Bracketed information is optional text.]

with other pesticides is implied. Use the higher concentration or rates under conditions of severe disease pressure or when application intervals are shorter than 14 days due to persistent rainfall. Also, see local State Extension Service Recommendations for application schedules.

**IMPORTANT:** If, after using Domain FL as recommended, treatment is not effective, a tolerant strain of fungus may be present. Consult your local Scotts representative or distributor, your State Agricultural Experiment Station or your State Agricultural Extension Service for advice on the prompt use of some other labeled fungicide.

SHAKE WELL BEFORE USING

**Resistance Management Recommendations**

Domain FL contains a Group 1 fungicide. Fungal isolates with acquired resistance to Group 1 may eventually dominate the fungal population if Group 1 fungicides are used repeatedly in the same field or in successive years as the primary method of control for targeted species. This may result in partial or total loss of control of those species by Domain FL or other Group 1 fungicides.

To delay fungicide resistance consider:

- Avoiding the consecutive use of Domain FL, or other target site of action Group 1 fungicides that have a similar target site of action, on the same pathogens.
- Using tank-mixtures or premixes with fungicides from different target site of action Groups as long as the involved products are all registered for the same use and are both effective at the tank mix or prepack rate on the pathogen(s) of concern.
- Basing fungicide use on a comprehensive IPM program.
- Monitoring treated fungal populations for loss of field efficacy.
- Contacting your local extension specialist, certified crop advisors, and/or manufacturer for fungicide resistance management and/or IPM recommendations for specific crops and resistant pathogens.

For further information or to report suspected resistance, you may contact Scotts at 800-492-8255 or at [www.scottspro.com](http://www.scottspro.com).

**HORTICULTURAL APPLICATIONS  
GREENHOUSE, SLAT AND SARAN HOUSES, NURSERY, LANDSCAPE AND  
INTERIORSCAPE.**

Domain FL is broad spectrum in activity controlling foliar, stem and below ground diseases on a wide range of horticultural plants grown or maintained under a wide variety

***Bold, italicized text is information for the reader and is not part of the label.*** EPA Reg. No. 58185-33  
[Bracketed information is optional text.]

of conditions. Begin foliar applications 14 to 21 days prior to when a particular disease usually appears, and at the very latest, upon first signs of disease. Usual spray intervals range from 7 to 14 days, the latter as preventative and the former under times when conditions are judged acceptable for disease development. With hard to wet plant foliage (such as foliage with waxy surfaces), an acceptable wetting agent added to the spray tank according to label may increase product efficacy. Where excessive and repeated foliar wetting occurs, use of a spreader-sticker is suggested at labeled concentration. Where previously untested adjuvants with Domain FL are considered, follow the trial suggestions under the "Note Concerning Adjuvants" below before full scale use.

NOTE: Domain FL has been determined to be safe for use on the plant types listed in these directions based on cumulative data derived from research product trials and historical field use. Since all species and cultivars have not been tested, it is suggested that trial applications be performed if a user wishes to make an application to a plant type not listed on the label but found on a similar use site and for a disease that is listed on the label. To at least 25 trial plants, make at least two applications at the highest concentration 7 days apart and evaluate 7 days after the last application before initiating full scale application. Maximum rate for cut flowers is 0.5 lb a.i./acre/application. This product is not recommended for the following plants: *Nephrolepis exaltata*, *Plectranthus australis*, and *Hatiora gaertneri*.

<u>PLANT TYPE</u>	<u>such as but not limited to</u>
Herbaceous Bedding	Ageratum, Begonia, Canna, Coleus, Dahlia, Dusty Miller, Foxglove, Fuchsia, Geranium, Impatiens, Lavender, Marigold, Pansy, Petunia, Pinks, Primrose, Salvia, Statice, Strawflower, Tickseed, Verbena
Flowering	Chrysanthemum, Hydrangea, Hollyhock, Iris, Lily, Poinsettia
Tropical Foliage	Dieffenbachia, Dracaena, English Ivy, Philodendron, Pothos
Woody Ornamentals	Azalea, Hibiscus, Holly, Ligustrum, Rhododendron, Rose, Pyracantha
Evergreen Trees	Douglas Fir, Fir, Larch, Pine, Spruce
Deciduous Trees <sup>1</sup>	Ash, London Plane, Maple, Oak, Sycamore, Walnut
Flowering Trees <sup>1</sup>	Cherry, Crabapple, Hawthorn, Mountain Ash, Pear

<sup>1</sup>Do not apply to home orchards/backyard fruit trees after fruit set.

### FOLIAR SPRAY APPLICATIONS

#### Hydraulic Application Mixing Instructions

After shaking, add the required amount of Domain FL to a partially filled spray tank agitated by mechanical or hydraulic means and then add remaining amount of water. Maintain continuous agitation to keep the material in suspension and apply with properly calibrated spray equipment.

130420

***Bold, italicized text is information for the reader and is not part of the label.***  
 [Bracketed information is optional text.]

EPA Reg. No. 58185-33

**Application Concentrations (Mechanical or Hand Held)**

Use the recommended amount of Domain FL per 100 gallons of water for the prevention and control of the disease shown below.

<b>Disease(s) Controlled</b>	<b>Concentration of Domain FL fl. Oz./100 gal.*</b>
----------------------------------	---

**Anthracnose**

*Colletotrichum*

Apply as buds break or at first sign of disease.  
 Repeat at 7-14 day (d) intervals as needed  
 during disease period.

10¾-20

**Black Spot of Rose**

*Diplocarpon rosae*

Apply early summer or at first sign of disease.  
 Repeat every 7-14 days as needed during disease  
 period.

10¾-20

**Brown Rot and Blight**

*Monilinia, Sclerotinia, Whetzellinia*

Apply late Spring or at first sign of disease. Repeat  
 every 7-14 days as needed during disease period.

10¾-20

**Fusicladium and Venturia Leaf Scabs on:**

*Crabapple, Hawthorn, Pear, Mountain Ash,  
 Pyracantha, etc.*

Apply as buds break. Repeat every 7-14 days  
 during disease period. Effective control requires  
 coverage during expansion. Rotations with  
 chlorothalonil or propiconazole can be utilized.

10¾-20

**Leaf Spots and Blights caused by:**

*Ascochyta, Blumeriella, Botrytis, Cercospora,  
 Cocomyces, Corynespora, Curvularia, Didymellina,  
 Entomosporium, Fabraea, Fusarium, Ramularia,  
 Rhizoctonia, Marssonina, Mycosphaerella,  
 Myrothecium, Phoma, Physalospora, Schizothyrium,  
 Septoria, Sphaceloma*

Apply when disease symptoms first appear. Repeat  
 every 7-14 days during disease period. Rotations  
 with chlorothalonil can be utilized.

10-14½

**Ovulinia Blight**

Apply as flowers open. Repeat every 7-14 days  
 during disease period.

7¼-20

***Bold, italicized text is information for the reader and is not part of the label.***  
 [Bracketed information is optional text.]

EPA Reg. No. 58185-33

<b>Disease(s) Controlled</b>	<b>Concentration of Domain FL fl. Oz./100 gal.*</b>
----------------------------------	---

**Powdery Mildews**

*Erysiphe, Microsphaera, Phyllactinia, Podosphaera,  
Oidium, Sphaerotheca*

Apply when disease first appears and repeat every 7-14 days. Rotations with other effective products is recommended. 10-20

**Rust Diseases caused by:**

*Puccinia, Gymnosporangium, Uromyces*

Apply late Spring or when symptoms first appear. Repeat every 7-14 days during disease period. Rotations with other effective products is recommended. 10 1/4-20

**Tip Blight of Pine**

*Sphaeropsis sapinea, Diplodia pinea*

Begin application in Spring when new growth starts. Make a second application just before needles emerge from the sheath and a third application 7 days later. Thorough coverage is essential for optimal disease control. 14 1/2-20

**Twig Blights, Cankers, and Diebacks**

*Diaporthe, Kabatina, Phoma, Phomopsis*

Apply when symptoms first appear. Repeat every 7-14 days during disease period. 14 1/2-20

\*For California applications use the highest labeled concentration, except for Leafspots, Blights, and Powdery Mildews use the lowest labeled concentration. For Twig Blights, Cankers and Diebacks use 22 1/2 to 30 ounce concentration.

**Note Concerning Adjuvants:** In situations where rainfall and/or overhead irrigation is the norm, use of a compatible spreader/sticker is suggested. Where wetting of foliage is difficult, use instead a compatible wetting agent. Follow the phytotoxicity precautions stated previously under "Horticultural Applications" note.

**SOIL DRENCH APPLICATIONS**

**Mixing Instructions:** Add required amount of Domain FL to partially filled tank agitated by mechanical or hydraulic means. Then add remaining required amount of water. Maintain continuous agitation to keep the material in suspension.

**Application Concentrations/Rates and Timing for Disease Control\*\*:** Use 7 1/2 to 20 fl. ounces of Domain FL per 100 gallons of water. Apply as a heavy spray or drench at

150P20

***Bold, italicized text is information for the reader and is not part of the label.*** EPA Reg. No. 58185-33  
[Bracketed information is optional text.]

the rate of 1/2 to 2 pints per square foot (100 gallons per 1,600 to 400 square feet). For shallow flats and small pots up to 4 inch size, apply at 1 pint per square foot. For pots and containers 4 inches or larger, refer to following table for the volume to apply. Applications may be repeated at 4 to 8 week intervals, the frequency depending upon presence of disease and optimum conditions for disease development.

\*\* For California applications use 20 ounces of Domain FL per 100 gallons of water.

Container Type	Volume to Apply/Container	
	@ 1 pt./ft. <sup>2</sup> Rate	@ 2 pt./ft. <sup>2</sup> Rate
4 inch	2 fl. oz	
5 inch	2 1/2 fl. oz	
6 inch		6 1/2 fl. oz.
7 inch		8 1/2 fl. oz.
8 inch		11 fl. oz
9 inch		14 fl. oz.
10 inch		17 1/2 fl. oz.

Above 10 inch in nursery container production, a drench volume of 2 1/2 to 3 pints per square foot of surface area may be required.

**Plant Types:** containerized woody shrubs, trees, herbaceous/bedding, flowering, and tropical foliage plants and flowers and bedding plants in the landscape.

**Note:** Application of this product to plug trays or seeding flats at time of seeding is not recommended.

**Soil Diseases Controlled:** Botrytis, Cyndrocladium, Fusarium, Gliocladium, Myrothecium, Penicillium, Ramularia, Rhizoctonia, Sclerotinia and Thielaviopsis.

**Note:** Pythium, Phytophthora and Cyndrocladium spathiphlli are not controlled by Domain FL. For broad spectrum control, Banrot WP use is suggested.

**PREPLANT/POST HARVEST DIPS**

**Mixing Instructions:** Mix as previously instructed for foliar spray and drench applications. Keep solution in agitation.

**Application Concentration and Dipping Time**

Plants or Cuttings<sup>1</sup> – Use 14 1/2 to 21 1/2 fluid ounces of Domain FL per 100 gallons of water. Immerse plants or cuttings for 10 to 15 minutes, remove and allow to drain and preferably dry. Wear clothing outlined in "PPE Requirements" for applicators and other handlers.

Bulbs, Corms, Tubers and Rhizomes<sup>2</sup> – Use 14 1/2 to 33 fluid ounces of Domain FL per 100 gallons of water or 2 teaspoons of Domain FL per gallon of water. Soak cleaned bulbs for 15 to 30 minutes in warm dip (80-85° F) preferably within 48 hours of digging. Dry bulbs after treatment. If bulbs are for forcing, treat bulbs that have been heat-cured.

<sup>1</sup>For California applications use 20 fluid ounces of Domain FL per 100 gallons of water.

1100f20

*Bold, italicized text is information for the reader and is not part of the label.* EPA Reg. No. 58185-33  
[Bracketed information is optional text.]

<sup>2</sup>For California applications use 33 fluid ounces of Domain FL per 100 gallons of water.

**Plant Types:** Propagated units of woody herbaceous, flowering and tropical foliage plants. Bulbs, corms, tubers, and rhizomes of plants such as but not limited to Caladium, Easter Lily, Tulip, Gladiolus, Daffodil, Iris.

**Diseases Controlled:** Botrytis, Cylindrocladium, Fusarium, Gliocladium, Myrothecium, Penicillium, Ramularia, Rhizoctonia, Sclerotinia, Thielaviopsis.

### INTERIORESCAPE AND PLANTSCAPE USE

**Spray Application:** Mix well before spraying. It is important to assure complete coverage by spraying foliage to runoff, thoroughly wetting upper and lower leaf surfaces. Use concentrations recommended under "Ornamentals" for foliar, twig and drench application. When applied in public areas, use a coarse, low pressure spray. Apply during non-business hours or cordon off area during spraying and until spray has dried. Avoid spraying wall coverings, plastic (vinyl) surfaces, drapes, carpets, and upholstery.

### TURF APPLICATION DIRECTIONS

Domain FL is a liquid flowable fungicide with broad spectrum activity against certain foliar and soil diseases for use on all turf types such as golf course greens, tees and fairways, athletic fields, cemeteries, parks, and commercial and home lawns. Domain FL can be used both preventatively and curatively and is not phytotoxic when used as directed. Not for use on turf being grown for sale or other commercial uses as sod.

**Mixing Instructions:** Add required amount of Domain FL to partially filled tank agitated by mechanical or hydraulic means. Then add remaining required amount of water. Maintain continuous agitation to keep the material in suspension. For best results use spray mixture the same day it is prepared.

**Turf Types:** All cool season and warm season grasses (such as but not limited to Bentgrasses, Bermudagrasses, Bluegrasses, Fescues, Ryegrasses, St. Augustinegrasses, and Zoysiagrasses) or their mixtures.

Disease(s) Controlled	Rate of Domain FL fl. oz./1000 sq. ft.**
<b>Anthracnose – Foliar</b> ( <i>Colletotricum graminicola</i> ) Apply when disease first appears. Continue at 14 day intervals as needed. Spray should dry on leaves with no "watering in." *Note: Use 3½ - 5½ fl. oz. rate for curative response to Basal Stem Anthracnose.	2-3½ (3½ - 5½)*
<b>Bentgrass Dead Spot</b> ( <i>Ophiosphaerella agrostis</i> ) Apply in summer when symptoms first appear and repeat at 14-day intervals for suppression.	3½-5½



170P 20

*Bold, italicized text is information for the reader and is not part of the label.*  
[Bracketed information is optional text.]

EPA Reg. No. 58185-33

<b>Disease(s) Controlled</b>	<b>Rate of Domain FL fl. oz./1000 sq. ft.**</b>
<b>Bermudagrass Decline</b> ( <i>Gaeumannomyces graminis</i> <i>var. graminis</i> ) and <b>Take-All-Patch</b> ( <i>Gaeumannomyces graminis var. avenae</i> ) Apply in summer when symptoms first appear and repeat at 14-day intervals for suppression. Use high rates during severe disease pressure.	3½-5½
<b>Coprinus Snow Mold</b> ( <i>Coprinus psychromorbidus</i> ) Make 2 applications at 21-day intervals in late fall or early winter. Make second application just prior to first permanent snow cover.	3½-5½
<b>Dollar Spot</b> ( <i>Scierotinia homoeocarpa</i> ), <b>Copper Spot</b> ( <i>Gloeocerospora sorghi</i> ), <b>Brown Patch and Zoysia Patch</b> ( <i>Rhizoctonia solani</i> ), <b>Fusarium Patch</b> ( <i>Fusarium nivale</i> ), <b>Ascochyta Leaf Blight</b> ( <i>Ascochyta</i> ), and <b>Red Thread</b> ( <i>Laetisaria fusiformis</i> ) Apply when disease first appears. Continue at 14 day intervals as needed. Spray should dry on leaves with no "watering in."	2-3½
<b>Fusarium Blight</b> ( <i>Fusarium spp.</i> ), <b>Necrotic Ring Spot and Spring Dead Spot</b> ( <i>Leptosphaeria korrae</i> ), and <b>Cool Season Brown Patch</b> ( <i>Rhizoctonia cerealis</i> ) Apply two applications at 14 day intervals beginning when disease first appears.	3½-5½
<b>Gray Leaf Spot</b> ( <i>Pyricularia grisea</i> ) Apply when conditions are favorable for disease development. Continue at 14 day intervals. Spray should dry on leaves with no "watering in."	3½-5½
<b>Leafspot</b> ( <i>Drechslera</i> ) and <b>Leaf, Crown &amp; Root Diseases</b> ( <i>Bipolaris</i> , <i>Curvularia</i> , <i>Exserohilum</i> ) Apply when disease first appears and repeat applications at 14-day intervals as needed. Rotation and/or tank mix combinations with chlorothalonil, iprodione, or mancozeb are recommended under severe disease conditions.	3½-5½

16.MAR.2009

***Bold, italicized text is information for the reader and is not part of the label.***  
[Bracketed information is optional text.]

EPA Reg. No. 58185-33

<b>Disease(s) Controlled</b>	<b>Rate of Domain FL fl. oz./1000 sq. ft.**</b>
<b>Pink Snow Mold</b> ( <i>Microdochium nivale</i> ) (Only in areas where snow cover is not present the entire winter) Apply middle-late November before turf has stopped all growth activity. Lightly water application into the root zone for best results. A second application at 14 days may be used in combination with PCNB. Second spray should dry on leaf surfaces with no "watering in."	2-3½
<b>Rust Disease</b> ( <i>Puccinia, Uromyces</i> ) Make applications at 14-day intervals when disease first appears. Rotations and/or tank mix combinations with chlorothalonil or mancozeb are recommended.	3½-5½
<b>Stripe Smut</b> ( <i>Ustilago striiformis</i> ) Make two applications at 14 day intervals when disease first appears. Water material into root zone after application. For prevention, apply in spring (just before grass begins growth), and fall.	3½-5½
<b>Summer Patch</b> ( <i>Magnaportha poae</i> ) For prevention, apply 3 applications beginning early May using 21 day intervals. Water material into root zone thoroughly after application. For suppression, apply two applications at 14 day intervals beginning when disease first appears.	3½-5½

\*\*Refer to "Use Sites and Maximum Application Rates" to determine allowable rates for each application site.

**USE SITES AND MAXIMUM APPLICATION RATES**

Spray uniformly over the area to be treated with a properly calibrated power sprayer.

Apply after mowing or avoid mowing for 12 hours after application. Apply sufficient water to obtain thorough coverage, usually 1-1/2 to 2-1/2 gallons per 1,000 square feet of turf area. Always treat aprons and approaches to golf greens.

190f20

*Bold, italicized text is information for the reader and is not part of the label.* EPA Reg. No. 58185-33  
[Bracketed information is optional text.]

Site	Maximum Single Application Rate fl. oz./1000 sq. ft.	Maximum Seasonal Application Rate fl. oz./1000 sq. ft.
Golf Course Greens, Tees and Aprons	5½	14¼
Golf Course Fairways (Except Florida)	3½	3½
Golf Course Fairways (Florida Only)	1¾	1¾
Residential and Public Areas (such as home lawns, parks, athletic fields, schools, day care centers)	1¾	7

**NOTE TO USER:** Do not graze animals on treated turf. Do not feed clippings to livestock or poultry. Do not apply with fixed wing or rotary aircraft.

**STORAGE AND DISPOSAL**

Do not contaminate water, food, or feed by storage or disposal.

**PESTICIDE STORAGE:**

Store in the original container in a dry, temperature controlled area. Do not store in a manner where cross-contamination with other pesticides, fertilizers, food or feed could occur. If spilled during storage or handling, contain/re-capture spillage and dispose of in accordance with the Pesticide Disposal Instructions listed below.

**PESTICIDE DISPOSAL:** Pesticide wastes are toxic. Improper disposal of excess pesticide, spray mixture, or rinsate is a violation of Federal Law. If these wastes cannot be used according to label instructions, contact your State Pesticide or Environmental Control Agency, or the Hazardous Waste representative at the nearest EPA Regional Office for guidance.

**CONTAINER DISPOSAL:** Do not re-use empty container. Triple rinse (or equivalent), then offer for recycling or reconditioning, or puncture and dispose of in a sanitary landfill, or by incineration, or, if allowed by State and local authorities, by burning. If burned, stay out of smoke.

20 of 20

*Bold, italicized text is information for the reader and is not part of the label.* EPA Reg. No. 58185-33  
[Bracketed information is optional text.]

This product contains a chemical known to the state of California to cause cancer, birth defects or other reproductive harm.

**DISCLAIMER AND LIMITATION OF LIABILITY**  
IMPORTANT NOTICE FROM THE SCOTTS COMPANY LLC AND SCOTTS-SIERRA HORTICULTURAL PRODUCTS COMPANY ("SCOTTS"). PLEASE READ BEFORE USE.

By using this product, user or buyer accepts the conditions, disclaimer of warranties and limitations of liability. Read the entire directions for use, conditions of warranties and limitations of liability before using this product. If terms are not acceptable, return the unopened product container at once for full refund.

**CONDITIONS:** This product has been researched to provide necessary data to support its uses listed on the label. The directions for use of this product are believed to be adequate and the user or buyer must always follow the label directions carefully and exercise judgment and caution when using this product under their growing conditions. However, it is impossible to eliminate all risks associated with the use of this product. Crop injury, ineffectiveness, unsatisfactory or substandard results or other unintended consequences may result because of such factors as weather conditions, presence or absence of other materials, or the manner of use or application, all of which are beyond the control of Scotts. All such risks shall be assumed by the user or buyer.

**WARRANTY:** This product corresponds to all claims and descriptions set forth on the label and, subject to the conditions set forth above, is reasonably fit for use for any purpose for which it is intended. Scotts recognizes that the rights and remedies of the user or buyer are subject to the provisions of the applicable state law, but makes no other warranties or representations, express or implied, of merchantability or of fitness for a particular purpose or otherwise, that extend beyond the statements made on this label. No agent of Scotts is authorized to make any warranties beyond those contained herein or to modify the warranties contained therein. Subject to the user's or buyer's rights and remedies under the applicable state law, Scotts disclaims any liability whatsoever for special, incidental or consequential damages resulting from the use or handling of this product.

**LIMITATIONS OF LIABILITY:** Subject to the user's or buyer's rights and remedies under the applicable state law, the exclusive remedy of the user or buyer and the liability of Scotts or its affiliates, for any and all losses, injuries or damages resulting from the use or handling of this product, whether in contract, warranty, tort, negligence, strict liability or otherwise, shall not exceed the purchase price paid by the user or Buyer for the quantity of this product involved or at Scotts' election, the replacement of the product. Subject to the user's or buyer's rights and remedies under the applicable state law, any and all claims or actions related to the use or handling of this product must be commenced within one (1) year from the date the product was purchased.

©2008, The Scotts Company, LLC. World rights reserved.

Allban® is a trademark of OMS Investments, Inc. for its brand of fungicide products.