

Please read instructions on reverse before completing form.

Form Approved. OMB No. 2070-0060. Approval expires 05-31-98

<p>EPA</p> <p style="text-align: center;">United States Environmental Protection Agency Washington, DC 20460</p>	<input type="checkbox"/> Registration <input type="checkbox"/> Amendment <input checked="" type="checkbox"/> Other	OPP Identifier Number
--	--	-----------------------

Application for Pesticide - Section I

1. Company/Product Number 58185-33	2. EPA Product Manager Mary Waller	3. Proposed Classification <input type="checkbox"/> None <input type="checkbox"/> Restricted
4. Company/Product (Name) Domain FL	PM# PM-21	
5. Name and Address of Applicant (Include ZIP Code) Scotts-Sierra Crop Protection Company 14111 Scottslawn Road Marysville, OH 43041 <input type="checkbox"/> Check if this is a new address	6. Expedited Review. In accordance with FIFRA Section 3(c)(3)(b)(I), my product is similar or identical in composition and labeling to: EPA Reg. No. _____ Product Name _____	

Section II

<input type="checkbox"/> Amendment - Explain below. <input type="checkbox"/> Resubmission in response to Agency letter dated XX-XX-XX <input checked="" type="checkbox"/> Notification - Explain below.	<input checked="" type="checkbox"/> Final printed labels in response to Agency letter dated 12/6/03 <input type="checkbox"/> "Me Too" Application <input type="checkbox"/> Other - Explain below.
---	---

NOTIFICATION
MAY 31 2006

Explanation: Use additional page(s) if necessary. (For section I and Section II.)

See attached sheet.

Section III

1. Material This Product Will Be Packaged In:					
Child-Resistant Packaging <input type="checkbox"/> Yes* <input type="checkbox"/> No	Unit Packaging <input type="checkbox"/> Yes <input type="checkbox"/> No	Water Soluble Packaging <input type="checkbox"/> Yes <input type="checkbox"/> No	2. Type of Container <input type="checkbox"/> Metal <input type="checkbox"/> Plastic <input type="checkbox"/> Glass <input type="checkbox"/> Paper <input type="checkbox"/> Other (Specify)		
*Certification must be submitted		If "Yes" Unit Packaging wgt. No. per Container	If "Yes" Package wgt. No. per Container		
3. Location of Net Contents Information <input type="checkbox"/> Label <input type="checkbox"/> Container		4. Size(s) Retail Container		5. Location of Label Directions <input type="checkbox"/> On Label <input type="checkbox"/> On Labeling accompanying product	
6. Manner in Which Label is Affixed to Product <input type="checkbox"/> Lithograph <input type="checkbox"/> Other <input type="checkbox"/> Paper glued <input type="checkbox"/> Stenciled					

Section IV


1. Contact Point (Complete items directly below for identification of individual to be contacted, if necessary, to process this application.)

Name Sheila R. Kendrick	Title Senior Regulatory Specialist	Telephone No. (Include Area Code) (907) 644-7214
----------------------------	---------------------------------------	---

Certification

I certify that the statements I have made on this form and all attachments thereto are true, accurate and complete. I acknowledge that any knowingly false or misleading statement may be punishable by fine or imprisonment or both under applicable law.

6. Date Application Received
(Stamp & C)

2. Signature Scotts Sierra Crop Protection Company BY: 	3. Title Manager, Federal Registrations	
4. Typed Name Sheila R. Kendrick	5. Date May 11, 2006	

2/11

NOTIFICATION
MAY 3 1 2006



Liquid Flowable Systemic Turf and Ornamental Fungicide

ACTIVE INGREDIENTS:

Thiophanate-Methyl† 46.2%

OTHER INGREDIENTS: 53.8%

Total 100.0%

†CAS #23564-05-8

EPA Reg. No. 58185-33

Contains 4.5 lbs. Thiophanate-Methyl per gallon

EPA Est. No. 37429-GA-2

EPA Est. No. 67545-AZ-1

Si usted no entiende la etiqueta, busque a alguien para que se la explique a usted en detalle.

(If you do not understand this label, find someone to explain it to you in detail.)

See fold out panel for additional precautionary statements. Carefully read and follow labeling for directions for use. If you have any questions regarding the use of this product, call TOLL FREE 1-800-492-8255.

KEEP OUT OF REACH OF CHILDREN.

CAUTION

Distributed by:

Scotts-Sierra Crop Protection Company • 14111 Scottslawn Road • Marysville, OH 43041

Product of U.S.A.




011606

P95805FL

NET WT: 2.5 gal (9.45 liters)

95805



**KEEP OUT OF REACH OF CHILDREN.
CAUTION**

Si usted no entiende la etiqueta, busque a alguien para que se la explique a usted en detalle.

(If you do not understand the label, find someone to explain it to you in detail.)

FIRST AID

IF IN EYES: Hold eye open and rinse slowly and gently with water for 15-20 minutes. Remove contact lenses, if present, after first 5 minutes, then continue rinsing eye. Call a poison control center or doctor for treatment advice.

IF ON SKIN: Take off contaminated clothing. Rinse skin immediately with plenty of water for 15-20 minutes. Call poison control center or doctor for treatment advice.

IF SWALLOWED: Call a poison control center immediately for treatment advice. Have person sip a glass of water if able to swallow. Do not induce vomiting unless told to do so by a poison control center or doctor. Do not give anything by mouth to an unconscious person.

IF INHALED: Move person to fresh air. If person is not breathing, call 911 or an ambulance, then give artificial respiration, preferably by mouth-to-mouth, if possible. Call a poison control center or doctor for further treatment advice.

Have the product container or label with you when calling poison control center or doctor, or going for treatment.

**PRECAUTIONARY STATEMENTS
HAZARDS TO HUMANS AND ANIMALS**

CAUTION. HARMFUL IF SWALLOWED, ABSORBED THROUGH SKIN, OR INHALED. CAUSES MODERATE EYE IRRITATION. AVOID CONTACT WITH SKIN, EYES OR CLOTHING. REMOVE CONTAMINATED CLOTHING AND WASH CLOTHING BEFORE REUSE.

PERSONAL PROTECTIVE EQUIPMENT (PPE)

Some materials that are chemical-resistant to this product are listed below. If you want more options, follow the instructions for category C on an EPA chemical-resistance selection chart.

Applicators and other handlers must wear:

- long-sleeved shirt and long pants;
- chemical-resistant gloves, such as barrier laminate, butyl rubber ≥ 14 mils, nitrile rubber ≥ 14 mils, neoprene rubber ≥ 14 mils, polyvinyl chloride (PVC) ≥ 14 mils, Viton ≥ 14 mils; and
- shoes plus socks.

Follow manufacturer's instructions for cleaning/maintaining PPE. If no such instructions for washables, use detergent and hot water. Keep and wash PPE separately from other laundry.

USER SAFETY RECOMMENDATIONS

Users should:

- Wash hands before eating, drinking, chewing gum, using tobacco or using the toilet.
- Remove clothing immediately if pesticide gets inside. Then wash thoroughly and put on clean clothing.
- Remove PPE immediately after handling this product. Wash the outside of gloves before removing. As soon as possible, wash thoroughly and change into clean clothing.

ENVIRONMENTAL HAZARDS

THIS PESTICIDE IS TOXIC TO FISH. Do not apply directly to water or to areas where surface water is present or to intertidal areas below the mean high water mark. Do not apply where runoff is likely to occur. Do not contaminate water by disposing of equipment washwaters.

STORAGE AND DISPOSAL

Do not contaminate water, food, or feed by storage or disposal.

PESTICIDE STORAGE: Store in the original container in a dry, temperature controlled area. Do not store in a manner where cross-contamination with other pesticides, fertilizers, food or feed could occur. If spilled during storage or handling, contain/re-capture spillage and dispose of in accordance with the Pesticide Disposal Instructions listed below.

PESTICIDE DISPOSAL: Wastes resulting from the use of this product are toxic and may be disposed of on site or at an approved waste disposal facility.

CONTAINER DISPOSAL: Do not re-use empty container. Triple rinse (or equivalent), then offer for recycling or reconditioning, or puncture and dispose of in a sanitary landfill, or by incineration, or, if allowed by State and local authorities, by burning. If burned, stay out of smoke.

DIRECTIONS FOR USE

IT IS A VIOLATION OF FEDERAL LAW TO USE THIS PRODUCT IN A MANNER INCONSISTENT WITH ITS LABELING.

Shake well before using.



Not for homeowner use. For use by individuals/firms licensed or registered by the state to apply ornamental or turf pest control products. Do not apply with fixed wing or rotary aircraft.

Do not apply this product in a way that will contact workers or other persons, either directly or through drift. Only protected handlers may be in the area during application. For any requirements specific to your State or Tribe, consult the agency responsible for pesticide regulation.

AGRICULTURAL USE REQUIREMENTS

Use this product only in accordance with its labeling and with the Worker Protection Standard, 40 CFR part 170. This standard contains requirements for the protection of agricultural workers on farms, forests, nurseries, and greenhouses and handlers of agricultural pesticides. It contains requirements for training, decontamination, notification and emergency assistance.

It also contains specific instructions and exceptions pertaining to the statements on this label about personal protective equipment (PPE) and restricted-entry interval. The requirements in this box only apply to uses of this product that are covered by the Worker Protection Standard.

Do not enter or allow worker entry into treated areas during the restricted-entry interval (REI) of 12 hours.

Exemption: If the product is applied by drenching, the Worker Protection Standard, under certain circumstances, allows workers to enter the treated area if there will be no contact with anything that has been treated.

PPE required for early entry to treated areas that is permitted under the Worker Protection Standard and that involves contact with anything that has been treated, such as plants, soil or water, is:

- coveralls
- chemical-resistant gloves, such as barrier laminate, butyl rubber ≥ 14 mils, nitrile rubber ≥ 14 mils, neoprene rubber ≥ 14 mils, polyvinyl chloride (PVC) ≥ 14 mils, Viton ≥ 14 mils; and
- shoes plus socks.

NON-AGRICULTURAL USE REQUIREMENTS

The requirements in this box apply to uses of this product that are NOT within the scope of the Worker Protection Standard for agricultural pesticides (40 CFR Part 170). The WPS applies when this product is used to produce agricultural plants on farms, forests, nurseries, or greenhouses.

- Do not enter treated areas without protective clothing until sprays have dried.

**FOR PROFESSIONAL USE ONLY
CHEMIGATION INFORMATION**

Chemigation is prohibited in the state of California.

INTRODUCTION

Pesticide labels contain Directions For Use that are necessary for effecting the purpose for which the product is intended. Further, they protect health and environment risks of pesticide contamination of ground water and decrease direct human exposure to pesticide-treated irrigation water.

Do not connect chemigation system to a public water system.

Apply this product only through pressurized drench (flood), sprinkler, or drip (trickle) irrigation systems. Do not apply this product through any other type of irrigation systems.

Crop injury, lack of effectiveness, or illegal pesticide residues in the crop can result from non-uniform distribution of treated water.

If you have questions about calibration, you should contact State Extension Service specialists, equipment manufacturers, or other experts.

Do not connect any irrigation system (including greenhouse systems) used for pesticide application to a public water system unless the pesticide label-prescribed safety devices for public water systems are in place.

Should the need arise, a person knowledgeable of the chemigation system and responsible for its operation or under the supervision of the responsible person, shall shut the system down and make necessary adjustments.

Pressurized Drench (Flood) System

Systems utilizing a pressurized water and pesticide injection system must meet the following requirements:

- The system must contain a functional check valve, vacuum relief valve, and low pressure drain appropriately located on the irrigation pipeline to prevent water source contamination from backflow.
- The pesticide injection pipeline must contain a functional, automatic, quick-closing check valve to prevent the flow of fluid back toward the injection pump.
- Systems using a gravity flow pesticide dispensing system must meter the pesticide into the water at the head of the field and downstream of a hydraulic discontinuity such as a drop structure or weir box to decrease potential for water source contamination from backflow if water flow stops.
- The pesticide injection pipeline must also contain a functional, normally closed, solenoid-operated valve located on the intake side of the injection pump and connected to the system interlocked to prevent fluid from being withdrawn from the supply tank when the irrigation system is either automatically or manually shut down.

- The system must contain functional interlocking controls to automatically shut off the pesticide injection pump when the water pump motor stops.
- The irrigation line or water pump must include a functional pressure switch which will stop the water pump motor when the water pressure decreases to the point where pesticide distribution is adversely affected.
- Systems must use a metering pump, such as a positive displacement injection pump, (e.g., diaphragm pump) effectively designed and constructed of materials that are compatible with pesticides and capable of being fitted with a system interlock.

Sprinkler Chemigation

The system must contain a functional check valve, vacuum relief valve, and low pressure drain appropriately located on the irrigation pipeline to prevent water source contamination from backflow.

- The pesticide injection pipeline must contain a functional, automatic, quick-closing check valve to prevent the flow of fluid back toward the injection pump.
- The pesticide injection pipeline must also contain a functional, normally closed, solenoid-operated valve located on the intake side of the injection pump and connected to the system interlock to prevent fluid from being withdrawn from the supply tank when the irrigation system is either automatically or manually shut down.
- The system must contain functional interlocking controls to automatically shut off the pesticide injection pump when the water pump motor stops.
- The irrigation line or water pump must include a functional pressure switch which will stop the water pump motor when the water pressure decreases to the point where pesticide distribution is adversely affected.
- Systems must use a metering pump, such as a positive displacement injection pump, (e.g., diaphragm pump) effectively designed and constructed of materials that are compatible with pesticides and capable of being fitted with a system interlock.
- Do not apply when wind speed favors drift beyond the area intended for treatment.

Drip (Trickle) Chemigation

The system must contain a functional check valve, vacuum relief valve, and low pressure drain appropriately located on the irrigation pipeline to prevent water source contamination from backflow.

- The pesticide injection pipeline must contain a functional, automatic, quick closing check valve to prevent the flow of fluid back toward the injection pump.
- The pesticide injection pipeline must also contain a functional, normally closed, solenoid-operated valve located on the intake side of

the injection pump and connected to the system interlock to prevent fluid from being withdrawn from the supply tank when the irrigation system is either automatically or manually shut down.

- The system must contain functional interlocking controls to automatically shut off the pesticide injection pump when the water pump motor stops.
- The irrigation line or water pump must include a functional pressure switch which will stop the water pump motor when the water pressure decreases to the point where pesticide distribution is adversely affected.
- Systems must use a metering pump, such as a positive displacement injection pump, (e.g., diaphragm pump) effectively designed and constructed of materials that are compatible with pesticides and capable of being fitted with a system interlock.

General Information

Pesticide supply tanks are recommended for the application of these products. See label instructions for dilution use rates and timing of application. For emulsifiable concentrates – agitate prior to use. For wettable powders – agitate continuously during application.

GENERAL INFORMATION

AllBan™ Flo provides broad spectrum disease control on containerized woody, flowering, herbaceous, and tropical foliage ornamental plants, trees, ornamentals in the plantscape, and turfgrasses.

Add required amount of AllBan™ Flo after adequate shaking to partially filled tank agitated by mechanical or hydraulic means, and then add remaining required amount of water. Continuous agitation is recommended to keep the material in suspension. Make fresh daily.

Apply AllBan™ Flo with ground equipment, using sufficient volume of spray to provide thorough coverage. Do not tank mix with copper containing materials or with highly alkaline pesticides, such as Bordeaux mixture or lime sulfur. No claim of compatibility with other pesticides is implied. Use the higher concentration or rates under conditions of severe disease pressure or when application intervals are shorter than 14 days due to persistent rainfall. Also, see local State Extension Service Recommendations for application schedules.

IMPORTANT: If, after using AllBan™ Flo as recommended, treatment is not effective, a tolerant strain of fungus may be present. Consult your local Scotts representative or distributor, your State Agricultural Experiment Station or your State Agricultural Extension Service for advice on the prompt use of some other labeled fungicide.

SHAKE WELL BEFORE USING

HORTICULTURAL APPLICATIONS

GREENHOUSE, SLAT AND SARAN HOUSES, NURSERY, LANDSCAPE AND INTERIOESCAPE.

AllBan™ Flo is broad spectrum in activity controlling foliar, stem and below ground diseases on a wide range of horticultural plants grown or maintained under a wide variety of conditions. Begin foliar applications 14 to 21 days prior to when a particular disease usually appears, and at the very latest, upon first signs of disease. Usual spray intervals range from 7 to 14 days, the latter as preventative and the former under times when conditions are judged acceptable for disease development. With hard to wet plant foliage, an acceptable wetting agent added to the spray tank according to label may increase product efficacy. Where excessive and repeated foliar wetting occurs, use of a spreader-sticker is suggested at labeled concentration. Where previously untested adjuvants with AllBan™ Flo are considered, follow the trial suggestions under the "Note Concerning Adjuvants" below before full scale use. AllBan™ Flo may be used to control listed diseases on non-commercial fruit and nut trees but do not use fruit or nuts from trees treated with this product as food. Do not apply to home orchards/backyard fruit trees after fruit set.

NOTE: AllBan™ Flo has been determined to be safe for use on the plant types listed in these directions based on cumulative data derived from research product trials and historical field use. Since all species and cultivars have not been tested, it is suggested that trial applications be performed if a user wishes to make an application to a plant type not listed on the label but found on a similar use site and for a disease that is listed on the label. To at least 25 trial plants, make at least two applications at the highest concentration 7 days apart and evaluate 7 days after the last application before initiating full scale application. This product is not recommended for the following plants: *Nephrolepis exaltata*, *Plectranthus australis*, and *Hatiora gaertneri*.

PLANT TYPE	such as but not limited to
Herbaceous Bedding	Ageratum, Begonia, Canna, Coleus, Dahlia, Dusty Miller, Foxglove, Fuchsia, Geranium, Impatiens, Lavender, Marigold, Pansy, Petunia, Pinks, Primrose, Salvia, Statice, Strawflower, Tickseed, Verbena
Flowering	Chrysanthemum, Hydrangea, Hollyhock, Iris, Lily, Poinsettia
Tropical Foliage	Dieffenbachia, Dracaena, English Ivy, Philodendron, Pothos
Woody Ornamentals	Azalea, Hibiscus, Holly, Ligustrum, Rhododendron, Rose, Pyracantha
Evergreen Trees	Douglas Fir, Fir, Larch, Pine, Spruce
Deciduous Trees ¹	Ash, London Plane, Maple, Oak, Sycamore, Walnut
Flowering Trees ¹	Cherry, Crabapple, Hawthorn, Mountain Ash, Pear

¹**Note:** Do not use fruit or nuts from treated trees as food or feed.

FOLIAR SPRAY APPLICATIONS

Hydraulic Application Mixing Instructions

After shaking, add the required amount of AllBan™ Flo to a partially filled spray tank agitated by mechanical or hydraulic means and then add remaining amount of water. Maintain continuous agitation to keep the material in suspension and apply with properly calibrated spray equipment.

Application Concentrations (Mechanical or Hand Held)

Use the recommended amount of AllBan™ Flo per 100 gallons of water for the prevention and control of the disease shown below

FOLIAR

Disease(s) Controlled	Concentration of AllBan™ Flo fl. oz./100 gal.	Disease(s) Controlled	Concentration of AllBan™ Flo fl. oz./100 gal.
Anthracnose <i>Colletotrichum</i> Apply as buds break or at first sign of disease. Repeat at 7-14 day (d) intervals as needed during disease period.	10.75 – 20	Powdery Mildews <i>Erysiphe, Microsphaera, Phyllactinia, Podosphaera, Oidium, Sphaerotheca</i> Apply when disease first appears and repeat every 7-14 days. Rotations with other effective products is recommended.	10 – 20
Black Spot of Rose <i>Diplocarpon rosae</i> Apply early summer or at first sign of disease. Repeat every 7-14 days as needed during disease period.	10.75 – 20	Rust Diseases caused by: <i>Puccinia, Gymnosporangium, Uromyces</i> Apply late Spring or when symptoms first appear. Repeat every 7-14 days during disease period. Rotations with other effective products is recommended.	10.75 – 20
Brown Rot and Blight <i>Monilinia. Sclerotinia. Whetzellinia</i> Apply late Spring or at first sign of disease. Repeat every 7-14 days as needed during disease period.	10.75 – 20	Tip Blight of Pine <i>Sphaeropsis sapinea, Diplodia pinea</i> Begin application in Spring when new growth starts. Make a second application just before needles emerge from the sheath and a third application 7 days later. Thorough coverage is essential for optimal disease control.	14.5 – 20
Fusicladium and Venturia Leaf Scabs on: <i>Crabapple, Hawthorn, Pear, Mountain Ash, Pyracantha, ect.</i> Apply as buds break. Repeat every 7-14 days during disease period. Effective control requires coverage during expansion. Rotations with chlorothalonil or propiconazole can be utilized.	10.75 – 20	Twig Blights, Cankers, and Diebacks <i>Diaporthe, Kabatina, Phoma, Phomopsis</i> Apply when symptoms first appear. Repeat every 7-14 days during disease period.	14.5 – 20
Leaf Spots and Blights caused by: <i>Ascochyta, Blumeriella, Botrytis, Cercospora, Cocomyces, Corynespora, Curvularia, Didymellina, Entomosporium, Fabraea, Fusarium, Ramularia, Rhizoctonia, Marssonina, Mycosphaerella, Myrothecium, Phoma, Physalospora, Schizothyrium, Septoria, Sphaceloma</i> Apply when disease symptoms first appear. Repeat every 7-14 days during disease period. Rotations with chlorothalonil can be utilized.	10 – 14.5	*For California applications use the highest labeled concentration, except for leafspots, blights, and powdery Mildews use the lowest labeled concentration.	
Ovulinia Blight Apply as flowers open. Repeat every 7-14 days during disease period.	7.25 – 20	Note Concerning Adjuvants: In situations where rainfall and/or overhead irrigation is the norm, use of a compatible spreader/sticker is suggested. Where wetting of foliage is difficult, use instead a compatible wetting agent. Follow the phytotoxicity precautions stated previously under "Horticultural Applications" note.	

SOIL DRENCH APPLICATIONS

Mixing Instructions: Add required amount of AllBan™ Flo to partially filled tank agitated by mechanical or hydraulic means. Then add remaining required amount of water. Maintain continuous agitation to keep the material in suspension.

Application Concentrations/Rates and Timing for Disease Control:** Use 7.5 to 20 fl. ounces of AllBan™ Flo per 100 gallons of water. Apply as a heavy spray or drench at the rate of 1/2 to 2 pints per square foot (100 gallons per 1,600 to 400 square feet). For shallow flats and small pots up to 4 inch size, apply at 1 pint per square foot. For pots and containers 4 inches or larger, refer to following table for the volume to apply. Applications may be repeated at 4 to 8 week intervals, the frequency depending upon presence of disease and optimum conditions for disease development.

** For California applications use 20 ounces of AllBan™ Flo per 100 gallons of water.

Container Type	Volume to Apply/Container	
	@ 1 pt./ft. ² Rate	@ 2 pt./ft. ² Rate
4 inch	2 fl. oz	
5 inch	2-1/2 fl. oz.	
6 inch		6-1/2 fl. oz.
7 inch		8-1/2 fl. oz.
8 inch		11 fl. oz.
9 inch		14 fl. oz.
10 inch		17-1/2 fl. oz.

Above 10 inch in nursery container production, a drench volume of 2-1/2 to 3 pints per square foot of surface area may be required.

Plant Types: containerized woody shrubs, trees, herbaceous/bedding, flowering, and tropical foliage plants and flowers and bedding plants in the landscape.

Note: Application of this product to plug trays or seeding flats at time of seeding is not recommended.

Soil Diseases Controlled: Botrytis, Cylindrocladium, Fusarium, Gliocladium, Myrothecium, Penicillium, Ramularia, Rhizoctonia, Sclerotinia and Thielaviopsis.

Note: Pythium, Phytophthora and Cylindrocladium spathiphilii are not controlled by AllBan™ Flo. For broad spectrum control, Banrot WP use is suggested.

PREPLANT/POST HARVEST DIPS

Mixing Instructions: Mix as previously instructed for foliar spray and drench applications. Keep solution in agitation.

Application Concentration and Dipping Time

Plants or Cuttings¹ – Use 14.5 to 21.5 fluid ounces of AllBan™ Flo per 100 gallons of water. Immerse plants or cuttings for 10 to 15 minutes, remove and allow to drain and preferably dry. Wear clothing outlined in "PPE Requirements: for applicators and other handlers."

Bulbs, Corms Tubers and Rhizomes² – Use 14.5 to 33 fluid ounces of AllBan™ Flo per 100 gallons of water to 2 teaspoons of AllBan™ Flo per gallon of water. Soak cleaned bulbs for 15 to 30 minutes in warm dip (80-85 degrees F) preferably within 48 hours of digging. Dry bulbs after treatment. If bulbs are for forcing, treat bulbs that have been heat-cured.

¹ For California applications use 20 fluid ounces of AllBan™ Flo per 100 gallons of water.

² For California applications use 33 fluid ounces of AllBan™ Flo per 100 gallons of water.

Plant Types: Propagated units of woody herbaceous, flowering and tropical foliage plants. Bulbs, corms, tubers, and rhizomes of plants such as but not limited to Caladium, Easter Lily, Tulip, Gladiolus, Daffodil, Iris.

Diseases Controlled: Botrytis, Cylindrocladium, Fusarium, Gliocladium, Myrothecium, Penicillium, Ramularia, Rhizoctonia, Sclerotinia, Thielaviopsis.

INTERIORESCAPE AND PLANTSCAPE USE

Spray Application: Mix well before spraying. It is important to assure complete coverage by spraying foliage to runoff, thoroughly wetting upper and lower leaf surfaces. Use concentrations recommended under "Ornamentals" for foliar, twig and drench application. When applied in public areas, use a coarse, low pressure spray. Apply during non-business hours or cordon off area during spraying and until spray has dried. Avoid spraying wall coverings, plastic (vinyl) surfaces, drapes, carpets, and upholstery.

TURF APPLICATION DIRECTIONS

AllBan™ Flo is a liquid flowable fungicide with broad spectrum activity against certain foliar and soil diseases for use on all turf types such as golf course greens, tees and fairways, athletic fields, cemeteries, parks, and commercial and home lawns. AllBan™ Flo can be used both preventatively and curatively and is not phytotoxic. Nor for use on turf being grown for sale or other commercial uses as sod.

Mixing Instructions: Add required amount of AllBan™ Flo to partially filled tank agitated by mechanical or hydraulic means. Then add remaining required amount of water. Maintain continuous agitation to keep the material in suspension. For best results use spray mixture the same day it is prepared.

Turf Types: All cool season and warm season grasses (such as but not limited to Bentgrasses, Bermudagrasses, Bluegrasses, Fescues, Ryegrasses, St. Augustinegrasses, and Zoysiagrasses) or their mixtures.

TURF

Disease(s) Controlled **Rate of AllBan™ Flo fl. oz./1000 sq. ft.****

Anthracnose (*Colletotricum graminicola*) 2 – 3 1/2
(3 1/2 - 5 1/3)*

Dollar Spot (*Scierotinia homoeocarpa*) 2 – 3 1/2

Apply when disease first appears. Continue at 14 day intervals as needed. Spray should dry on leaves with no "watering in."

*Note: Use 3 1/2 - 5 1/3 fl. oz. rate for curative response to Basal Stem Anthracnose.

Copper Spot (*Gloeocerospora Sorghi*), 2 – 3 1/2

Brown Patch and Zoysia Patch (*Rhizoctonia solani*), 2 – 3 1/2

Red Thread (*Laetisaria fusiformis*) 2 – 3 1/2

Apply when disease first appears. Continue at 14 day intervals as needed. Spray should dry on leaves with no "watering in."

Pink Snow Mold (*Microdochium nivale*) 2 – 3 1/2

(Only in areas where snow cover is not present the entire winter)

Apply middle-late November before turf has stopped all growth activity. Lightly water application into the root zone for best results. A second application may be used in combination with Penstar Flo (PCNB). Second spray should dry on leaf surfaces with no "watering in."

Gray Leaf Spot (*Pyricularia grisea*) 3 1/2 – 5 1/3

Apply when conditions are favorable for disease development. Continue at 14 day intervals. Spray should dry on leaves with no "watering in."

Summer Patch (*Magnaportha Poae*) 3 1/2 – 5 1/3

For prevention, apply 3 applications beginning early May using 21 day intervals. Water material into root zone thoroughly after application. For suppression, apply two applications at 14 day intervals beginning when disease first appears.

Fusarium Blight (*Fusarium spp.*) 3 1/2 – 5 1/3

Necrotic Ring Spot and Spring Dead Spot (*Leptosphaeria korrae*)

Apply two applications at 14 day intervals beginning and when disease first appears.

Stripe Smut (*Ustilago striformis*) 3 1/2 – 5 1/3

Make two applications at 14 day intervals when disease first appears. Water material into root zone after application. For prevention, apply in spring (just before grass begins growth), and fall.

** Refer to "Use Sites and Maximum Application Rates" to determine allowable rates for each application site.

USE SITES AND MAXIMUM APPLICATION RATES

Spray uniformly over the area to be treated with a properly calibrated power sprayer.

Apply after mowing or avoid mowing for 12 hours after application. Apply sufficient water to obtain thorough coverage, usually 1-1/2 to 2-1/2 gallons per 1,000 square feet of turf area. Always treat aprons and approaches to golf greens.

Site	Maximum Single Application Rate fl. oz./1000 sq. ft.	Maximum Seasonal Application Rate fl. oz./1000 sq. ft.
Golf Course Greens, Tees and Aprons	5 1/3	14 1/4
Golf Course Fairways (Except Florida)	3 1/2	3 1/2
Golf Course Fairways (Florida Only)	1 3/4	1 3/4
Residential and Public Areas (home lawns, parks, athletic fields, schools, day care centers)	1 3/4	7

NOTE TO USER: Do not graze animals on treated turf. Do not feed clippings to livestock or poultry.

10/11

STORAGE AND DISPOSAL

Do not contaminate water, food, or feed by storage or disposal.

PESTICIDE STORAGE:

Store in the original container in a dry, temperature controlled area. Do not store in a manner where cross-contamination with other pesticides, fertilizers, food or feed could occur. If spilled during storage or handling, contain/re-capture spillage and dispose of in accordance with the Pesticide Disposal Instructions listed below.

PESTICIDE DISPOSAL: Wastes resulting from the use of this product are toxic and may be disposed of on site or at an approved waste disposal facility.

CONTAINER DISPOSAL: Do not re-use empty container. Triple rinse (or equivalent), then offer for recycling or reconditioning, or puncture and dispose of in a sanitary landfill, or by incineration, or, if allowed by State and local authorities, by burning. If burned, stay out of smoke.

IMPORTANT NOTICE: DISCLAIMER AND LIMITATION OF LIABILITY

This product has been researched to provide necessary data to support its uses listed on the label. The user should always follow the label directions and exercise judgment and caution when using this product under their growing conditions. NO WARRANTY OR REPRESENTATION IS MADE, EXPRESS OR IMPLIED, CONCERNING THE RESULTS OBTAINED FROM THE USE OF THIS PRODUCT. The exclusive remedy of the user or Buyer, and the liability of The Scotts Company or its affiliates, for any and all losses, injuries or damages resulting from the use or handling of this product shall be the purchase price paid by the user or Buyer for the quantity of this product involved. The Buyer and all users are deemed to have accepted the terms of this Notice, which may be varied only by agreement in writing, signed by a duly authorized representative of either The Scotts Company or Scotts-Sierra Crop Protection Company.

Distributed by:

Scotts-Sierra Crop Protection Company
14111 Scottslawn Rd.
Marysville, OH 43041
1-800-492-8255



This product contains a chemical known to the state of California to cause cancer, birth defects or other reproductive harm.

©2006, The Scotts Company LLC. World rights reserved
AllBan® is a trademark of OMS Investments, Inc. for its brand of fungicide products.

Made in the U.S.A.

011006
1/30/06 - 95805

The Scotts Company

and Subsidiaries

Scotts

May 11, 2006

Ms. Sherada Hobgood, NOTIF- Team
Registration Division, H7505C
Office of Pesticide Programs
Environmental Protection Agency
Ariel Rios Bldg
1200 Pennsylvania Ave. NW
Washington, DC 20460-301

Subject: Domain FL
EPA Reg. No.: 58185-33

Dear Ms. Hobgood:

We are notifying of the Agency of the following addition/deletion to the subject label:

We have added the following statement to the label:
"For Professional Use Only"

The Chemigation information is now contained within the label. Because the product has both ornamental and turf uses on it, we have deleted the following statement from the Chemigation information:


"For Ornamental Use Only"

"This notification is consistent with the provisions of PR Notice 98-10 and EPA regulations at 40 CFR 152.46, and no other changes have been made to the labeling or the confidential statement of formula of this product. I understand that it is a violation of 18 U.S.C. Sec. 1001 to willfully make any false statement to EPA. I further understand that if this notification is not consistent with the terms of PR Notice 98-10 and 40 CFR 152.46, this product may be in violation of FIFRA and I may be subject to enforcement action and penalties under sections 12 and 14 of FIFRA"

Should you have any questions regarding this submission, please contact me at (937) 644-7214.

Respectfully,

SCOTTS-SIERRA CROP
PROTECTION COMPANY

BY: 
Sheila R. Kendrick
Manager, Federal Registrations

14111 Scottslawn Road Marysville, Ohio 43041 937-644-0011

www.scotts.com