

UNITED STATES ENVIRONMENTAL PROTECTION AGENCY

AUG 2 2007

Mr. Vatren Juren
Agent for Parkway Research
Parkway Research Division of Brant Consolidated
P.O. Box 350
Pleasant Plains, IL 62677

Subject: Cosan Triple Action 20
EPA Registration No.: 58044-3
Amendment Date: April 30, 2007
EPA Receipt Date: May 4, 2007

Dear Mr. Juren,

The following amendment submitted in connection with registration under FIFRA, as amended, is acceptable with the conditions listed below.

- Revise Precautionary, Storage/Disposal, Directions, and Warranty Statements

Conditions

Revise the label as follows:

1) On page 3, revise the "Precautionary Statements" by adding the statement, "Corrosive." It must be placed before the "Causes irreversible eye damage and skin irritation" statement.

2) According to 40 CFR 158.208(c)(2)(i), "If a product contains an active ingredient that is classified in toxicity category I for acute dermal, primary eye irritation, or skin irritation effects, the restricted reentry interval must be 48 hours." Therefore, you must delete the statement, "There is no restricted entry interval (REI)," and state "Do not enter or allow worker entry into treated areas during the restricted entry interval (REI) of 48 hours." You must also state:

PPE is required for early entry to treated areas that is permitted under the Worker Protection Standard and that involves contact with anything that has been treated, such as plant, soil, or water:

- Coveralls
Chemical resistant gloves, such as barrier laminate, butyl rubber, nitrile rubber, neoprene rubber, polyvinyl chloride, or viton.
Shoes plus socks

CONCURRENCES

Table with columns for SYMBOL, SURNAME, DATE and multiple empty columns under CONCURRENCES.

UNITED STATES ENVIRONMENTAL PROTECTION AGENCY

2 7 13


- Protective eyewear.
- 3) Delete the second statement, "Used as directed, the pesticidal residues of this product are biodegraded by normal soil micro-organisms," on page 4 that appears above the "Do Not Apply by Aerial Spray."
 - 4) The following statements must be revised by deleting the term, "may" or "should" and stating "must" such that these statements are in compliance with PR Notice 2000-5, Mandatory Labeling:
 - a) Revise the second statement in the second paragraph after the "Directions for Use" heading on page 4 to read "Only protected handler *must*"
 - b) Revise the last statement in the second paragraph under "Treatment of Seeds and Seedlings" on page 5 to state "The Cosan Triple Action 20, but it *must* be replace...."
 - c) Revise the second statement in the second paragraph under "Treatment of Roses" on page 6 to read "Additional applications *must* be between....."
 - d) Revise the 4th and 5th statements under the "Hawthorn, Hollyhock, and Snapdragons for Treatment of Flowering Annuals, Perennials, Garden Shrubs, and Trees" to state "Hollyhocks must be sprayed...." and "Treatment for snapdragons must....."

General Comments

A stamped copy of the label accepted with conditions is enclosed. Submit three (3) copies of your final printed label before distributing or selling the product bearing the revised labeling.

Should you have any questions or comments concerning this letter, please contact Jacqueline McFarlane at (703) 308-6416.

Sincerely,



Velma Noble
 Product Manager (31)
 Regulatory Management Branch I
 Antimicrobials Division (7510P)

CONCURRENCES							
SYMBOL							
SURNAME							
DATE							

3 7 13


CONSAN TRIPL E ACTION 20 MASTER LABEL
Reflects EPA Required Revisions per letter dated 9-15-06

ACCEPTED
with COMMENTS
in EPA Letter Dated:
AUG 2 2007
Under the Federal Insecticide,
Fungicide, and Rodenticide Act as
amended, for the purpose of
registration under EPA Reg. No.
58044-3

Consan

TRIPLE ACTION

20



- DISINFECTANT
- SANITIZER
- DEODORANT
- ALGAECIDE
- FUNGICIDE
- BACTERIACIDE
- PLANT VIRUCIDE

FOR USE ON ORNAMENTAL PLANTS, GRASSES AND TREES

ACTIVE INGREDIENTS:

n-alkyl (60% C14, 30% C16, 5% C12, 5% C18)	
dimethyl benzyl ammonium chlorides	9.0%
n-alkyl (50% C12, 30% C14, 17% C16, 3% C18)	
dimethyl ethylbenzyl ammonium chlorides.....	9.0%
n-alkyl (50% C12, 30% C14, 17% C16, 3% C18)	
dimethyl benzyl ammonium chlorides.....	2.0%
OTHER INGREDIENTS	<u>80.0%</u>
TOTAL	100.0%

EPA REG. NO. 58044-3

EPA EST. NO. 48813-IL-1

NET CONTENTS: 1 Gallon

Manufactured by:
PARKWAY RESEARCH (Logo)
A Division of Brandt Consolidated, Inc. (Logo)
211 W. Route 125 • Pleasant Plains, IL 62677
800.442.9821


KEEP OUT OF REACH OF CHILDREN

DANGER PELIGRO

Si usted no entiende la etiqueta, busque a alguien para que se la explique a usted en detalle. (If you do not understand this label, find someone to explain it to you in detail.)

4 8 13

See side panel for first aid and additional precautions.



**PRECAUTIONARY STATEMENTS
HAZARD TO HUMANS AND DOMESTIC ANIMALS**

DANGER: KEEP OUT OF REACH OF CHILDREN. Causes irreversible eye damage and skin irritation. Do not get in eyes, on skin or clothing. Wear protective eyewear (goggles or faceshield), rubber gloves, and protective clothing. Avoid breathing spray mists. Wash hands before eating, drinking, chewing gum, or using tobacco. Remove and wash clothing before reuse.

FIRST AID	
If in eyes:	<ul style="list-style-type: none"> • Hold eye open and rinse slowly and gently with water for 15-20 minutes. • Remove contact lenses, if present, after the first 5 minutes, then continue rinsing eye. • Call a poison control center or doctor for treatment advice.
If on skin or clothing:	<ul style="list-style-type: none"> • Take off contaminated clothing and wash before reuse. • Rinse skin immediately with plenty of water for 15-20 minutes. • Call a poison control center or doctor for treatment advice.
If swallowed:	<ul style="list-style-type: none"> • Call a poison control center or doctor immediately for treatment advice. • Have person sip a glass of water if able to swallow. • Do not induce vomiting unless told to do so by a poison control center or doctor. • Do not give anything by mouth to an unconscious person.
If inhaled:	<ul style="list-style-type: none"> • Move person to fresh air. • If person is not breathing, call 911 or an ambulance, then give artificial respiration, preferably by mouth-to-mouth, if possible. • Call a poison control center or doctor for further treatment advice.
HOT LINE NUMBER	
Have the product container label with you when calling a poison control center or doctor, or going for treatment. You may also contact the National Pesticide Information Center at 1-800-858-7378 for emergency medical treatment information.	
NOTE TO PHYSICIAN	
Probable mucosal damage may contraindicate the use of gastric lavage. Measures against circulatory shock, respiratory depression and convulsion may be needed.	

PERSONAL PROTECTIVE EQUIPMENT (PPE)

Some materials that are chemical-resistant to this product are listed below. If you want more options, follow the instructions for category C on an EPA chemical resistance category selection chart.

APPLICATORS AND OTHER HANDLERS MUST WEAR:

- Long-sleeved shirt and long pants.
- Chemical-resistant gloves, such as barrier laminate, butyl rubber, nitrile rubber, neoprene rubber, polyvinyl chloride, or viton.
- Shoes plus socks.
- Protective eyewear.
- Dust/mist filtering respirator (MSHA/NIOSH approval number prefix TC-21C).

Follow manufacturer's instructions for cleaning/maintaining PPE. If no such instructions for washables, use detergent and hot water. Keep and wash PPE separately from other laundry.

<p>User Safety Recommendations</p> <p>Users should:</p> <ul style="list-style-type: none"> • Wash hands before eating, drinking, chewing gum, using tobacco or using the toilet. • Remove clothing immediately if pesticide gets inside. Then wash thoroughly and put on clean clothing. • Remove PPE immediately after handling this product. Wash the outside of gloves before removing. As soon as

possible, wash thoroughly and change into clean clothing.

ENVIRONMENTAL HAZARDS

This pesticide is toxic to fish. Do not apply directly to fish bearing waters. For terrestrial uses, do not apply directly to water, or to areas where surface water is present or to intertidal areas below the mean high water mark. Do not contaminate waters by cleaning of equipment or disposal of wastes. Avoid application to turf areas actively grazed by waterfowl.

Do not discharge effluent containing this product into lakes, streams, ponds, estuaries, oceans or other waters unless in accordance with the requirements of a National Pollutant Discharge Elimination System (NPDES) permit and the permitting authority has been notified in writing prior to discharge. Do not discharge effluent containing this product to sewer systems without previously notifying the local sewage treatment plant authority. For guidance contact your State Water Board or regional Office of EPA.

DIRECTIONS FOR USE

It is a violation of Federal law to use this product in a manner inconsistent with its labeling.

Do not apply this product in a way that will contact workers or other persons, either directly or through drift. Only protected handlers may be in the area during application. For any requirements specific to your State or Tribe, consult the agency responsible for pesticide regulation.

AGRICULTURAL USE REQUIREMENTS

Use this product only in accordance with its labeling and with the Worker Protection Standard, 40 CFR Part 170. This Standard contains requirements for the protection of agricultural workers on farms, forests, nurseries, and greenhouses, and handlers of agricultural pesticides. It contains requirements for training, decontamination, notification, and emergency assistance. It also contains specific instructions and exceptions pertaining to the statements on this label about personal protective equipment (PPE) and restricted-entry interval. The requirements in this box only apply to uses of this product that are covered by the Worker Protection Standard.

There is no restricted entry interval (REI).

NON-AGRICULTURAL USE REQUIREMENTS

The requirements in this box apply to uses of this product that are NOT within the scope of the Worker Protection Standard for agricultural pesticides (40 CFR part 170). The WPS applies when this product is used to produce agricultural plants on farms, nurseries, or greenhouses.

Keep Children and Pets Off Treated Lawns until area is completely dry.

Consan Triple Action 20 is a multi-purpose disinfectant for the control of fungal, bacterial and viral ornamental plant pathogens, slime-forming fungi and algae and the odors these organisms may cause. Used as directed, the pesticidal residues of this product are biodegraded by normal soil micro-organisms.

DO NOT APPLY BY AERIAL SPRAY.

Greenhouse and Plant Propagation Applications

- **GREENHOUSE HARD SURFACES:** To disinfect hard inanimate surfaces (such as glass, work surfaces, benches, flats, pots, tools, cooler pads, walkways, and walls) add 1/4 fluid ounce (1½ teaspoons) Consan Triple Action 20 to one gallon of water. Apply solution with mop, cloth, sponge, or mechanical sprayer so as to wet thoroughly. Allow to remain wet for ten minutes, and then let air dry.
- **WORK AREA AND BENCHES:** To kill plant disease organisms responsible for root rot, crown rot, botrytis, downy mildew, etc., spray or swab all working surfaces before each work period, and again after work on each plant is completed, with a solution of 1¾ teaspoons of Consan Triple Action 20 to one gallon of water.
- **FLOWER POTS, BUCKETS AND FLATS:** To kill plant disease organisms responsible for root rot, crown rot, anthracnose, mildew, rusts and plant blights, brush or wash used pots, buckets or flats and then soak them in a solution of 1¾ teaspoons of Consan Triple Action 20 to one gallon of water for at least 10 minutes.

- **CUTTING TOOLS:** To disinfect, soak the cutting edges of plant care tools in a solution of 1¼ teaspoons of Consan Triple Action 20 to one gallon of water for at least 10 minutes, and use the wet tool on each plant. Repeat the disinfection soak after use on each plant to kill and prevent transmission of plant disease organisms such as stem rot, root rot, Tobacco Mosaic Virus (TMV), and botrytis. Rinse the plant tools in clean water and oil at the end of each work period.
- **WALKWAYS:** To remove and control heavy algal growth on greenhouse or garden walkways, apply a solution of 1 tablespoon Consan Triple Action 20 in one gallon of water with a mop or mechanical sprayer and let stand for at least one hour. Then scrub or wash away dead algae. Apply solution again and let walkway air dry for inhibition of new algal growth. Repeat treatment whenever algal growth returns.
- **GARDEN BIRD BATHS:** DO NOT USE FOR FISH CONTAINERS! To remove build-up of algal growth from an empty bird bath, apply a solution of 1 tablespoon Consan Triple Action 20 in one gallon of water with a cloth, sponge or mechanical sprayer and allow to air dry. Brush off dead algae before refilling with water.
- **EVAPORATIVE COOLERS:** To control bacteria, algae, slime forming fungi and certain plant pathogens which may be circulated through the cooler, treat every other week with 1 teaspoon of Consan Triple Action 20 for every 15 gallons of cooler water.
- **TREATMENT OF ALGAL BUILD-UP IN OVERHEAD WATERING SYSTEM NOZZLES:** To prevent nozzle blockage in greenhouse overhead watering systems (for ornamental plants only) use a solution of 1 tablespoon Consan Triple Action 20 in one gallon of water. Turn off the overhead watering system and apply the solution to spray heads with a cloth, sponge or mechanical sprayer and allow to air dry for at least one hour before reactivating the watering system.

DO NOT APPLY THIS PRODUCT THROUGH ANY TYPE OF IRRIGATION SYSTEM!

- **TREATMENT OF BULBS AND RHIZOMES:** To control **fusarium basal rot** of DAFFODIL, NARCISSUS, HYACINTH, TULIPS, EASTER LILIES, GLADIOLI, and IRIS, clean newly dug corms, bulbs or rhizomes and then soak them for 10 minutes in a solution of 1½ teaspoons Consan Triple Action 20 in one gallon of water. Air dry prior to storage and treat again just prior to replanting.

To control **botrytis crown rot** and **gray mold rot** of IRIS, soak rhizomes and 3 to 4 inches of leaf bases for 30 minutes in a solution of 2 teaspoons Consan Triple Action 20 in one gallon of water and plant treated rhizomes while they are still wet.

- **TREATMENT OF PLANT CUTTINGS:** To control **powdery mildew**, **crowngall**, and **gray mold leaf spots** on BEGONIA, FUCHSIA, GERANIUM, and CHRYSANTHEMUM, completely immerse cuttings for 5 minutes in a solution of 1½ teaspoons Consan Triple Action 20 in one gallon of water. Plant in sterilized potting soil or in compost which has been completely saturated in the specified Consan Triple Action 20 solution.

To control underground **rotting**, **bacterial leaf spot** and **slimy collar rot** of disease-free CACTUS cuttings, soak entire cutting in a solution of 1½ teaspoons Consan Triple Action 20 in one gallon of water for 5 minutes before planting. Spray rooting cuttings with this same strength solution at 1- to 14 day intervals.

To control development of **rust** on CARNATION, completely immerse cuttings in a solution of 1½ teaspoons Consan Triple Action 20 in one gallon of water for 5 minutes before planting.

- **TREATMENT OF SEEDS AND SEEDLINGS:** To reduce **damping off** of seedlings, place seeds in a flask and completely cover with a fresh solution of 1½ teaspoons Consan Triple Action 20 in one gallon of water. Soak for 5 minutes, then drain the Consan Triple Action 20 solution and plant immediately.

To reduce **damping off** problems in commercial operations (**Ornamental plants only**), place seedlings in a flask and completely cover with a solution of 1½ teaspoons Consan Triple Action 20 in one gallon of water. Soak for 5 minutes, and then plant immediately. The Consan Triple Action 20 solution can be reused, but it should be replaced daily or when it becomes visibly dirty.

Plant treated seedlings in sterilized potting medium or in garden soil completely saturated with the Consan Triple Action 20 solution. (In pots or trays, add the 1½ teaspoons per gallon of solution to the surface of garden soil until it drains through the soil and out bottom of container.)

To control spread of **damping off** in planted seedlings (**Ornamental plants only**), use a mechanical sprayer to thoroughly wet all plant surfaces with a solution of 1 teaspoon of Consan Triple Action 20 in one gallon of water.

To control sporulation and spread of downy mildew in planted seedlings (**Ornamental plants only**), use a mechanical sprayer to thoroughly wet all plant surfaces with a solution of 2 tablespoons Consan Triple Action 20 in three gallons of water. Respray at 5-day intervals until disease is under control.

Control of Plant Diseases on Ornamental Plants

Application is limited to Spot Treatment of diseased ornamental plants and flowers at a maximum rate of 800 ppm and total use of 5 lbs. of active ingredient (3 gallons of Consan Triple Action 20) per acre. Treatment is restricted to indoor or uses in which controlled conditions prevent runoff and exposure to the environment. In the case of diseased trees, the spot treatment of trees must be at least 100 feet away from any pond, lake, stream, or river to prevent possible runoff of the product into the waterway.

- **TREATMENT OF ROSES:** Observe good garden sanitation; remove and burn all infected plant parts.

To control **leaf black spot, powdery mildew, rusts and stem gall** on ROSES, thoroughly wet all plant surfaces with a solution of 1½ teaspoons of Consan Triple Action 20 in one gallon of water. Apply during warm weather, by any convenient means at first sign of disease. Repeat in 10- to 14-days, and thereafter as needed. Do not apply during wet, rainy weather.

To control **brown canker** on ROSES, start applications of 1½ teaspoons of Consan Triple Action 20 in one gallon of water in early Spring when new growth begins to show and continue weekly applications until plants are dormant. Additional applications should be made between periods of extended rainy weather to keep new growth covered.

- **TREATMENT OF FLOWERING ANNUALS, PERENNIALS, GARDEN SHRUBS AND TREES:** To control disease problems on most flowering and ornamental plants, treat with a solution of 1½ teaspoons of Consan Triple Action 20 in one gallon of water at the first signs of disease. Observe good garden sanitation; remove and burn all infected plant parts.

- CALENDULAS, CHINA ASTERS, CHRYSANTHEMUMS, DAHLIAS, CREPE MYRTLE, LILAC, and LIVE OAK, can be protected from **powdery mildew** by spraying with a solution of 1½ teaspoons of Consan Triple Action 20 in one gallon of water when symptoms first appear. Spray when leaf buds burst in Spring and repeat every two weeks throughout the mildew season. Spray Live Oak trees at bud break and repeat in April.
- SNAPDRAGONS can be protected from **Phyllosticta blight, anthracnose, powdery mildew, downy mildew, stem rot, rusts and wilt** diseases by spraying upper and lower leaf surfaces with a solution of 1½ teaspoons of Consan Triple Action 20 in one gallon of water until thoroughly wet. Repeat every 7 to 10 days. To prevent plant disease build-up in the garden, collect and burn plant tops in the Fall.
- IRIS can be protected from **botrytis leaf spot** by spraying foliage at weekly intervals with a solution of 1½ teaspoons of Consan Triple Action 20 in one gallon of water during the growth season.
- AUCUBA, DAHLIA, FUCHSIA, GERANIUM, GLADIOLUS, PEONY and PIERIS can be protected from **botrytis gray mold, rusts and downy mildew** by spraying affected plant parts with a solution of 1½ teaspoons of Consan Triple Action 20 in 1 gallon of water when disease symptoms on new growth are first detected. Remove all dead flowers, leaves or stems before spraying. For rust control, spray with the same solution at one to two week intervals during periods of wet weather, beginning in early Summer. For botrytis control, use a fine mist application of a solution of 1½ teaspoons of Consan Triple Action 20 in 1 gallon of water and lightly spray buds and blossoms two to three times a week.
- CARNATIONS can be protected from **stem rot, canker rot, crown rot, root rot and gray mold rot** by thoroughly wetting all plant surfaces with a solution of 1½ teaspoons of Consan Triple Action 20 in one gallon of water at first signs of disease.

For **gray mold** control, use one or two fine mist applications of a solution of 1½ teaspoons of Consan Triple Action 20 in one gallon of water just before blossoming. Lightly spray buds and blossoms. Infected buds, blossoms and stems should be collected and burned. Pick off all infected buds, blossoms and stems and burn.

- FUCHSIA, GARDENIA, GERANIUM, and HELIOTROPE can be protected from **stem rot** and **gray mold bud rot** with weekly applications of a solution of 1½ teaspoons of Consan Triple Action 20 in one gallon of water, as a fine mist spray or fog, at first signs of disease. Pick off all infected buds, blossoms and stems and burn.
- KALANCHOE, CRASSULA and SEDUM can be protected from **root rot**, **crown rot** and **crowngall** by removing and burning infected plant parts and drenching the remaining plants with a solution of 1½ teaspoons of Consan Triple Action 20 in one gallon of water. Spray plants at weekly intervals thereafter with the solution until the disease is controlled.
- HAWTHORN, HOLLYHOCK and SNAPDRAGONS can be protected from plant rust diseases by a spray program utilizing a solution of 1½ teaspoons of Consan Triple Action 20 in one gallon of water. Begin disease prevention by good garden sanitation involving removal of all plant debris during the Winter or dormant season. Begin the spray program when new leaves appear and before onset of the rainy season, taking care to spray the undersides of potentially infected leaves. Hollyhocks should be sprayed at weekly intervals when spring growth begins and again in late summer. Treatment for snapdragons should begin when plants are set in the garden and repeated at 7-10 day intervals.
- HAWTHORN can be protected from **leaf blight** and subsequent leaf drop, which may occur after very wet Spring weather, by three spray applications of a solution of 1½ teaspoons of Consan Triple Action 20 in one gallon of water. Make first application as soon as leaves break out of their buds. Spray again when leaves are half grown and for the third time when they reach full size.
- FLOWERING DOGWOOD (*Cornus florida*) can be protected from **anthracnose**, **leaf blight** and **leaf spot** with four applications of a solution of 1½ teaspoons of Consan Triple Action 20 in one gallon of water. The first spray should be made when flower buds begin to open and the second as soon as flower bracts have fallen. The third spray should be made four weeks later and the fourth in late summer after the flower buds for next Spring are formed. Spray treatments are most effective when made just before rainy periods.
- ASH, SYCAMORE and other susceptible trees can be protected from **anthracnose** by three spray treatments of all leaf and twig surfaces with a solution of 1½ teaspoons of Consan Triple Action 20 in one gallon of water until they are thoroughly wet. Large trees may require 50-60 gallons of spray for complete coverage. Spray trees when leaf buds start to swell in April and repeat when leaves begin to expand. Make the third application when leaves are about 75% of their full size.
- PALMS can be protected from **heart rot** and **penicillium leaf base rot** at the first signs of rot by completely filling the cup formed by the radiating frond bases at the top center or "heart" of the plant with a solution of 1½ teaspoons of Consan Triple Action 20 in one gallon of water. Repeat the treatment at weekly intervals until control of rot disease is achieved.
- CREPE MYRTLE, PEAR and other susceptible FRUIT trees can be protected from **bacterial fireblight** with a solution of 1½ teaspoons of Consan Triple Action 20 in a gallon of water. Spray mist or rinse the complete plant. Treat fruit-bearing pear and other fruit-bearing trees only in early Spring and after harvest in late fall or while the tree is dormant. Crepe Myrtle and all susceptible ornamental fruit trees should also be treated during warm weather, and after pruning. Repeat treatment at two week intervals as needed.
- **TREATMENT OF GREENHOUSE AND POTTED HOUSE PLANTS:** To control disease problems on most greenhouse ornamentals and house plants, treat with a solution of one teaspoon of Consan Triple Action 20 in one gallon of water at the first signs of disease. Observe good plant sanitation; remove and burn all infected plant parts.
To control the growth of unwanted algae in or on pots containing ornamental plants, grown indoors, in greenhouses or outdoors, use a solution of ¼ fluid ounce (1½ teaspoons) Consan Triple Action 20 in one gallon of water to cover about 40 sq. ft. of surface. Use a mechanical sprayer to thoroughly wet the algal growth. If spray contacts foliage of desirable plants, rinse off within 5 minutes. Repeat treatment whenever algal growth returns.
- **TREATMENT OF TERRARIUMS:** To control algal build-up and cross contamination by plant disease organisms in terrariums, flasks and bubbles, wipe inside of glass with a towel dampened with a solution of 3/4 teaspoon of Consan Triple Action 20 in 1 gallon of water.

- AFRICAN VIOLETS (*Saintpaulia*) can be protected from **botrytis gray mold rot, bud rot, Downy mildew, powdery mildew root rot or crown rot** by complete coverage of foliage with a solution of 1/2 teaspoon of Consan Triple Action 20 in 1 gallon of water. Coverage can be obtained by spraying, but dipping of the entire plant and pot in the solution is more effective. Repeat treatment every 10 days until control is achieved.
- FERNS, BEGONIAS and GESNARIA can be protected from **leaf spot, gray mold bud rot, and shoot rot** by spraying with a solution of 3/4 teaspoon of Consan Triple Action 20 in 1 gallon of water at first signs of disease. Maintain good plant sanitation by removing all plant debris and dead leaves. For begonias and gesnariads, spray before buds open and respray when flower petals have fallen and again two weeks later.
- RUBBER PLANT can be protected from **anthracnose** attack of stems and leaves, and from **stem crown gall**, by removal and burning of infected plant parts at the first signs of disease. Then spray, mist or fog the plant(s) with a solution of 3/4 teaspoon of Consan Triple Action 20 in 1 gallon of water and repeat treatment weekly until control is achieved.
- ORCHIDS can be sprayed once a month with a disinfecting solution of 1½ teaspoons of Consan Triple Action 20 per gallon of water as a fungal preventative. At the first sign of *Erwinia rot*, remove compost and soak the entire plant for at least 10 minutes in the disinfectant. Then remove all infected tissues with a disinfected cutting tool and resoak the cut surfaces in Consan Triple Action 20 disinfectant for an additional 10 minutes. Repot in disinfectant drenched compost. Crown rot (*Phialenopsis*) can be controlled by weekly applications of a solution of 1½ teaspoons of Consan Triple Action 20 per gallon of water. Cover all surfaces, particularly in and around orchid leaf bases.

When dividing orchids, transmission of plant pathogens can be prevented by removing compost and soaking plants for 2-5 minutes in a disinfecting solution of 1 tablespoon of Consan Triple Action 20 in one gallon of water. Wet hands and cutting tools with disinfectant before plant division and root trimming. Then resoak divided orchids in disinfectant for an additional 2-5 minutes. Repot in disinfectant drenched compost.

- **TREATMENT OF CUT FLOWERS:** To control **mold** and **downy mildew** development on cut flowers dip harvested plant spikes in a solution of 1½ teaspoons of Consan Triple Action 20 in one gallon of water prior to shipping. To prevent **bacterial stem plugging** of cut flowers, harden stems in a solution of 1 teaspoon of Consan Triple Action 20 in one gallon of water following harvest and during storage and shipping in containers, tubes or decorative vases.

- **TREATMENT OF RESIDENTIAL LAWNS AND TURF:**

For use in turf grasses, including lawns of GRASS or DICHONDRA, to control **fungal diseases** in turf grasses, including **dollar spot** (*Sclerotinia*), **fusarium blight** (*Fusarium*), **leaf spot** (*Helminthosporium*), **brown patch** (*Rhizoctonia*), **fading-out** (*Curvularia*), **pythium blight, rust, toad stools, fairy rings and algal build-up**, spray a solution of 0.4 fl. oz. of Consan Triple Action 20 per gallon of water to treat 40 square feet (4 ft. x 10 ft.) of lawn.

Application is limited to Spot Treatment of diseased areas of the lawn/turf at a maximum use rate of 5.4 lbs. A.I./acre (800 ppm) not to exceed 25 gallons per 1,000 sq. ft. Treatment must be repeated up to 6 times a year at 10-day intervals. Treat the diseased areas at least one foot beyond the edges of isolated diseased areas. Saturate the entire treatment area, wetting all plant and soil surfaces. Treatment is required during the warm growing season and may be made when the lawn is dry or damp, but not during wet rainy weather.

Do not graze treated areas or feed clippings to livestock. DO NOT APPLY THIS PRODUCT THROUGH ANY TYPE OF IRRIGATION SYSTEM!

- **TREATMENT OF COMMERCIAL TURF:**

For use in turf grasses, including DICHONDRA, to control **fungal diseases** in turf grasses, including **dollar spot** (*Sclerotinia*), **fusarium blight** (*Fusarium*), **leaf spot** (*Helminthosporium*), **brown patch** (*Rhizoctonia*), **fading-out** (*Curvularia*), **pythium blight, rust, toad stools, fairy rings and algal build-up**, spray a solution of 0.3 fl. oz. of Consan Triple Action 20 per gallon of water. Application is limited to Spot Treatment of diseased areas of the turf, not to exceed treatment of 10 acres (2000 gallons) with retreatment at 10-day intervals, not to exceed 6 treatments per year. Treat the diseased areas at least one foot beyond the edges of isolated diseased areas. Saturate the entire treatment area, wetting all plant and soil surfaces. Treatment is required during the warm growing season and may be made when the lawn is dry or damp, but not during wet rainy weather.

Not for use on seed or sod farms. Do not graze treated areas or feed clippings to livestock. DO NOT APPLY THIS PRODUCT THROUGH ANY TYPE OF IRRIGATION SYSTEM!

• **TREATMENT OF GOLF COURSES:**

For commercial application to golf courses (treatment is limited to "Greens and Tees") to control **fungal diseases** in turf grasses, including **dollar spot** (*Sclerotinia*), **fusarium blight** (*Fusarium*), **leaf spot** (*Helminthosporium*), **brown patch** (*Rhizoctonia*), **fading-out** (*Curvularia*), **pythium blight**, **rust**, **toad stools**, **fairy rings** and **algal build-up** at a rate of 0.8 lbs. of a.i. per acre (200 ppm) not to exceed treatment of 10 acres (2000 gallons) with retreatment at 10 day intervals not to exceed 6 treatments per year.

DO NOT APPLY THIS PRODUCT THROUGH ANY TYPE OF IRRIGATION SYSTEM!

HARD SURFACE APPLICATIONS

Consan Triple Action 20 is a multi-purpose disinfectant, sanitizer-deodorant for use in homes, nursing homes, hospitals, offices, schools, and institutions.

All surfaces to be sanitized or disinfected must be thoroughly cleaned before application of this product!

FOR SANITIZING: USE ONE OUNCE TO EIGHT GALLONS OF WATER (200 PM).

FOR DISINFECTING: USE ONE OUNCE TO FOUR GALLONS OF WATER (400 PPM).

One Ounce = Two Tablespoons = Six Teaspoons

GENERAL HOME AND OFFICE SURFACES: Use to disinfect and deodorize hard surfaces such as floors, walls, garbage carts, locker rooms, tubs and showers, lavatories and toilet seats. Use the disinfecting solution. Apply the disinfecting strength solution (see above) by sponge, mop or spray to thoroughly wet all surfaces and keep wet for 10 minutes. Allow surfaces to air dry and do not rinse. Always clean these surfaces thoroughly before disinfecting.

SCHOOLS AND INSTITUTIONS: Disinfect thoroughly cleaned general surfaces (such as floors, walls, garbage carts, locker rooms, tubs and showers, lavatories and toilet seats) by application of disinfecting strength solution. Apply by sponge, mop or spray to thoroughly wet all surfaces and keep wet for 10 minutes. Allow surfaces to air dry and do not rinse. In addition, use disinfecting solution to scrub shower and locker room floors, benches, mats and other surfaces commonly contacted by the bare feet, to aid in preventing spread of athlete's feet fungi on environmental surfaces. Allow to remain wet for 10 minutes and then let air dry.

NURSING HOMES AND HOSPITALS: Use disinfecting solution to treat previously cleaned lavatories, floors, walls, bed frames and equipment. Thoroughly wet these surfaces with disinfecting solution by wiping, mopping, or scrubbing. Use disinfecting strength solution as a final laundry rinse to provide residual bacteriostatic activity and diaper sanitation. Use the sanitizing strength solution as a spray to deodorize mattresses, pillows and bed pans. Allow to remain wet for 10 minutes and then let air dry.

LAUNDRIES: Consan Triple Action 20 provides residual bacteriostatic activity when used at the disinfecting rate of one fluid ounce to four gallons of water, as determined by the Petrocci and Clark Method for laundry additives. **ADD CONSAN TRIPLE ACTION 20 ONLY TO THE FINAL RINSE WATER!**

WATER/SMOKE DAMAGE RESTORATION OF POROUS AND SEMI-POROUS MATERIALS

Consan Triple Action 20 is effective against fungi and bacteria causing odors on water damaged rugs, carpets, carpet tiles and carpet pads or cushions, manufactured from wet cleanable or synthetic fibers (not for use on wool), and on subfloors, drywall, trim, framing lumber, tackless carpet strips and wall paneling, in homes, offices, schools and other institutions, industrial sites and in nursing homes and hospitals.

Following damage from a clean water source: Extract excess water. Test hidden area for colorfastness. Dilute Consan Triple Action 20 at a rate of 1 fluid ounce in 2 gallons of water (800ppm) which will allow for the diluting effect of absorbed water within the saturated materials. Remove gross filth of heavy soil. Use proper ventilation at all times. Apply as a coarse spray to saturate all affected materials, then use a roller or stiff brush to distribute the active ingredients. Keep treated materials wet for at least 10 minutes, then extract thoroughly. Do not rinse. Dry rapidly and thoroughly.

Following damage from a contaminated water source (river flooding or sewer backup): Pretreat damaged surfaces with Consan Triple Action 20 diluted to a concentration of 1 fluid ounce of product in 1 gallon of water (1,600ppm). Remove gross filth or heavy soil along with non-salvageable materials and extract excess water. Test for colorfastness. Retreat with a Consan dilution of 1 fluid ounce in 2 gallons of water (800ppm). Use proper ventilation at all times. Apply as a coarse spray to saturate all affected materials, then use a roller or stiff brush to distribute the active ingredients. Keep treated materials wet for at least 10 minutes, then extract thoroughly. Do not rinse. Dry rapidly and thoroughly.

Always test for colorfastness before treating surface. Apply diluted product to a small concealed spot, then rub with a clean white cloth. Do not use this water based product if color of surface transfers to cloth.

INCOMPATIBILITIES: DO NOT MIX CONSAN TRIPLE ACTION 20 WITH COMMON SOAP, DETERGENTS, COMPOUNDS CONTAINING IRON, DYE INDICATORS, OR ANY OTHER ANIONIC MATERIALS.

STORAGE AND DISPOSAL

Do not contaminate water, food or feed by storage or disposal.

(Storage and Disposal Instructions for Non-residential/Non-household Use.)

PESTICIDE STORAGE: Open dumping is prohibited. Store only in original container. Do not reuse empty container. Keep this product under locked storage sufficient to make it inaccessible to children or persons unfamiliar with its proper use.

PESTICIDE DISPOSAL: Pesticide wastes are acutely hazardous. Improper disposal of excess pesticide, spray mixture, or rinsate is a violation of Federal Law. If these wastes cannot be disposed of by use according to label instructions, contact your State Pesticide or Environmental Control Agency, or the Hazardous Waste Representative at the nearest EPA Regional Office for guidance.

CONTAINER DISPOSAL: Triple rinse (or equivalent). Then offer for recycling or reconditioning, or puncture and dispose of in a sanitary landfill, or by other procedures approved by state and local authorities. In addition, plastic containers may be disposed of by incineration, or if allowed by state and local authorities, by burning. If burned stay out of smoke.

(Alternate Storage and Disposal Instructions – for products labeled for Residential/Household Use – meeting requirements of PR Notice 2001-6.)

PESTICIDE STORAGE: Store only in original container. Do not reuse empty container. Keep this product under locked storage sufficient to make it inaccessible to children or persons unfamiliar with its proper use.

CONTAINER DISPOSAL: **If empty:** Do not reuse this container. Place in trash or offer for recycling if available. **If partly filled:** Call your local solid waste agency for disposal instructions. Never place unused product down any indoor or outdoor drain.

IMPORTANT: READ BEFORE USE

Read the entire Directions for Use, Conditions of Warranties and Limitations of Liability before using this product. If terms are not acceptable, return the unopened product container at once.

By using this product, user or buyer accepts the following Conditions, Disclaimer of Warranties and Limitations of Liability.

CONDITIONS: The directions for use of this product are believed to be adequate and must be followed carefully. However, it is impossible to eliminate all risks associated with the use of this product. Crop injury, ineffectiveness or other unintended consequences may result because of such factors as weather conditions, presence of other materials, or the manner of use or application, all of which are beyond the control of Parkway Research, A Division of Brandt Consolidated, Inc. All such risks shall be assumed by the user or buyer.

DISCLAIMER OF WARRANTIES: To the extent consistent with applicable law, Parkway Research, A Division of Brandt Consolidated, Inc. makes no other warranties, express or implied, of merchantability or of fitness for a particular purpose or otherwise, that extend beyond the statements made on this label. No agent of Parkway Research, A Division of Brandt Consolidated, Inc. is authorized to make any warranties beyond those contained herein or to modify the warranties contained herein. To the extent consistent with applicable law, Parkway Research, A Division of Brandt Consolidated, Inc. disclaims any liability whatsoever for special, incidental or consequential damages resulting from the use or handling of this product.

LIMITATIONS OF LIABILITY: To the extent consistent with applicable law, the exclusive remedy of the user or buyer for any and all such losses, injuries or damages resulting from the use or handling of this product, whether in contract, warranty, tort, negligence, strict liability or otherwise, shall not exceed the purchase price paid or at Parkway Research, A Division of Brandt Consolidated, Inc.'s election, the replacement of product.

**[Consan Triple Action 20, with Horticultural &/or Surface Applications –
Alternative Product Names]**

Primary Product Brand Name:

- 1) **Consan® Triple Action 20**; includes all Master Label uses, including Agricultural (Non-Food), Non-Agricultural (Horticultural & Turf) & Hard-Surface Applications for the Homeowner.

Alternate Product Brand Names:

- 2) **Consan® Triple Action 20 LGH**, "Lawn, Garden & Household Fungicide & Algaecide"; includes all Non-Agricultural (Horticultural & Turf) & Hard-Surface Applications for the Homeowner.
- 3) **Consan® Turf**, "Turf Fungicide & Algaecide"; includes only Non-Agricultural Commercial Turf Applications.
- 4) **Consan® Greenhouse**, "Greenhouse Hard-Surface Disinfectant"; includes only Non-Agricultural Greenhouse Hard-Surface Applications with uses added by Notification for alternative treatment of "spray heads" in spray mist systems.
- 5) **Consan® Rose and Crepe Myrtle**, "Spray Concentrate"; includes only Non-Agricultural (Horticultural) Applications for control of plant fungal diseases for the Homeowner.