


1171 58044-3

10/7

Del Tek Inc.



**TRIPLE ACTION
20**

ACCEPTED
NOV 25 1992
Under the Federal Insecticide,
Fungicide, and Rodenticide Act,
as amended, for the pesticide
registered under
EPA Reg. No. 58044-3

- * DISINFECTANT
- * SANITIZER
- * DEODORANT
- * ALGAECIDE
- * FUNGICIDE
- * BACTERIOCIDE
- * PLANT VIRUCIDE

FOR USE ON ORNAMENTAL PLANTS, GRASSES AND TREES . . .

ACTIVE INGREDIENTS:	PERCENT
n-alkyl (60% C14, 30% C16, 5% C12, 5% C18)	
dimethyl benzyl ammonium chlorides	9.0
n-alkyl (50% C12, 30% C14, 17% C16, 3% C18)	
dimethyl ethylbenzyl ammonium chlorides	9.0
n-alkyl (50% C12, 30% C14, 17% C16, 3% C18)	
dimethyl benzyl ammonium chlorides	2.0
INERT INGREDIENTS:	80.0
TOTAL	100.0%

DANGER

Keep out of reach of children.
See side panel for first aid and additional precautions.

EPA REG. NO. 10331-9 ⁵⁸⁰⁴⁴⁻³

- 1 GALLON -

EPA EST. 10331-TX-1

BEST AVAILABLE COPY

[Consan Triple Action 20 Horticultural & Hard Surface Applications]

[PRECAUTIONARY & STORAGE AND DISPOSAL STATEMENTS]

PRECAUTIONARY STATEMENTS

HAZARD TO HUMANS AND DOMESTIC ANIMALS

DANGER: KEEP OUT OF REACH OF CHILDREN. Causes eye damage and skin irritation. Do not get in eyes, on skin or clothing. Avoid breathing spray mists. Use a mask or some other breathing apparatus during tree spraying operations. Wear goggles or face shield and rubber gloves when handling. Keep Children and Pets Off Treated Lawns until area is completely dry. Do not use on Feeding and Grazing Grasses.

STATEMENT OF PRACTICAL TREATMENT: In case of contact, immediately flush eyes or skin with plenty of water for at least 15 minutes. For eyes, call a physician. If swallowed, drink promptly a large quantity of milk, egg whites, gelatin solution, or if these are not available, drink large quantities of water. Avoid alcohol. Call a physician immediately. Remove and wash contaminated clothing before re-use.

NOTE TO PHYSICIAN: Probable mucosal damage may contraindicate the use of gastric lavage. Measures against circulatory shock, respiratory depression and convulsion may be needed.

ENVIRONMENTAL HAZARD: This pesticide is toxic to fish. Do not apply directly to fish bearing waters. Do not contaminate waters by cleaning of equipment or disposal of wastes. Avoid application to turf areas actively grazed by waterfowl.

BEST AVAILABLE COPY

STORAGE AND DISPOSAL

PROHIBITIONS: Do not contaminate water, food or feed by storage or disposal. Open dumping is prohibited. Do not reuse empty container.

PESTICIDE DISPOSAL: Pesticide Spray mixture, or rinse water that can not be used according to label instructions must be disposed of according to federal or approved state procedures under subtitle C or the Resource Conservation and Recovery Act.

CONTAINER DISPOSAL: Plastic Containers-triple rinse (or equivalent). Then offer for recycling or reconditioning, or dispose of in sanitary landfill, or by incineration if allowed by state and local authorities.

GENERAL: Consult Federal, state or local authorities for approved alternative procedures, such as limited open burning.

ACCEPTED
NOV 25 1992
Under the Federal Insecticide,
Fungicide, and Rodenticide Act,
as amended, for the pesticide
registered under
EPA Reg. No. 58044-3

ACCEPTED
NOV 25 1992

CONSAN TRIPLE ACTION 20
MASTER LABEL
EPA Revised Draft, 4 Nov. '92
Page 3 of 9
RIGHT SIDE PANEL

324

**DIRECTIONS FOR USE
GENERAL CLASSIFICATION**

Under the Federal Insecticide,
Fungicide, and Rodenticide Act,
as amended, for the pesticide
registered under
EPA Reg. No. 58044-3

It is a violation of Federal law to use this product in a manner inconsistent with its labeling.

Consan Triple Action 20 is a multi-purpose disinfectant for the control of fungal, bacterial and viral ornamental plant pathogens, slime-forming fungi and algae and the odors these organisms may cause. Used as directed, the pesticidal residues of this product are biodegraded by normal soil micro-organisms.

Greenhouse and Plant Propagation Applications

GREENHOUSE HARD SURFACES: To disinfect hard inanimate surfaces (such as glass, work surfaces, benches, flats, pots, tools, cooler pads, walkways, and walls) add 1/4 fluid ounce (= 1 & 1/2 teaspoons) Consan Triple Action 20 to one gallon of water. Apply solution with mop, cloth, sponge, or mechanical sprayer so as to wet thoroughly. Allow to remain wet for ten minutes, and then let air dry.

[Optional additional labeling for greenhouse applications.]*

* **WORK AREA AND BENCHES:** To kill plant disease organisms responsible for root rot, crown rot, botrytis, downy mildew, etc., spray or swab all working surfaces before each work period, and again after work on each plant is completed, with a solution of one tablespoon of Consan Triple Action 20 to one gallon of water.

* **FLOWER POTS, BUCKETS AND FLATS:** To kill plant disease organisms responsible for root rot, crown rot, anthracnose, mildew, rusts and plant blights, brush or wash used pots, buckets or flats and then soak them in a solution of one tablespoon of Consan Triple Action 20 to one gallon of water for at least 10 minutes.

* **CUTTING TOOLS:** To disinfect, soak the cutting edges of plant care tools in a solution of one teaspoon of Consan Triple Action 20 to one gallon of water for at least 10 minutes, and use the wet tool on each plant. Repeat the disinfection soak after use on each plant to kill and prevent transmission of plant disease organisms such as stem rot, root rot, Tobacco Mosaic Virus (TMV) and botrytis. Rinse the plant tools in clean water and oil at the end of each work period.

* **WALKWAYS:** To remove and control heavy algal growth on greenhouse or garden walkways, apply a solution of 1/4 fluid ounce (= 1 & 1/2 teaspoons) Consan Triple Action 20 in one gallon of water with a mop or mechanical sprayer and let stand for at least one hour. Then scrub or wash away dead algae. Apply solution again and let walkway air dry for inhibition of new algal growth. Repeat treatment whenever algal growth returns.

* **GARDEN BIRD BATHS: DO NOT USE FOR FISH CONTAINERS!** To remove build-up of algal growth from an empty bird bath, apply a solution of one tablespoon Consan Triple Action 20 in one gallon of water with a cloth, sponge or mechanical sprayer and allow to air dry. Brush off dead algae before refilling with water.

* **EVAPORATIVE COOLERS:** To control bacteria, algae, slime forming fungi and certain plant pathogens which may be circulated through the cooler, treat every other week with one ounce of Consan Triple Action 20 for every 30 gallons of cooler water.

BEST AVAILABLE COPY

ACCEPTED

NOV 25 1992

Under the Federal Insecticide,
Fungicide, and Rodenticide Act,
as amended, for the pesticide
[REDACTED]
EPA Reg. No. 58044-2

CONSAN TRIPLE ACTION 20
MASTER LABEL
EPA Revised Draft, 4 Nov. '92
Page 4 of 9
RIGHT SIDE PANEL

[Consan Triple Action 20 Horticultural Application Instructions]

* **TREATMENT OF BULBS AND RHIZOMES:** To control fusarium basal rot of Daffodil, NARCISSUS, HYACINTH, TULIPS, EASTER LILIES, GLADIOLI, and IRIS, clean newly dug corms, bulbs or rhizomes and then soak them for 10 minutes in a solution of 1/4 fluid ounce (= one & 1/2 teaspoons) Consan Triple Action 20 in one gallon of water. Air dry prior to storage and treat again just prior to replanting.

To control botrytis crown rot and gray mold rot of IRIS, soak rhizomes and 3 to 4 inches of leaf bases for 30 minutes in a solution of two teaspoons Consan Triple Action 20 in one gallon of water and plant treated rhizomes while they are still wet.

* **TREATMENT OF PLANT CUTTINGS:** To control powdery mildew, crown gall, and gray mold leaf spots on BEGONIA, FUCHSIA, GERANIUM, and CHRYSANTHEMUM, completely immerse cuttings for 5 minutes in a solution of two teaspoons Consan Triple Action 20 in one gallon of water. Plant in sterilized potting soil or in compost which has been completely saturated in the specified Consan Triple Action 20 solution.

To control underground rotting, bacterial leaf spot and slimy collar rot of disease-free CACTUS cuttings, soak entire cutting in a solution of two teaspoons Consan Triple Action 20 in one gallon of water for 5 minutes before planting. Spray rooting cuttings with this same strength solution at 1- to 14 day intervals.

To control development of rust on CARNATION, completely immerse cuttings in a solution of two teaspoons Consan Triple Action 20 in one gallon of water for 5 minutes before planting.

* **TREATMENT OF SEEDS AND SEEDLINGS:** To reduce damping off of seedlings, place seeds in a flask and completely cover with a fresh solution of one-half tablespoon Consan Triple Action 20 in one gallon of water. Soak for 5 minutes, then drain the Consan Triple Action 20 solution and plant immediately.

To reduce damping off problems in commercial operations (Ornamental plants only), place seedlings in a flask and completely cover with a solution of one-half tablespoon Consan Triple Action 20 in one gallon of water. Soak for 5 minutes, and then plant immediately. The Consan Triple Action 20 solution can be reused, but it should be replaced daily or when it becomes visibly dirty.

Plant treated seedlings in sterilized potting medium or in garden soil completely saturated with the Consan Triple Action 20 solution. (In pots or trays, add the one-half table spoon per gallon solution to the surface of garden soil until it drains through the soil and out bottom of container.)

To control spread of damping off in planted seedlings (Ornamental plants only), use a mechanical sprayer to thoroughly wet all plant surfaces with a solution of one teaspoon of Consan Triple Action 20 in one gallon of water.

To control sporulation and spread of downy mildew in planted seedlings (Ornamental plants only), use a mechanical sprayer to thoroughly wet all plant surfaces with a solution of one ounce (= two tablespoons) Consan Triple Action 20 in three gallons of water. Respray at 5-day intervals until disease is under control.

BEST AVAILABLE COPY

ACCEPTED

NOV 25 1992

Under the Federal Insecticide,
Fungicide, and Rodenticide Act,
as amended, for the pesticide
Series 2000
EPA Reg. No. 58244-3

CONSAN TRIPLE ACTION 20
MASTER LABEL
EPA Revised Draft, 4 Nov. '92
Page 5 of 9
RIGHT SIDE PANEL

[Consan Triple Action 20 Horticultural Applications Continued]

- * **TREATMENT OF ALGAL BUILD-UP IN OVERHEAD WATERING SYSTEM NOZZLES:** To prevent nozzle blockage in greenhouse overhead watering systems (for ornamental plants only), use a solution of one fluid ounce of Consan Triple Action 20 in 20 gallons of water during the last 2 or 3 minutes of use. Repeat every second to fourth watering.

Control of Plant Diseases on Ornamental Plants

TREATMENT OF ROSES: To control **leaf black spot, powdery mildew, rusts** and **stem gall**, thoroughly wet all plant surfaces with a solution of one-half tablespoon (one and one-half teaspoons) of Consan Triple Action 20 in one gallon of water. Apply, during warm weather, by any convenient means at first sign of disease. Repeat in 10 to 14 days, and thereafter as needed. Do not apply during wet, rainy weather.

To control **brown canker** on ROSES, start applications in early Spring when new growth begins to show and continue weekly applications until plants are dormant. Additional applications should be made between periods of extended rainy weather to keep new growth covered.

TREATMENT OF FLOWERING ANNUALS, PERENNIALS, GARDEN SHRUBS AND TREES: To control disease problems on most flowering and ornamental plants, treat with a solution of two teaspoons of Consan Triple Action 20 in one gallon of water at the first signs of disease. Observe good garden sanitation; remove and burn all infected plant parts.

[Optional additional labeling for plant disease control.]*

- * CALENDULAS, CHINA ASTERS, CHRYSANTHEMUMS, DAHLIAS, CREPE MYRTLE, LILAC, and LIVE OAK, can be protected from **powdery mildew** by spraying with a solution of two teaspoons of Consan Triple Action 20 in one gallon of water when symptoms first appear. Thoroughly wet upper and lower surfaces of all leaves, stems and branches. Spray when leaf buds burst in Spring and repeat every two weeks throughout the mildew season. Spray Live Oak trees at bud break and repeat in April.

- * SNAPDRAGONS can be protected from **Phyllosticta blight, anthracnose, powdery mildew, downy mildew, stem rot, rusts** and **wilt** diseases by spraying upper and lower leaf surfaces with a solution of two teaspoons of Consan Triple Action 20 in one gallon of water until thoroughly wet. Repeat every 7 to 10 days. To prevent plant disease build-up in the garden, collect and burn plant tops in the Fall.

- * IRIS can be protected from **botrytis leaf spot** by spraying foliage at weekly intervals with a solution of two teaspoons of Consan Triple Action 20 in one gallon of water during the growth season.

- * AUCUBA, DAHLIA, FUCHSIA, GERANIUM, GLADIOLUS, PEONY and PIERIS can be protected from **botrytis gray mold, rusts** and **downy mildew** by spraying affected plant parts with a solution of two teaspoons of Consan Triple Action 20 in 1 gallon of water when disease symptoms on new growth are first detected. Remove all dead flowers, leaves or stems before spraying. For rust control, spray with the same solution at one to two week intervals during periods of wet weather, beginning in early Summer. For botrytis control, use a fine mist [Consan

BEST AVAILABLE COPY

NOV 25 1992
Under the Federal Insecticide,
Fungicide, and Rodenticide Act,
as amended, for the pesticide
EPA Reg. No. 58244-3

CONSAN TRIPLE ACTION 20
MASTER LABEL
EPA Revised Draft, 4 Nov. '92
Page 8 of 9
RIGHT SIDE PANEL

0249

Triple Action 20 Horticultural Applications - Continued

application of a solution of two teaspoons of Consan Triple Action 20 in 1 gallon of water and lightly spray buds and blossoms two to three times a week.

* CARNATIONS can be protected from **stem rot, canker rot, crown rot, root rot and gray mold rot** by thoroughly wetting all plant surfaces with a solution of two teaspoons of Consan Triple Action 20 in one gallon of water at first signs of disease.

For **gray mold** control, use one or two fine mist applications of a solution of two teaspoons of Consan Triple Action 20 in one gallon of water just before blossoming. Lightly spray buds and blossoms. Infected buds, blossoms and stems should be collected and burned. Pick off all infected buds, blossoms and stems and burn.

* FUCHSIA, GARDENIA, GERANIUM, and HELIOTROPE can be protected from **stem rot and gray mold bud rot** with weekly applications of a solution of two teaspoons of Consan Triple Action 20 in one gallon of water, as a fine mist spray or fog, at first signs of disease. Pick off all infected buds, blossoms and stems and burn.

* KALANCHOE, CRASSULA and SEDUM can be protected from **root rot, crown rot and crown gall** by removing and burning infected plant parts and drenching the remaining plants with a solution of two teaspoons of Consan Triple Action 20 in one gallon of water. Spray plants at weekly intervals thereafter with the solution until the disease is controlled.

* HAWTHORN, HOLLYHOCK and SNAPDRAGONS can be protected from plant **rust** diseases by a spray program utilizing a solution of two teaspoons of Consan Triple Action 20 in one gallon of water. Begin disease prevention by good garden sanitation involving removal of all plant debris during the Winter or dormant season. Begin the spray program when new leaves appear and before onset of the rainy season, taking care to spray the undersides of potentially infected leaves. Hollyhocks should be sprayed at weekly intervals when spring growth begins and again in late summer. Treatment for snapdragons should begin when plants are set in the garden and repeated at 7-10 day intervals.

* HAWTHORN can be protected from **leaf blight** and subsequent leaf drop, which may occur after very wet Spring weather, by three spray applications of a solution of two teaspoons of Consan Triple Action 20 in one gallon of water. Make first application as soon as leaves break out of their buds. Spray again when leaves are half grown and for the third time when they reach full size.

* FLOWERING DOGWOOD (*Cornus florida*) can be protected from **anthracnose, leaf blight and leaf spot** with four applications of a solution of two teaspoons of Consan Triple Action 20 in one gallon of water. The first spray should be made when flower buds begin to open and the second as soon as flower bracts have fallen. The third spray should be made four weeks later and the fourth in late summer after the flower buds for next Spring are formed. Spray treatments are most effective when made just before rainy periods.

* ASH, SYCAMORE and other susceptible trees can be protected from **anthracnose** by three spray treatments of all leaf and twig surfaces with a solution of two teaspoons of Consan Triple Action 20 in one gallon of water until they are thoroughly wet. Large trees may require 30-60 gallons of spray for complete coverage. Spray trees when leaf buds start to swell in April and

BEST AVAILABLE COPY

ACCEPTED
NOV 25 1992
Under the Federal Insecticide,
Fungicide, and Rodenticide Act,
as amended for the purpose of
Application 24015-Continued
EPA Reg. No. 58044-3

[*Optional Consan Triple Action 20 Horticultural Applications-Continued]

* PALMS can be protected from **heart rot** and **penicillium leaf base rot** at the first signs of rot by completely filling the cup formed by the radiating frond bases at the top center or "heart" of the plant with a solution of one fluid ounce of Consan Triple Action 20 in one gallon of water. Repeat the treatment at weekly intervals until control of rot disease is achieved.

* CREPE MYRTLE, PEAR and other susceptible FRUIT trees can be protected from bacterial **fireblight** with a solution of one tablespoon of Consan Triple Action 20 in a gallon of water. Spray mist or rinse the complete plant. Treat fruit-bearing pear and other fruit-bearing trees only in early Spring and after harvest in late fall or while the tree is dormant. Crepe Myrtle and all susceptible ornamental fruit trees should also be treated during warm weather, and after pruning. Repeat treatment at two week intervals as needed.

) * **TREATMENT OF GREENHOUSE AND POTTED HOUSE PLANTS:** To control disease problems on most greenhouse ornamentals and house plants, treat with a solution of one teaspoon of Consan Triple Action 20 in one gallon of water at the first signs of disease. Observe good plant sanitation; remove and burn all infected plant parts.

To control algal build-up and cross contamination by plant disease organisms in terrariums, flasks and bubbles, wipe inside of glass with a towel dampened with a solution of one teaspoon of Consan Triple Action 20 in 1 gallon of water.

* AFRICAN VIOLETS (*Saintpaulia*) can be protected from **botrytis gray mold rot**, **bud rot**, **Downy mildew**, **powdery mildew** **root rot** or **crown rot** by complete coverage of foliage with a solution of one-half teaspoon of Consan Triple Action 20 in 1 gallon of water. Coverage can be obtained by spraying, but dipping of the entire plant and pot in the solution is more effective. Repeat treatment every 10 days until control is achieved.

) * FERNS, BEGONIAS and GESNARIA can be protected from **leaf spot**, **gray mold bud rot**, and **shoot rot** by spraying with a solution of one teaspoon of Consan Triple Action 20 in 1 gallon of water at first signs of disease. Maintain good plant sanitation by removing all plant debris and dead leaves. For begonias and gesnariads, spray before buds open and respray when flower petals have fallen and again two weeks later.

* RUBBER PLANT can be protected from **anthracnose** attack of stems and leaves, and from stem **crowngall**, by removal and burning of infected plant parts at the first signs of disease. Then spray, mist or fog the plant(s) with a solution of one teaspoon of Consan Triple Action 20 in 1 gallon of water and repeat treatment weekly until control is achieved.

* ORCHIDS can be sprayed once a month with a disinfecting solution of one tablespoon of Consan Triple Action 20 per gallon of water as a fungal preventative. At the first sign of *Erwinia* rot, remove compost and soak the entire plant for at least 10 minutes in the disinfectant. Then remove all infected tissues with a disinfected cutting tool and resoak the cut surfaces in Consan Triple Action 20 disinfectant for an additional 10 minutes. Repot in disinfectant drenched compost.

BEST AVAILABLE COPY

[Consan Triple Action 20 Horticultural Applications--Continued]

Crown rot (*Phialenopsis*) can be controlled by weekly applications of a solution of two teaspoons of CTA20 per gallon of water. Cover all surfaces, particularly in and around orchid leaf bases.

When dividing orchids, transmission of plant pathogens can be prevented by removing compost and soaking plants for 2-5 minutes in a disinfecting solution of one tablespoon of Consan Triple Action 20 in one gallon of water. Wet hands and cutting tools with disinfectant before plant division and root trimming. Then resoak divided orchids in disinfectant for an additional 2-5 minutes. Repot in disinfectant drenched compost.

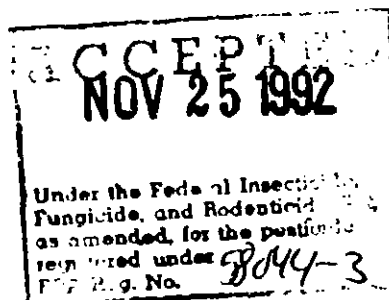
[Optional* additional labeling for cut flower applications]

* **TREATMENT OF CUT FLOWERS:** To control mold and downy mildew development on cut flowers dip harvested plant spikes in a solution of two teaspoons of Consan Triple Action 20 in one gallon of water prior to shipping. To prevent bacterial stem plugging of cut flowers, harden stems in a solution of one teaspoon of Consan Triple Action 20 in one gallon of water following harvest and during storage and shipping in containers, tubes or decorative vases.

TREATMENT OF LAWNS, GOLF COURSES AND COMMERCIAL TURF: To control fungal diseases in turf grasses, including lawns of GRASS or DICHONDRA, including **dollar spot** (*Sclerotinia*), **fusarium blight** (*Fusarium*), **leaf spot** (*Helminthosporium*), **brown patch** (*Rhizoctonia*), **fading-out** (*Curvularia*), **pythium blight**, **rust**, **toad stools**, **fairy rings** and **algal build-up** spray a solution of one tablespoon Consan Triple Action 20 per gallon of water. Treat at the rate of one gallon of solution to 40 square feet (4 ft. x 10 ft.) of lawn. Treat entire lawn to prevent spread of infection or at least one foot beyond the edges of isolated diseased areas. Saturate the entire treatment area, wetting all plant and soil surfaces. Repeat spray applications every 10 to 14 days, as needed to control new or established disease conditions. Treatment is required during the warm growing season and may be made when the lawn is dry or damp, but not during wet rainy weather.

For golf courses, greens, tees and fairways, and commercial turf applications, follow the use directions above. If commercial power sprays are used, reduce spray concentration to one teaspoon per gallon of water (or one pint to 50 to 100 gallons of spray mixture to treat 10,000 square feet or 1/4 acre). Do not graze treated areas or feed clippings to livestock.

DO NOT APPLY THIS PRODUCT THROUGH ANY TYPE OF IRRIGATION SYSTEM!



BEST AVAILABLE COPY

[Consan Triple Action 20 Hard Surface Applications]

**DIRECTIONS FOR USE
HARD SURFACE APPLICATIONS**

Consan Triple Action 20 is a multi-purpose disinfectant, sanitizer-deodorant for use in homes, nursing homes, hospitals, offices, schools, and institutions.

***All surfaces to be sanitized or disinfected must be thoroughly cleaned
before application of this product!***

FOR SANITIZING: USE ONE OUNCE TO EIGHT GALLONS OF WATER (200 PPM).

FOR DISINFECTING: USE ONE OUNCE TO FOUR GALLONS OF WATER (400 PPM).

One Ounce = Two Tablespoons = Six Teaspoons

GENERAL HOME AND OFFICE SURFACES: Use to disinfect and deodorize hard surfaces such as floors, walls, garbage carts, locker rooms, tubs and showers, lavatories and toilet seats. Use the disinfecting solution. Apply the disinfecting strength solution (see above) by sponge, mop or spray to thoroughly wet all surfaces and keep wet for 10 minutes. Allow surfaces to air dry and do not rinse. Always clean these surfaces thoroughly before disinfecting.

SCHOOLS AND INSTITUTIONS: Disinfect thoroughly cleaned general surfaces (such as floors, walls, garbage carts, locker rooms, tubs and showers, lavatories and toilet seats) by application of disinfecting strength solution. Apply by sponge, mop or spray to thoroughly wet all surfaces and keep wet for 10 minutes. Allow surfaces to air dry and do not rinse. In addition, use disinfecting solution to scrub shower and locker room floors, benches, mats and other surfaces commonly contacted by the bare feet, to aid in preventing spread of athlete's foot fungi on environmental surfaces. Allow to remain wet for 10 minutes and then let air dry.

NURSING HOMES AND HOSPITALS: Use disinfecting solution to treat previously cleaned lavatories, floors, walls, bed frames and equipment. Thoroughly wet these surfaces with disinfecting solution by wiping, mopping, or scrubbing. Use disinfecting strength solution as a final laundry rinse to provide residual bacteriostatic activity and diaper sanitation. Use the sanitizing strength solution as a spray to deodorize mattresses, pillows and bed pans. Allow to remain wet for 10 minutes and then let air dry.

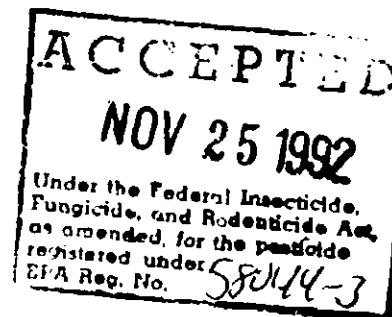
LAUNDRIES: Consan Triple Action 20 provides residual bacteriostatic activity when used at the disinfecting rate of one fluid ounce to four gallons of water, as determined by the Petrocci and Clark Method for laundry additives. **ADD CONSAN TRIPLE ACTION 20 ONLY TO THE FINAL RINSE WATER!**

DO NOT MIX CONSAN TRIPLE ACTION 20 WITH COMMON SOAP, DETERGENTS, OR OTHER ANIONIC MATERIALS.

A PRODUCT OF

Del Tek Inc.

14221 Suburban Garden Road
P.O. box 179
Pearland, TX 77588



BEST AVAILABLE COPY