



|   |  |  |
|---|--|--|
| <p>US ENVIRONMENTAL PROTECTION AGENCY<br/>OFFICE OF PESTICIDES PROGRAMS<br/>REGISTRATION DIVISION (TS-767)<br/>WASHINGTON, DC 20460</p> <p><b>NOTICE OF PESTICIDE:</b> <input type="checkbox"/> REGISTRATION<br/><input type="checkbox"/> REREISTRATION</p> <p><i>(Under the Federal Insecticide, Fungicide,<br/>and Rodenticide Act, as amended)</i></p>   | <p>EPA REGISTRATION NO.<br/><b>57125-13</b></p> <p>TERM OF ISSUANCE<br/><b>SEP 24 1993</b></p> <p>NAME OF PESTICIDE PRODUCT<br/><b>Time Saver Bleach</b></p> | <p>DATE OF ISSUANCE<br/><b>SEP 24 1993</b></p> |
| <p>NAME AND ADDRESS OF REGISTRANT (Include ZIP code)</p> <p><b>The Dial Corporation<br/>1850 N. Central<br/>Phoenix, AZ 85004</b></p>   |  |  |
| <p>NOTE: Changes in labeling formula differing in substance from that accepted in connection with this registration must be submitted to and accepted by the Registration Division prior to use of the label in commerce. In any correspondence on this product always refer to the above U.S. EPA registration number.</p>   |  |  |
| <p>On the basis of information furnished by the registrant, the above named pesticide is hereby Registered/Reregistered under the Federal Insecticide, Fungicide, and Rodenticide Act.</p> <p>A copy of the labeling accepted in connection with this Registration/Reregistration is returned herewith.</p> <p>Registration is in no way to be construed as an indorsement or approval of this product by this Agency. In order to protect health and the environment, the Administrator, on his motion, may at any time suspend or cancel the registration of a pesticide in accordance with the Act. The acceptance of any name in connection with the registration of a product under this Act is not to be construed as giving the registrant a right to exclusive use of the name or to its use if it has been covered by others.</p> <p>Based on your response to the Reregistration Eligibility Document, EPA has reregistered the product listed above. This action is taken under the authority of section 4(g)(2)(C) of the Federal Insecticide, Fungicide, and Rodenticide Act, as amended. Reregistration under this section does not eliminate the need for continuous reassessment of pesticides. EPA may require submission of data at any time to maintain the registration of your product.</p> <p>A stamped copy of the product label is enclosed for your records. Submit one copy of the final printed labeling before releasing the product in channels of trade with the revised labeling.</p> <p>If this condition is not complied with, the registration will be subject to cancellation in accordance with FIFRA sec. 6(e). Your release for shipment of the product constitutes acceptance of this condition.</p> <p><br/>Ruth G. Douglas<br/>Product Manager (32)<br/>Antimicrobial Program Branch<br/>Registration Division (H-7504C)</p> |  |  |
| <p><input type="checkbox"/> ATTACHMENT IS APPLICABLE</p> <p>SIGNATURE OF APPROVING OFFICIAL</p> <p>DATE</p>   |  |  |


**Volume 2**  
**Draft Labeling & Associated**  
**Brochures for Time Saver Bleach**



**Volume 2**  
**Draft Labeling and Associated Brochure**  
**Time Saver Liquid Bleach (EPA Reg. No. 57125-13)**

**The Dial Corp**  
**1850 N. Central**  
**Phoenix, AZ 85004**

**1 of 8 pages**



## SUPPLEMENTAL STATEMENT OF DATA CONFIDENTIALITY CLAIMS

The following pages of Volume 2 - Draft Labeling and Associated Brochure are claimed confidential:

Pages 3 - 8 (inclusive)

The indicated information is claimed confidential since its disclosure to the competition would result in substantial loss of market share and, consequently, reduced income from loss of sales.

The information declared confidential should be so treated for a period of five (5) years following EPA approval of the information. This will allow sufficient time to exhaust current label/brochure inventory and to print and initiate use of the new information.

Dial/Time Saver

3 of 8

**Table of Contents**  
**Vol. 2**  
**Time Saver Liquid Bleach (EPA Reg. No. 57125-13)**

| <u>Document</u>                              | <u>Page</u> |
|--|-------------|
| Draft Labeling                               | 4           |
| Swimming Pool Water<br>Disinfection Brochure | 7           |

Labeling for Time Saver Bleach and Disinfectant

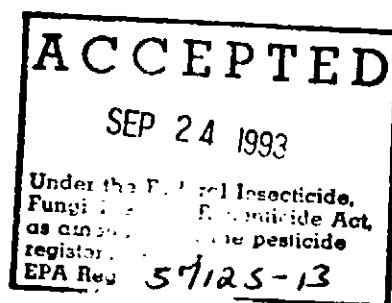
Front Panel:  
Type Size

11/16 in. (Time  
(Saver  
1/2 in. Liquid Bleach

(Active Ingredient:  
1/8 in. (Sodium Hypochlorite 5.25% by Wt.  
(Inert Ingredients 94.75% by Wt.

12 pt. KEEP OUT OF REACH OF CHILDREN  
18 pt. WARNING  
10 pt. See back panel for additional precautionary statements

3/16 in. NET CONTENTS 2 QT/1.89 L  
(The Dial Corp  
3/32 in. (Phoenix, Arizona 85077  
(EPA Reg. No. 57125-13



Type Size                      Labeling for Time Saver Bleach and Disinfectant  
Back Panel:

3/32 in. EPA Est. 57125 FL-1

**TIME SAVER BLEACH AND DISINFECTANT  
DIRECTIONS FOR USE**

8 pt. It is a violation of federal law to use this product in a manner inconsistent with its labeling.

**USE FOR WHITE AND FAST COLORS ONLY**

**IN THE LAUNDRY:** As a disinfectant add 1/8 cup of Time Saver Bleach per each 2 gallons of water. Boiling is unnecessary. Mix well. Wash in usual way. As a bleach add 1/8 cup or 1 oz per 2 gallons of water or one cup Time Saver Bleach per each washing machine load (16 gallon top loading machine). Rinse in several waters before drying. In automatics bleach should be added to suds water before clothing is placed in machine. If added while clothing is in suds dilute with 1 quart of water before adding.

6 pt. **STAIN REMOVER:** To remove scorch, ink, fruit, tea, coffee, grass, or other stains, add 1/4 cup of TIME SAVER Bleach to quart of water. Mix well and allow to soak until stains disappear. Rinse thoroughly.  
**BATHROOM & KITCHEN:** Use 1/8 cup TIME SAVER Bleach per quart of water. To clean sinks, bathtubs, tile, linoleum, porcelain, etc., spread solution with cloth. Let stand 2 minutes. Rinse well. DO NOT use on silverware.  
**TOILET BOWLS:** Use 1/2 cup, pour in bleach and swab with brush. Let stand for 10 minutes and then flush. DO NOT use with other toilet bowl cleanser, ammonia or household chemical.  
**TO CLEAN-DEODORIZE-DISINFECT:** For sinks, bathtubs, tile, linoleum, porcelain, enameled metal, etc. use 1/2 cup bleach per gallon of water. Wash thoroughly with warm suds, rinse, then spread above solution with a cloth to wet surfaces thoroughly - let stand for 10 minutes and then rinse well.

Avoid prolonged contact with metal since corrosion or discoloration may occur. Do not use on chipped enamel.

For free information on swimming pool maintenance using Time Saver Liquid Bleach write The Dial Corp, Consumer Information Center, 15101 N. Scottsdale Rd., Scottsdale, AZ 85254.

Type Size

8 pt.

**STORAGE AND DISPOSAL**

Store this product in a cool dry area, away from direct sunlight and heat to avoid deterioration. In case of spill, flood areas with large quantities of water. Product or rinsates that cannot be used should be diluted with water before disposal in a sanitary sewer. Do not reuse container, but place in trash collection. Do not contaminate food or feed by storage, disposal or cleaning of equipment.

**PRECAUTIONARY STATEMENTS  
HAZARDS TO HUMANS AND DOMESTIC ANIMALS**

**WARNING;** Causes eye and skin irritation. Do not get in eyes or on skin. Harmful if swallowed.

8 pt. **FIRST AID:** If contact with eyes occurs, flush with water for at least 15 minutes. Get prompt medical attention. If contact with skin occurs, wash with plenty of soap and water. **IF SWALLOWED,** drink large amounts of water. **DO NOT** induce vomiting. Call a physician or poison control center immediately.

**ENVIRONMENTAL HAZARDS**

This product is toxic to fish and aquatic organisms. Do not discharge effluent containing this product into lakes, streams, ponds, estuaries, oceans or public waterways unless this product is specifically identified in an NPDES permit. Do not discharge effluent containing this product to sewer systems without previously notifying the sewage treatment plant authority. For guidance, contact your State Water Board or Regional Office of the EPA.

**PHYSICAL OR CHEMICAL HAZARDS**

**STRONG OXIDIZING AGENT:** Mix only with water according to label directions. Mixing this product with other chemicals (such as toilet bowl cleaners, ammonia and acids) or organic matter may release fumes which are irritating to eyes, lungs and mucous membranes.



**TIME SAVER LIQUID BLEACH****LIQUID CHLORINE BLEACH - Supplemental Information #001****SWIMMING POOL WATER DISINFECTION**

For a new pool or spring start-up, superchlorinate with 128-256 oz (1-2 gallons) of Time Saver Liquid Bleach for each 10,000 gallons of water to yield 5 to 10 ppm available chlorine by weight. Check the level of available chlorine with a test kit. Adjust and maintain pool water pH to between 7.2 to 7.6. Adjust and maintain the alkalinity of the pool to between 50 to 100 ppm.

To maintain the pool, add manually or by a feeder device 25 oz of Time Saver Liquid Bleach for each 10,000 gallons of water to yield an available chlorine residual between 0.6 to 1.0 ppm by weight. Stabilized pools should maintain a residual of 1.0 to 1.5 ppm available chlorine. Test the pH, available chlorine residual and alkalinity of the water frequently with appropriate test kits. Frequency of water treatment will depend upon temperature and number of swimmer.

Every seven days, or as necessary, superchlorinate the pool with 128 - 256 oz (1 - 2 gallons) of Time Saver Liquid Bleach for each 10,000 gallons of water to yield 5 to 10 ppm available chlorine by weight. Check the level of available chlorine with a test kit. Do not reenter pool until the chlorine residual is between 1.0 and 3.0 ppm.

At the end of the swimming pool season or when water is to be drained from the pool, chlorine must be allowed to dissipate from treated pool water before discharge. Do not chlorinate the pool within 24 hours prior to discharge.

**WINTERIZING POOLS** - While water is still clear and clean, apply 8 oz of Time Saver Liquid Bleach per 1000 gallons, while filter is running, to obtain a 3 ppm available chlorine residual, as determined by a suitable test kit. Cover pool, prepare heater, filter and heater components for winter by following manufacturers' instructions.

**SPAS, HOT TUBS, IMMERSION TANKS, ETC.**

**Spas/Hot Tubs - Apply 12-1/2 oz of Time Saver Liquid Bleach per 1000 gallons of water to obtain a free available chlorine concentration of 5 ppm, as determined by a suitable chlorine test kit. Adjust and maintain pool water pH to between 7.2 and 7.8. Some oils, lotions, fragrances, cleaners, etc. may cause foaming or cloudy water as well as reduce the efficiency of Time Saver Liquid Bleach.**

**To maintain the water, apply 12-1/2 oz. of Time Saver Liquid Bleach per 1000 gallons of water over the surface to maintain a chlorine concentration of 5 ppm.**

**After each use, shock treat with 18-1/2 oz of Time Saver Liquid Bleach per 500 gallons of water to control odor and algae.**

**During extended periods of disuse, add 7-1/2 oz of Time Saver Liquid Bleach daily per 1000 gallons of water to maintain a 3 ppm chlorine concentration.**

**It is a violation of federal law to use this product in a manner inconsistent with its labeling.**

**NOTE: This product degrades with age. Use a chlorine test kit and increase dosage, as necessary, to obtain the required level of available chlorine.**

US ENVIRONMENTAL PROTECTION AGENCY  
OFFICE OF PESTICIDES PROGRAMS  
REGISTRATION DIVISION (TS-767)  
WASHINGTON, DC 20460

EPA REGISTRATION NO.

57125-13

DATE OF ISSUANCE

TERM OF ISSUANCE

SEP 24 1993

NOTICE OF PESTICIDE:

☐ REGISTRATION  
☒ REREISTRATION

(Under the Federal Insecticide, Fungicide,  
and Rodenticide Act, as amended)

NAME OF PESTICIDE PRODUCT

Time Saver Bleach

NAME AND ADDRESS OF REGISTRANT (Include ZIP code)

The Dial Corporation  
1850 N. Central  
Phoenix, AZ 85004

NOTE: Changes in labeling formula differing in substance from that accepted in connection with this registration must be submitted to and accepted by the Registration Division prior to use of the label in commerce. In any correspondence on this product always refer to the above U.S. EPA registration number.

On the basis of information furnished by the registrant, the above named pesticide is hereby Registered/Reregistered under the Federal Insecticide, Fungicide, and Rodenticide Act.

A copy of the labeling accepted in connection with this Registration/Reregistration is returned herewith.

Registration is in no way to be construed as an indorsement or approval of this product by this Agency. In order to protect health and the environment, the Administrator, on his motion, may at any time suspend or cancel the registration of a pesticide in accordance with the Act. The acceptance of any name in connection with the registration of a product under this Act is not to be construed as giving the registrant a right to exclusive use of the name or to its use if it has been covered by others.

Based on your response to the Reregistration Eligibility Document, EPA has reregistered the product listed above. This action is taken under the authority of section 4(g)(2)(C) of the Federal Insecticide, Fungicide, and Rodenticide Act, as amended. Reregistration under this section does not eliminate the need for continuous reassessment of pesticides. EPA may require submission of data at any time to maintain the registration of your product.

A stamped copy of the product label is enclosed for your records. Submit one copy of the final printed labeling before releasing the product in channels of trade with the revised labeling.

If this condition is not complied with, the registration will be subject to cancellation in accordance with FIFRA sec. 6(e). Your release for shipment of the product constitutes acceptance of this condition.

Ruth G. Douglas  
Product Manager (32)  
Antimicrobial Program Branch  
Registration Division (H-7504C)

☐ ATTACHMENT IS APPLICABLE

SIGNATURE OF APPROVING OFFICIAL

DATE

276

Labeling for Time Saver Bleach and Disinfectant

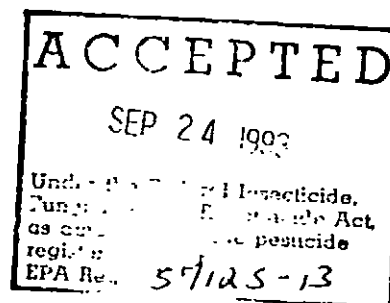
Front Panel:  
Type Size

11/16 in. (Time  
(Saver  
1/2 in. Liquid Bleach

(Active Ingredient:  
1/8 in. (Sodium Hypochlorite 5.25% by Wt.  
(Inert Ingredients 94.75% by Wt.

12 pt. KEEP OUT OF REACH OF CHILDREN  
18 pt. WARNING  
10 pt. See back panel for additional precautionary statements

3/16 in. NET CONTENTS 2 QT/1.89 L  
(The Dial Corp  
3/32 in. (Phoenix, Arizona 85077  
(EPA Reg. No. 57125-13



396

Type Size                      Labeling for Time Saver Bleach and Disinfectant  
Back Panel:

3/32 in.   EPA Est. 57125 FL-1

**TIME SAVER BLEACH AND DISINFECTANT  
DIRECTIONS FOR USE**

8 pt.   It is a violation of federal law to use this product in a manner inconsistent with its labeling.

**USE FOR WHITE AND FAST COLORS ONLY**

**IN THE LAUNDRY:** As a disinfectant add 1/8 cup of Time Saver Bleach per each 2 gallons of water. Boiling is unnecessary. Mix well. Wash in usual way. As a bleach add 1/8 cup or 1 oz per 2 gallons of water or one cup Time Saver Bleach per each washing machine load (16 gallon top loading machine). Rinse in several waters before drying. In automatics bleach should be added to suds water before clothing is placed in machine. If added while clothing is in suds dilute with 1 quart of water before adding.

6 pt.   **STAIN REMOVER:** To remove scorch, ink, fruit, tea, coffee, grass, or other stains, add 1/4 cup of TIME SAVER Bleach to quart of water. Mix well and allow to soak until stains disappear. Rinse thoroughly.  
**BATHROOM & KITCHEN:** Use 1/8 cup TIME SAVER Bleach per quart of water. To clean sinks, bathtubs, tile, linoleum, porcelain, etc., spread solution with cloth. Let stand 2 minutes. Rinse well. DO NOT use on silverware.  
**TOILET BOWLS:** Use 1/2 cup, pour in bleach and swab with brush. Let stand for 10 minutes and then flush. DO NOT use with other toilet bowl cleanser, ammonia or household chemical.  
**TO CLEAN-DEODORIZE-DISINFECT:** For sinks, bathtubs, tile, linoleum, porcelain, enameled metal, etc. use 1/2 cup bleach per gallon of water. Wash thoroughly with warm suds, rinse, then spread above solution with a cloth to wet surfaces thoroughly - let stand for 10 minutes and then rinse well.

Avoid prolonged contact with metal since corrosion or discoloration may occur. Do not use on chipped enamel.

For free information on swimming pool maintenance using Time Saver Liquid Bleach write The Dial Corp, Consumer Information Center 15101 N. Scottsdale Rd., Scottsdale, AZ 85254.

3

496

Type Size

8 pt.

**STORAGE AND DISPOSAL**

Store this product in a cool dry area, away from direct sunlight and heat to avoid deterioration. In case of spill, flood areas with large quantities of water. Product or rinsates that cannot be used should be diluted with water before disposal in a sanitary sewer. Do not reuse container, but place in trash collection. Do not contaminate food or feed by storage, disposal or cleaning of equipment.

**PRECAUTIONARY STATEMENTS  
HAZARDS TO HUMANS AND DOMESTIC ANIMALS**

**WARNING;** Causes eye and skin irritation. Do not get in eyes or on skin. Harmful if swallowed.

8 pt.

**FIRST AID:** If contact with eyes occurs, flush with water for at least 15 minutes. Get prompt medical attention. If contact with skin occurs, wash with plenty of soap and water. **IF SWALLOWED**, drink large amounts of water. **DO NOT** induce vomiting. Call a physician or poison control center immediately.

**ENVIRONMENTAL HAZARDS**

This product is toxic to fish and aquatic organisms. Do not discharge effluent containing this product into lakes, streams, ponds, estuaries, oceans or public waterways unless this product is specifically identified in an NPDES permit. Do not discharge effluent containing this product to sewer systems without previously notifying the sewage treatment plant authority. For guidance, contact your State Water Board or Regional Office of the EPA.

**PHYSICAL OR CHEMICAL HAZARDS**

**STRONG OXIDIZING AGENT:** Mix only with water according to label directions. Mixing this product with other chemicals (such as toilet bowl cleaners, ammonia and acids) or organic matter may release fumes which are irritating to eyes, lungs and mucous membranes.

14

**TIME SAVER LIQUID BLEACH****LIQUID CHLORINE BLEACH - Supplemental Information #001****SWIMMING POOL WATER DISINFECTION**

For a new pool or spring start-up, superchlorinate with 128-256 oz (1-2 gallons) of Time Saver Liquid Bleach for each 10,000 gallons of water to yield 5 to 10 ppm available chlorine by weight. Check the level of available chlorine with a test kit. Adjust and maintain pool water pH to between 7.2 to 7.6. Adjust and maintain the alkalinity of the pool to between 50 to 100 ppm.

To maintain the pool, add manually or by a feeder device 25 oz of Time Saver Liquid Bleach for each 10,000 gallons of water to yield an available chlorine residual between 0.6 to 1.0 ppm by weight. Stabilized pools should maintain a residual of 1.0 to 1.5 ppm available chlorine. Test the pH, available chlorine residual and alkalinity of the water frequently with appropriate test kits. Frequency of water treatment will depend upon temperature and number of swimmer.

Every seven days, or as necessary, superchlorinate the pool with 128 - 256 oz (1 - 2 gallons) of Time Saver Liquid Bleach for each 10,000 gallons of water to yield 5 to 10 ppm available chlorine by weight. Check the level of available chlorine with a test kit. Do not reenter pool until the chlorine residual is between 1.0 and 3.0 ppm.

At the end of the swimming pool season or when water is to be drained from the pool, chlorine must be allowed to dissipate from treated pool water before discharge. Do not chlorinate the pool within 24 hours prior to discharge.

**WINTERIZING POOLS** - While water is still clear and clean, apply 8 oz of Time Saver Liquid Bleach per 1000 gallons, while filter is running, to obtain a 3 ppm available chlorine residual, as determined by a suitable test kit. Cover pool, prepare heater, filter and heater components for winter by following manufacturers' instructions.

### SPAS, HOT TUBS, IMMERSION TANKS, ETC.

Spas/Hot Tubs - Apply 12-1/2 oz of Time Saver Liquid Bleach per 1000 gallons of water to obtain a free available chlorine concentration of 5 ppm, as determined by a suitable chlorine test kit. Adjust and maintain pool water pH to between 7.2 and 7.8. Some oils, lotions, fragrances, cleaners, etc. may cause foaming or cloudy water as well as reduce the efficiency of Time Saver Liquid Bleach.

To maintain the water, apply 12-1/2 oz. of Time Saver Liquid Bleach per 1000 gallons of water over the surface to maintain a chlorine concentration of 5 ppm.

After each use, shock treat with 18-1/2 oz of Time Saver Liquid Bleach per 500 gallons of water to control odor and algae.

During extended periods of disuse, add 7-1/2 oz of Time Saver Liquid Bleach daily per 1000 gallons of water to maintain a 3 ppm chlorine concentration.

It is a violation of federal law to use this product in a manner inconsistent with its labeling.

NOTE: This product degrades with age. Use a chlorine test kit and increase dosage, as necessary, to obtain the required level of available chlorine.