

1064

STAUFFER LAWN CARE™
Broadleaf Weed Killer
... As Easy As Watering Your Lawn.
SINGLE USE DISPOSABLE CONTAINER.

KILLS: Dandelion, Chickweed, Knotweed, Henbit, Plantains,
Clover, Spurge and many other broadleaf lawn weeds.

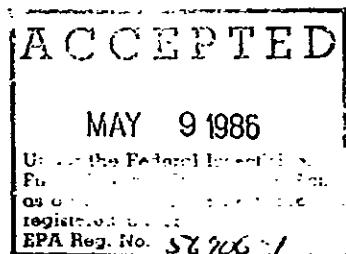
ACTIVE INGREDIENTS:

*Dimethylamine Salt of 2,4-Dichlorophenoxyacetic acid . . .	4.34%
**Dimethylamine Salt of 2-(2-methyl-4-chlorophenoxy) propionic acid	2.10%
***Dimethylamine Salt of Dicamba (3,6-dichloro-o-anisic acid)	0.48%

<u>INERT INGREDIENTS:</u>	93.08%
	<u>100.00%</u>

This Product Contains .

- *3.61% 2,4-Dichlorophenoxyacetic acid by AOAC
Method 6 DOI 5 isomer specific
- **1.74% 2-(2-methyl-4-chlorophenoxy) propionic acid
- ***0.40% 3,6-dichloro-o-anisic acid.




KEEP OUT OF REACH OF CHILDREN

C A U T I O N

SEE ADDITIONAL PRECAUTIONARY STATEMENTS ON THIS PACKAGE

Net Contents 16 Fl. Oz.

Made in U.S.A. by
Stauffer Household Products
Westport, CT 06881-0850



STATEMENT OF PRACTICAL TREATMENT

Immediately start the procedures given below. If further treatment is needed, contact a Poison Center, a Physician, the nearest hospital, or Stauffer Medical Emergency Assistance (203) 226-6602.

If in eyes, hold eyelids apart, flush with large amounts of running water for at least 15 minutes, and get medical attention.

If on skin, wash thoroughly with plenty of soap and water. Remove and clean contaminated clothing.

If swallowed, immediately give several glasses of water and make person vomit. Contact a physician immediately.

PRECAUTIONARY STATEMENTS

HAZARDS TO HUMANS AND DOMESTIC ANIMALS

CAUTION

Harmful if swallowed. Avoid contact with eyes, skin or clothing. In case of contact, immediately flush eyes or skin with plenty of water. If irritation develops get medical attention. Avoid contamination of food or foodstuffs.


ENVIRONMENTAL HAZARDS

- Do not apply directly to water.
- Do not apply when weather conditions favor drift from target area.
- Do not contaminate water by cleaning of equipment or disposal of wastes.
- Do not contaminate domestic or irrigation waters.

STORAGE AND DISPOSAL

- Do not store near food or feedstuffs.

CONTAINER DISPOSAL: Securely wrap original container, including any unused product in several layers of newspaper and discard in trash.



GENERAL USE PRECAUTIONS

Do not allow spray to drift onto vegetables, flowers, ornamental plants, shrubs, trees and other desirable plants since injury may result. Do not spray on carpetgrass, dichondra, nor on lawns or turf where desirable clovers are present. Do not spray roots of trees and ornamentals. [Be particularly careful within dripline of tree and other ornamental species.] This product may be injurious to St. Augustine and Centipede grasses.

WHERE TO USE: STAUFFER LAWN CARE Broadleaf Weed Killer may be used on Bahia, Bermuda, Bluegrass, Fescue, Rye or Zoysia lawns. This product is especially effective on all hard-to-kill weeds such as Sheep Sorrel and Spurge. In addition STAUFFER LAWN CARE controls most other broadleaf weeds including sensitive weeds such as Chickweed, Clover, Dandelion, Knotweed and Plantain.

DIRECTIONS FOR USE


It is a violation of Federal law to use this product in a manner inconsistent with its labeling.

WHEN TO USE:

1. Spray at any time during the growing season when weeds are actively growing.
2. On new lawns wait until grass has reached a height of 2 inches before making an overall spray treatment. Wait 3 weeks before putting new grass seed or stolons down in the bare spots.
3. Poor weed control may result if spray is applied during drought or just before rain. Do not apply if rainfall is imminent.
4. For best results mow before treating, however no sooner than two days prior to application.
5. Do not water lawn within 24 hours after treatment.

HOW TO USE:

1. Attach garden hose to connector on dispenser.
2. Insert screwdriver into slot in orange lock ring and twist, snapping lock ring in two.
3. Remove both parts of separated lock ring.



1564

TRIMEC
PROJECT GROW

4.

4. Turn arrow on activator switch to OFF position.
5. Push activator switch securely down against top of sprayer. This will pierce the safety seal inside the dispenser.
6. To begin spraying, turn on water and then move activator switch to the ON position.
7. Apply uniformly over 2,500 square ft.
8. To stop dispensing the product, turn off water.

NOTICE: Stauffer Household Products makes no warranty, express or implied, including the warranties of merchantability and/or fitness for any particular purpose, concerning this material, except those which are contained on Stauffer's label.

EPA Reg. No.
EPA Est.

RS-860425

