

US ENVIRONMENTAL PROTECTION AGENCY
OFFICE OF PESTICIDES PROGRAMS
REGISTRATION DIVISION (75-767)
WASHINGTON, DC 20460

EPA REGISTRATION NO.
55947-155

DATE OF ISSUANCE
June 30 94

TERM OF ISSUANCE

NOTICE OF PESTICIDE: REGISTRATION
 REREГИSTRATION
(Under the Federal Insecticide, Fungicide,
and Rodenticide Act, as amended)

NAME OF PESTICIDE PRODUCT

NAME AND ADDRESS OF REGISTRANT (Include ZIP code)

Dr. Jonathan Bryant
Sandoz Agro, Inc
1300 East Touhy Avenue
Des Plaines, Illinois 60018

NOTE: Changes in labeling formula differing in substance from that accepted in connection with this registration must be submitted to and accepted by the Registration Division prior to use of the label in commerce. In any correspondence on this product always refer to the above U.S. EPA registration number.

On the basis of information furnished by the registrant, the above named pesticide is hereby Registered/Reregistered under the Federal Insecticide, Fungicide, and Rodenticide Act.

A copy of the labeling accepted in connection with this Registration/Reregistration is returned herewith.

Registration is in no way to be construed as an indorsement or approval of this product by this Agency. In order to protect health and the environment, the Administrator, on his motion, may at any time suspend or cancel the registration of a pesticide in accordance with the Act. The acceptance of any name in connection with the registration of a product under this Act is not to be construed as giving the registrant a right to exclusive use of the name or to its use if it has been covered by others.

This product is conditionally registered in accordance with FIFRA sec. 3(c)(7)(A) provided that you:

1. Submit an acceptable or upgrade the current dermal sensitization study. Refer to the enclosed copy of the review for details.
2. Submit and/or cite all data required for registration/reregistration of your product under FIFRA sec. 3(c)(5) and sec. 4 when the Agency requires all registrants of similar products to submit such data.
3. Make the labeling changes listed below label before you release the product for shipment.
 - a. Add the phrase "EPA Registration No. 55497-155"
 - b. The Precautionary Statements should read:
"Causes substantial but temporary eye injury. Do not get in eyes or on clothing. Harmful if swallowed or absorbed through skin."

BEST AVAILABLE COPY

ATTACHMENT IS APPLICABLE

SIGNATURE OF APPROVING OFFICIAL

DATE

- c. The heading "Statements of Practical Treatment" must be added to the label and the following information must appear below the header:

IF IN EYES: Hold eyelids open and flush with a steady, gentle stream of water for 15 minutes. Get medical attention.

IF SWALLOWED: Drink promptly a large quantity of milk, egg whites, gelatin solution, or if these are not available, drink large quantities of water. Avoid alcohol. Get medical attention.

IF ON SKIN: Wash with plenty of soap and water. Get medical attention.

- d. Page 26 of the proposed label refers to Banvel Herbicide. This section should either be deleted or amended to refer to SAN 845 H Herbicide.

Submit five (5) copies of your final printed labeling before you release the product for shipment.

If these conditions are not complied with, the registration will be subject to cancellation in accordance with FIFRA sec. 6(e). Your release for shipment of the product constitutes acceptance of these conditions.

A stamped copy of the label is enclosed for your records.

UKW

BEST AVAILABLE COPY

Container Label

SAN 845H

(Container Label)

SAN845H[®] Herbicide

FOR WEED CONTROL IN CORN, SORGHUM, SMALL GRAINS, PASTURE, RANGELAND, NON-CROPLAND, FALLOW, SUGARCANE, ASPARAGUS, TURF AND GRASS SEED CROPS.

Active Ingredient:

Sodium salt of dicamba
(3,6-dichloro-o-anistic acid)* 77%

Inert Ingredients: 23%
TOTAL.. 100.0%

*This product contains 70.0% 3,6-dichloro-o-anistic acid (dicamba)

KEEP OUT OF REACH OF CHILDREN

WARNING	AVISO
<p>Si usted no entiende la etiqueta, busque a alguien para que se la explique a usted en detalle. (If you do not understand the label, find someone to explain it to you in detail.)</p>	

See side panel for additional precautionary statements

BEST AVAILABLE COPY

EPA Reg. No. 55947-XXX
Net Contents: _____

EPA Est. No. _____
Sandoz Agrc, Inc.
Des Plaines, IL 60018

ACCEPTED
JUN 30 1994

Under the Federal Insecticide, Fungicide, and Rodenticide Act as amended, for the pesticide registered under EPA Reg. No. 55947-155

PRECAUTIONARY STATEMENTS**HAZARDS TO HUMANS AND DOMESTIC ANIMALS****WARNING**

Causes eye irritation. Do not get in eyes, on skin, or on clothing. Harmful if swallowed. Avoid breathing spray mist. Wash thoroughly after handling. In case of contact, wash skin with soap and water; for eyes, flush with water for 15 minutes and get medical attention.

Personal Protective Equipment:

Applicators and other handlers must wear:

- Long-sleeved shirt and long pants
- Waterproof gloves
- Shoes plus socks
- Protective eyewear

Discard clothing and other absorbent materials that have been drenched or heavily contaminated with this product's concentrate. Do not reuse them. Follow manufacturer's instructions for cleaning/maintaining PPE. If no such instructions for washables, use detergent and hot water. Keep and wash PPE separately from other laundry.


Engineering controls statements:

When handlers use closed systems, enclosed cabs, or aircraft in a manner that meets the requirements listed in the Worker Protection Standard (WPS) for agricultural pesticides [40 CFR 170.240 (d) (4-6)], the handler PPE requirements may be reduced or modified as specified in the WPS.

User Safety Recommendations:

Users should:

- Wash hands before eating, drinking, chewing gum, using tobacco or using the toilet.
- Remove clothing immediately if pesticide gets inside. Then wash thoroughly and put on clean clothing.
- Remove PPE immediately after handling this product. Wash the outside of gloves before removing. As soon as possible, wash thoroughly and change into clean clothing.



5 of 61

Container Label

SAN 845H

ENVIRONMENTAL HAZARDS

Keep out of lakes, streams or ponds. For terrestrial uses, do not apply directly to water, or to areas where surface water is present or to intertidal areas below the mean high water mark. Do not contaminate water when disposing of equipment washwaters.

Apply this product only as directed on label.

BEST AVAILABLE COPY

DIRECTIONS FOR USE

It is a violation of Federal Law to use this product in a manner inconsistent with its labeling.

For any requirements specific to your State or Tribe, consult the agency responsible for pesticide regulation.

AGRICULTURAL USE REQUIREMENTS

Use this product only in accordance with its labeling and with the Worker Protection Standard, 40 CFR part 170. This Standard contains requirements for the protection of agricultural workers on farms, forests, nurseries, and greenhouses, and handlers of agricultural pesticides. It contains requirements for training, decontamination, notification, and emergency assistance. It also contains specific instructions and exceptions pertaining to the statements on this label about personal protective equipment (PPE) and restricted-entry interval. The requirements in this box only apply to uses of this product that are covered by the Worker Protection Standard.

Do not apply this product in a way that will contact workers or other persons, either directly or through drift. Only protected handlers may be in the area during application.

Do not enter or allow worker entry into treated areas during the restricted entry interval (REI) of 12 hours.


Exception: If the product is soil injected or soil incorporated, the Worker Protection Standard, under certain circumstances, allows workers to enter the treated area if there will be no contact with anything that has been treated.

PPE required for early entry to treated areas that is permitted under the Worker Protection Standard and that involves contact with anything that has been treated, such as plants, soil, or water is:

- Coveralls
- Waterproof gloves
- Shoes plus socks
- Protective eyewear

Do not apply this product through any type of irrigation system.

Refer to the DIRECTIONS FOR USE booklet attached to this container for proper use directions and additional precautionary statements.



STORAGE AND DISPOSAL

PROHIBITIONS

Do not contaminate water, food or feed by storage or disposal.

STORAGE

Store in original container in a well-ventilated area separately from fertilizer, feed and foodstuffs. Avoid cross-contamination with other pesticides. Spillage or leakage should be contained and absorbed with clay granules, sawdust, or equivalent material for disposal.

PESTICIDE DISPOSAL

Triple rinse pesticide from containers and use rinsates in the pesticide application. Wastes which cannot be used according to label instructions may be disposed of on site or at an approved waste disposal facility.

CONTAINER DISPOSAL

Plastic or Metal: After triple rinsing (or equivalent), offer for recycling or reconditioning, or puncture and dispose of in a sanitary landfill, or by other procedures approved by state and local authorities, such as burning of plastic containers. If burned, stay out of smoke.

BEST AVAILABLE COPY

LIMITATION OF WARRANTY AND LIMITATION OF LIABILITY

NOTICE: Read this Limitation of Warranty and Limitation of Liability before buying or using this product. If the terms are not acceptable, return the product at once, unopened, and the purchase price will be refunded. It is impossible to eliminate all risks inherently associated with the use of this product. Crop injury, ineffectiveness, or other unintended consequences may result because of such factors as weather conditions, presence of other materials, or the manner of use or application, all of which are beyond the control of Sandoz or seller. All such risks shall be assumed by buyer or user. Sandoz warrants that this product conforms to the chemical description on the label and is reasonably fit for the purposes stated in the Directions for Use, under normal use conditions, subject to the risks described above. Sandoz makes no other express or implied warranty of fitness or of merchantability or any other express or implied warranty. In no event shall Sandoz or seller be liable for any incidental, consequential or special damages resulting from the use or handling of this product. The exclusive remedy of the user or buyer, and the exclusive liability of Sandoz or seller for any and all claims, losses, injuries or damages (including claims based on breach of warranty, contract, negligence, tort, strict liability or otherwise) resulting from the use or handling of this product, shall be the return of the purchase price of the product or, at the election of Sandoz or seller, the replacement of the product. Sandoz and seller offer this product, and buyer and user accept it, subject to the foregoing limitations of warranty and limitation of liability, which may not be modified by any oral or written agreement.

BEST AVAILABLE COPY

Directions for Use

SAN 845H

(Directions for Use)

SAN845H® HERBICIDE

For Weed Control in Corn, Sorghum, Small Grains, Pasture, Rangeland, Non-Cropland, Fallow, Sugarcane, Asparagus, Turf and Grass Seed Crops.

Active Ingredient:

Sodium salt of dicamba (3,6-dichloro- <u>o</u> -anisic acid)*	77%
Inert Ingredients:	23%
TOTAL	100.0%

*This product contains 70.0% 3,6-dichloro-o-anisic acid (dicamba)

EPA Reg No. 55947-XXX

EPA Est. No. _____

Net Contents:

Sandoz Agro., Inc.

KEEP OUT OF REACH OF CHILDREN

WARNING	AVISO
<p>Si usted no entiende la etiqueta, busque a alguien para que se la explique a usted en detalle. (If you do not understand the label, find someone to explain it to you in detail.)</p>	

See additional precautionary statements at end of label booklet.

ACCEPTED
JUN 30 1994

Under the Federal Insecticide, Fungicide, and Rodenticide Act as amended, for the pesticide registered under EPA Reg. No. 55947-XXX

Handwritten: BEST 8/10/93

TABLE OF CONTENTS

DIRECTIONS FOR USE

GENERAL INFORMATION

Mixing and Application
Sensitive Crop Precautions
Band Treatments
Compatibility Test
Procedure for Cleaning Spray Equipment
General Weed List

FIELD, SEED, POPCORN AND SILAGE CORN

Weeds Controlled
Preplant/Preemergence in No-Tillage Corn
Preemergence in Conventional or Reduced Tillage Corn
Early Postemergence (All Tillage Systems)
Late Postemergence (All Tillage Systems)
Overlay (Sequential) Treatments
Tank Mix Treatments For Corn
Rates and Timings

SORGHUM (Milo)

Weeds Controlled
Rates and Timings
Tank Mix Treatment
Overlay (Sequential) Treatments
Preharvest Uses

SMALL GRAINS (Wheat, Barley, and Oats)

Weeds Controlled
Rates and Timings
Fall Seeded Wheat
Tank Mix Treatments
(Special Use Tank Mix for Difficult to Control Weeds)
Spring Seeded Wheat
Tank Mix Treatments
Fall Seeded Barley
Tank Mix Treatments
Spring Seeded Barley
Tank Mix Treatments
Fall and Spring Seeded Oats
Tank Mix Treatments

BEST AVAILABLE COPY

11 4 61

Directions for Use

SAN 845H

SUGARCANE

**PASTURE, RANGELAND AND NON-CROPLAND
(INCLUDING NON-IRRIGATION DITCHBANKS)**

Mixing and Application
Weeds Controlled
Rates and Timings
Tank Mix Treatments
Cut Surface Tree Treatments
Dormant Applications for Control of Multiflora Rose

CONSERVATION RESERVE PROGRAM (CRP) ACRES

Weeds Controlled
Rates and Timings
Tank Mix Treatments

ASPARAGUS

TURF AND LAWNS

GRASS SEED CROPS

**PREPLANT DIRECTIONS FOR BROADLEAF WEED CONTROL BEFORE CORN,
SORGHUM, SOYBEANS, COTTON and WHEAT**

**CONTROL OF PERENNIAL BROADLEAF WEEDS IN
CROPLAND (Spot Application Only)**

PRECAUTIONARY STATEMENTS

Hazards to Humans and Domestic Animals
Environmental Hazards

STORAGE AND DISPOSAL

Limitation of Warranty and Limitation of Liability
Registered Trademarks

24(c) Special Local Need Labeling

BEST AVAILABLE COPY

DIRECTIONS FOR USE

It is a violation of Federal law to use this product in a manner inconsistent with its labeling.

For any requirements specific to your State or Tribe, consult the agency responsible for pesticide regulation.

AGRICULTURAL USE REQUIREMENTS

Use this product only in accordance with its labeling and with the Worker Protection Standard, 40 CFR part 170. This Standard contains requirements for the protection of agricultural workers on farms, forests, nurseries, and greenhouses, and handlers of agricultural pesticides. It contains requirements for training, decontamination, notification, and emergency assistance. It also contains specific instructions and exceptions pertaining to the statements on this label about personal protective equipment (PPE) and restricted-entry interval. The requirements in this box only apply to uses of this product that are covered by the Worker Protection Standard.

Do not apply this product in a way that will contact workers or other persons, either directly or through drift. Only protected handlers may be in the area during application.

Do not enter or allow worker entry into treated areas during the restricted entry interval (REI) of 12 hours.

Exception: If the product is soil injected or soil incorporated, the Worker Protection Standard, under certain circumstances, allows workers to enter the treated area if there will be no contact with anything that has been treated.

PPE required for early entry to treated areas that is permitted under the Worker Protection Standard and that involves contact with anything that has been treated, such as plants, soil, or water is:

- Coveralls
- Waterproof gloves
- Shoes plus socks
- Protective eyewear

Before applying SAN845H® Herbicide, read all directions and precautions appearing on the container label and in this booklet. Failure to follow all directions and precautions may result in unsatisfactory weed control, crop injury, or illegal residues.

GENERAL INFORMATION

The following directions apply to all uses of SAN845H Herbicide. Additional precautions and restrictions will be found in each specific use section.

Do not treat irrigation ditches or water used for crop irrigation or domestic uses.

Do not apply this product through any type of irrigation system.

MIXING AND APPLICATION

UNLESS OTHERWISE SPECIFIED UNDER THE INDIVIDUAL USE HEADINGS OF THIS BOOKLET, THE FOLLOWING DIRECTIONS APPLY TO ALL CROP AND NON-CROP USES OF SAN845H HERBICIDE. REFER TO INDIVIDUAL USE SECTIONS FOR ADDITIONAL PRECAUTIONS, RESTRICTIONS, APPLICATION RATES AND TIMINGS.

SAN845H Herbicide is a water-soluble formulation that can be applied using water or sprayable fluid fertilizer as the carrier. If a fluid fertilizer is to be used, a compatibility test (see COMPATIBILITY TEST on page [X]) should be made prior to tank mixing.

Ground or aerial application equipment which will give good spray coverage of weed foliage should be used. HOWEVER, DO NOT USE AERIAL APPLICATION EQUIPMENT IF SPRAY PARTICLES CAN BE CARRIED BY WIND INTO AREAS WHERE SENSITIVE CROPS OR PLANTS ARE GROWING.

Apply 3 to 50 gallons of diluted spray per treated acre when using ground application equipment, or 2 to 10 gallons of diluted spray per treated acre when using aerial application equipment. Use the higher level of the listed spray volumes when treating dense or tall vegetation. Use coarse sprays.

Select nozzles designed to produce minimal amounts of fine spray particles. Spray with nozzles as close to the weeds as is practical for good weed coverage.

SAN845H Herbicide should not be applied during periods of gusty wind or when wind is in excess of 15 mph as uneven spray coverage may occur.

Avoid disturbing (e.g. cultivating or mowing) treated areas for at least 7 days following application.

BEST AVAILABLE COPY

SENSITIVE CROP PRECAUTIONS

SAN845H Herbicide may cause injury to desirable trees and plants, particularly beans, cotton, flowers, fruit trees, grapes, ornamentals, peas, potatoes, soybeans, sunflowers, tobacco, tomatoes and other broadleaf plants when contacting their roots, stems or foliage. These plants are most sensitive to SAN845H Herbicide during their development or growing stage. FOLLOW THE PRECAUTIONS LISTED BELOW WHEN USING SAN845H HERBICIDE.

- Do not treat areas where either possible downward movement into the soil or surface washing may cause contact of SAN845H Herbicide with the roots of desirable plants such as trees and shrubs.

- Avoid making applications when spray particles may be carried by air currents to areas where sensitive crops and plants are growing. Do not spray near sensitive plants if wind is gusty or in excess of 5 mph and moving in the direction of adjacent sensitive crops. Leave an adequate buffer zone between area to be treated and sensitive plants. Coarse sprays are less likely to drift out of the target area than fine sprays.

- Use coarse sprays to avoid potential herbicide drift. Select nozzles which are designed to produce minimal amounts of fine spray particles. Examples of nozzles designed to produce coarse sprays via ground applications are Delavan Raindrops, Spraying Systems XR flat fans or large capacity flood nozzles such as D10, TK10 or greater capacity tips. Keep the spray pressure at or below 20 psi and the spray volume at or above 20 gpa, unless otherwise required by the manufacturer of drift-reducing nozzles.

- Agriculturally approved drift-reducing additives may be used.

- Do not apply SAN845H Herbicide adjacent to sensitive crops when the temperature on the day of application is expected to exceed 85° F as drift is more likely to occur.

- To avoid injury to desirable plants, equipment used to apply SAN845H Herbicide should be thoroughly cleaned (see PROCEDURE FOR CLEANING SPRAY EQUIPMENT on page 6) before reusing to apply any other chemicals.

All crop uses of SAN845H Herbicide are intended for a normal growing interval between planting and harvest. No crop rotation restrictions exist if normal harvest of treated crop has occurred. If this interval is shortened, such as in cover crops that will be plowed under, do not follow up with the planting of a sensitive crop.

15 of 61

Directions for Use

SAN 845H

Crops growing under stress conditions such as drought, poor fertility, or foliar damage due to hail, wind or insects, can exhibit various injury symptoms that may be more pronounced if herbicides are applied.

Consult your local or state authorities for possible application restrictions and advice concerning these and other special local use situations. Tank mix recommendations are for use only in states where the tank mix product and application site are registered.

BAND TREATMENTS

SAN845H Herbicide may be applied as a band treatment. Use the formulas below to determine the appropriate rate and volume per treated acre.

Band width <u>in inches</u>	Broadcast	
Row width	x RATE =	Band RATE
in inches	per treated acre	per treated acre

Band width <u>in inches</u>	Broadcast	
Row width	x VOLUME =	Band VOLUME
in inches	per treated acre	per treated acre

COMPATIBILITY TEST

Before mixing in the spray tank, it is advisable to test compatibility by mixing all components in a small container in proportionate quantities (see following table).

Amount of Herbicide to Add to One Pint
of Spray Carrier
(Assuming Volume is 25 Gallons per Acre)

HERBICIDE FORMULATIONS	RATE PER ACRE	LEVEL TEASPOONS
Dry	1 lb.	1 1/2
Liquid	1 pt.	1/2

If herbicide(s) do not ball-up or form flakes, sludge, gels, oily films or layers, or other precipitates, then the tested spray mix is compatible. Usually, incompatibility in any of the above described forms will occur within 5 minutes after mixing.

If components are incompatible, the use of a compatibility agent is recommended. Rerun the above COMPATIBILITY TEST with a suitable compatibility agent (1/4 teaspoon is equivalent to 2 pints per 100 gallons of fluid fertilizer).

PROCEDURE FOR CLEANING SPRAY EQUIPMENT

The steps listed below are suggested for thorough cleaning of spray equipment following applications of SAN845H Herbicide or tank mixes of SAN845H Herbicide.

- 1)Hose down thoroughly the inside as well as outside surfaces of equipment while filling the spray tank half full of water. Flush by operating sprayer until the system is purged of the rinse water.
- 2)Fill tank with water while adding 1 quart of household ammonia for every 25 gallons of water. Operate the pump to circulate the ammonia solution through the sprayer system for 15 to 20 minutes and discharge a small amount of the ammonia solution through the boom and nozzles. Let the solution stand for several hours, preferably overnight.
- 3)Flush the solution out of the spray tank through the boom.
- 4)Remove the nozzles and screens and flush the system with two full tanks of water.

The steps listed below are suggested for thorough cleaning of spray equipment used to apply SAN845H Herbicide as a tank mix with wettable powders (WP) emulsifiable concentrates (EC), or other types of water-dispersible formulations. SAN845H Herbicide tank mixes with water-dispersible formulations require the use of a water/detergent rinse.

5) Complete step 1.

6) Fill tank with water while adding 2 lbs. of detergent for every 40 gallons of water. Operate the pump to circulate the detergent solution through the sprayer system for 5 to 10 minutes and discharge a small amount of the solution through the boom and nozzles. Let the solution stand for several hours, preferably overnight.

7) Flush the detergent solution out of the spray tank through the boom.

8) Repeat step 1, and follow with steps 2, 3, and 4.

GENERAL WEED LIST

This is a general list of weeds which may be treated with SAN845H Herbicide in accordance with this label as recommended under the rates and timing sections of the Individual Use Headings. Proper usage of this product will give control or growth suppression of many ANNUAL, BIENNIAL, and PERENNIAL broadleaf weeds, and many WOODY brush and vine species including:

ANNUALS

Amaranth, Spiny (Spiny Pigweed)	Mustard, Wild
Aster, Slender	Mustard (Yellowtops)
Bedstraw	Nightshade, Black
Beggarweed, Florida	Pennycress, Field (Fanweed, Frenchweed, Stinkweed)
Broomweed, Common	Pepperweed, Virginia (Peppergrass)
Buckwheat, Wild	Pigweed, Prostrate
Buffalobur	Pigweed, Redroot (Carelessweed)
Burclover, California	Pigweed, Rough
Burcucumber	Pigweed, Smooth
Buttercup, Roughseed	Pigweed (triazine resistant)
Carpetweed	Pigweed, Tumble
Catchfly, Nightflowering	Poorjoe
Chamomile, Corn	Puncturevine
Chickweed, Common	Purshlane, Common
Clovers (Annual)	Pusley, Florida
Cockle, Corn	Radish, Wild
Cockle, Cow	Ragweed, Common
Cocklebur, Common	Ragweed, Giant (Buffaloweed)
Croton, Tropic	Ragweed Lance-Leaf
Croton, Woolly	Rubberweed, Bitter (Bitterweed)
Daisy, English	Sesbania, Hemp
Evening primrose, Cutleaf	Shepherdspurse
Fleabane, Annual	Sicklepod
Goosefoot, Nettleleaf	Sida, Prickly (Teaweed)
Henbit	Smartweed, Green
Jimsonweed	Smartweed, Pennsylvania
Knotweed	Sneezeweed, Bitter
Kochia	Sowthistle, Annual
Ladysthumb	Sowthistle, Spiny
Lambsquarters, Common	Spikeweed, Common
Lambsquarters (triazine resistant)	Spurge, Prostrate
Lettuce, Prickly	Spurry, Corn
Mallow, Common	Starbur, Bristly
Mallow, Venice	Sumpweed, Rough
Mayweed	Sunflower, Common (Wild)
Morningglory, Ivyleaf	
Morningglory, Tall	
Mustard, Tansy	

Sunflower, volunteer
Thistle, Russian
Velvetleaf

Waterhemp
Waterprimrose, Winged
Wormwood, Annual

BIENNIALS

Burdock, Common
Carrot, Wild
(Queen Anne's Lace)
Cockle, White
Evening primrose, Common
Geranium, Carolina
Gromwell
Knapweed, Diffuse
Knapweed, Spotted

Mallow, Dwarf
Plantain, Bracted
Ragwort, Tansy
Starthistle, Yellow
Sweetclover
Teasel
Thistle, Bull
Thistle, Milk
Thistle, Musk
Thistle, Plumeless

PERENNIALS

*Alfalfa
Artichoke, Jerusalem
Aster, Spiny
Waster, Whiteheath
Beadstraw, Smooth
Bindweed, Field
Bindweed, Hedge
Blueweed, Texas
*Bursage (Bur Ragweed)
(Lakeweed)
(Povertyweed)
Bursage, Woollyleaf
(Lakeweed)
Buttercup, tall
Campion, Bladder
Chickweed, Field
Chickweed, Mouseear
Canada
Chicory
*Clover, Hop
*Dandelion, Common
*Dock Broadleaf (Bitterdock)
*Dock, Curly
Dogbane, Hemp
*Dogfennel (Cypressweed)
Fern, Bracken
Garlic, Wild
Goldenrod, Canada
Goldenrod, Missouri
Goldenweed, Common
Hawkweed
Horsenettle, Carolina

Ironweed
Knapweed, Black
Knapweed, Russian
Mare's Tail (Horseweed)
Milkweed, Climbing
Milkweed, Common
Milkweed, Honeyvine
Milkweed, Western Whorled
Nettie, Stinging
Nightshade, Silverleaf
(White horsenettle)
Onion, Wild
*Plantain, Broadleaf
Plantain, Buckhorn
Pokeweed
Ragweed, Western
Redvine
Sericia Lespedeza
Smartweed, Swamp
Snakeweed, Broom
*Sorrel, Red (Sheep Sorrel)
Sowthistle
Sowthistle, Perennial
Spurge, Leafy
Sundrop, Halfshrub
(Eveningprimrose)
Thistle, Canada
Toadflex, Dalmatian
Tropical Soda Apple
Trumpetcreeper (Buckvine)
Vetch
Waterhemlock

Directions for Use

SAN 845H

Waterprimrose, creeping
*Woodsorrel, Creeping
Common Yellow
Wormwood, Common

Wormwood, Louisiana
*Yankeeweed
Yarrow, Common

* Noted perennials may be controlled using SAN845H Herbicide at rate lower than those recommended for other listed perennial weeds. (See application rates and timing on pages [redacted], [redacted], [redacted], [redacted], [redacted], and [redacted]).

WOODY

Alder
Ash
Aspen
Basswood
Beech
Birch
Blackberry
Blackgum
Cedar
Cherry
Chinquapin
Cottonwood
Creosotebush
Cucumbertree
Dewberry
Dogwood
Elm
Grape
Hawthorn (Thornapple)
Hemlock
Hickory
Honeylocust
Honeysuckle
Hornbeam
Huckleberry
Huisache
Ivy, Poison

Kudzu
Locust, Black
Maple
Mesquite
Oak
Oak, Poison
Olive, Russian
Persimmon, Eastern
Pine
Plum, Sand (Wild Plum)
Poplar
Rabbitbrush
Redcedar, Eastern
Rose, McCartney
Rose, Multiflora
Sagebrush, Fringe
Sassafras
Serviceberry
Spicebush
Spruce
Sumac
Sweetgum
Sycamore
Tarbush
Willow
Witchhazel
Yaupon
Yucca

BEST AVAILABLE COPY

21 9 61

FIELD, SEED*, POPCORN* AND SILAGE CORN

Observe all precautions, mixing and application instructions on pages [REDACTED] as well as the following:

- * Do not apply SAN845H Herbicide to seed corn or popcorn without first verifying with your local seed corn company (supplier) the SAN 845H selectivity on your inbred line or variety of popcorn. This precaution will help avoid potential injury of sensitive varieties.

SAN845H Herbicide is not registered for use on sweet corn.

Direct contact of SAN845H Herbicide with corn seed must be avoided. If corn seeds are less than 1 1/2 inches below the surface, delay application until corn has emerged.

Up to 2 applications of SAN845H Herbicide may be made during a growing season. Do not exceed a total of 17 ounces of SAN845H Herbicide per treated acre per crop year. Allow two weeks or more between applications of SAN845H Herbicide. See appropriate section for rate information. For combinations options or sequential treatments, refer to appropriate section.

Applications of SAN845H Herbicide to corn during periods of rapid growth may result in temporary leaning. Corn will usually become erect within 3 to 7 days. Cultivation should be delayed until after corn is growing normally to avoid breakage.

Agriculturally approved surfactants or sprayable fluid fertilizers (1/2-1 gallon per acre of 28%, 30% or 32% urea ammonium nitrate) may be added to the spray mixture to improve postemergence weed control, particularly in dry growing conditions.

Do not use adjuvants containing penetrants such as petroleum based oils after crop emergence or crop injury may result.

Corn may be harvested or grazed for feed once the crop has reached the ensilage (milk) stage or later in maturity.

BEST AVAILABLE COPY

WEEDS CONTROLLED

SAN845H Herbicide will control many ANNUAL broadleaf weeds or give growth suppression of many PERENNIAL broadleaf weeds commonly found in corn. (Refer to the GENERAL WEED LIST on pages [REDACTED])

For best performance, make application when weeds have emerged and are actively growing.

Preemergence control of cocklebur, velvetleaf, and jimsonweed may be reduced if conditions such as low temperature or lack of soil moisture cause delayed or deep germination of weeds.

PREPLANT/PREEMERGENCE IN NO-TILLAGE CORN

Applications of SAN845H Herbicide may be made before, during, or after planting to emerged and actively growing broadleaf weeds. Apply SAN845H Herbicide at 12 ounces per treated acre on medium or fine textured soils containing 2% or greater organic matter. Use 6 ounces per treated acre on coarse textured soils (sand, sandy loam, and loamy sand) or medium and fine textured soils with less than 2% organic matter.

When planting into a legume sod (e.g., alfalfa or clover), apply SAN845H Herbicide after 4-6 inches of regrowth has occurred.

PREEMERGENCE IN CONVENTIONAL OR REDUCED TILLAGE CORN

SAN845H Herbicide may be applied after planting and prior to corn emergence. Application at 12 ounces per treated acre may be made to medium or fine textured soils which contain 2% or greater organic matter. DO NOT apply to coarse textured soils (sand, sandy loam, and loamy sand) until after crop emergence (see Early Postemergence uses below).

Preemergence application of SAN845H Herbicide does not require mechanical incorporation to become active. A shallow mechanical incorporation is recommended if application is not followed by adequate rainfall or sprinkler irrigation. Avoid tillage equipment (e.g., drags, harrows) which concentrate treated soil over seed furrow.

BEST AVAILABLE COPY

**EARLY POSTEMERGENCE
(ALL TILLAGE SYSTEMS)
(Spike through 8 inch tall corn)**

SAN845H Herbicide at 12 ounces per treated acre may be applied during the period from corn emergence through the five leaf stage or 8 inches tall, whichever comes first. Reduce the rate to 6 ounces per treated acre if corn is growing on coarse textured soils (sand, sandy loam, loamy sand). See Late Postemergence applications given below if the 6th true leaf is emerging from whorl or corn is greater than 8 inches tall.

**LATE POSTEMERGENCE
(ALL TILLAGE SYSTEMS)
(8 to 36 inch tall corn)**

Application of SAN845H Herbicide at 6 ounces per treated acre may be made from 8 to 36 inch tall corn or 15 days before tassel emergence, whichever comes first. For best performance, make applications when weeds are less than 3 inches tall.

Make directed spray application when: (1) corn leaves prevent proper spray coverage; (2) sensitive crops are growing nearby; (3) tank mixing with 2,4-D.

DO NOT apply SAN845H Herbicide when soybeans are growing nearby if any of these conditions exist:

- corn is more than 24 inches tall
- soybeans are more than 10 inches tall
- soybeans have begun to bloom

OVERLAY (SEQUENTIAL) TREATMENTS

SAN845H Herbicide may be applied to ground previously treated with one or more of the following herbicides:

alachlor (Lasso®, Lasso MT®,
Partner®)
Atrazine
Banvel®
Bicep®
Bronco®
Bullet®
butylate (Sutan+® /Genate®)
Clarity®
cyanazine (Bladex®)
dimethenamid (Frontier®)
EPTC (Eradicane®)
Extrazine II®
glyphosate (Roundup®)
Lariat®

BEST AVAILABLE COPY

Marksman®
metolachlor (Dual®)
paraquat (Gramoxone®)
pendimethalin (Prowl®)
propachlor (Ramrod®)
simazine (Princep®)

Apply SAN 845H Herbicide at 5 ounces per acre to ground previously treated with full rates of Banvel, Clarity or Marksman. Allow at least 2 weeks between applications.

READ AND FOLLOW LABEL DIRECTIONS FOR EACH OF THE ABOVE PRODUCTS.

TANK MIX TREATMENTS FOR CORN

SAN845H Herbicide may be tank mixed with one or more of the following herbicides for control of grasses or additional broadleaf weeds. Read and follow the label of each tank mix product used for precautionary statements, directions for use, rates and timings, and other restrictions.

BEST AVAILABLE COPY

20 9 01

RATES AND TIMINGS

SAN845H PLUS	PREPLANT/ PREEMERGENT (NO TILLAGE CORN)	PREEMERGENT (CONVENTIONAL OR REDUCED TILLAGE CORN)	EARLY POST- EMERGENT (ALL TILLAGE SYSTEMS)	LATE POSTEMER- GENT (ALL TILLAGE SYS- TEMS)	ADDITIONAL DIRECTIONS
ACCENT® (nicosulfuron)	--	--	1/2-1 ounce ai/A	1/2-1 ounce ai/A (To improve spray coverage of weeds and reduce risk of corn injury, use drop pipes to direct spray beneath corn leaves when corn is greater than 8 inches tall.)	Application may be made to emerged weeds before corn is greater than 24 inches tall. Use non-ionic surfactant at .25% (V/V) with this tank mixture.
Atrazine	1 1/4-2 lbs.ai/A	1 1/4-2 lbs.ai/A	1 1/4-2 lbs.ai/A Crop oil concentrates may be used with this mixture if corn is <u>5 inches or less</u> in height.	1 1/4-2 lbs.ai/A Do not apply if corn is greater than 12 inches tall.	Application may be made before grasses are 1 1/2 " tall. Follow all state and federal restrictions pertaining to atrazine applications.
BEACON® (primisulfuron)	--	--	0.31 - 0.62 ounce ai/A	0.31 - 0.62 ounce ai/A (To improve spray coverage of weeds and reduce risk of corn injury, use drop pipes to direct spray beneath corn leaves when corn is greater than 8 inches tall)	Application may be made to emerged weeds when corn is 4 to 24 inches tall. Use non-ionic surfactant at .25% (V/V) with this tank mixture.
BLADEX® (cyanazine)	1 1/4-4 lbs.ai/A	1 1/4-4 lbs.ai/A	1/4-2 lbs.ai/A (use the 90 DF formulation only, after corn emergence.)	--	Application may be made before grasses are 1 1/2 inches tall, and before corn is beyond the 4 leaf stage.
DUAL® (metolachlor)	1 1/2-3 lbs ai/A	1 1/2-3 lbs.ai/A (use only on fine or medium textured soils with 2 1/2% or greater organic matter)	1 1/2-3 lbs.ai/A	--	Application may be made before grasses reach the 2 leaf stage and before corn is greater than 3 inches tall.

BEST AVAILABLE COPY

RATES AND TIMINGS

SAN845H FLUS	PREPLANT/ PREEMERGENT (NO TILLAGE CORN)	PREEMERGENT (CONVENTIONAL OR REDUCED TILLAGE CORN)	EARLY POST- EMERGENT (ALL TILLAGE SYSTEMS)	LATE POSTEMER- GENT (ALL TILLAGE SYS- TEMS)	ADDITIONAL DIRECTIONS
FRONTIER (dimethenamid)	13-25 fl. oz/A	13-25 fl. oz/A (use only on fine or medium textured soils with 2.5% or greater organic matter)	13-25 fl. oz/A		Application may be made up to 8 inch tall corn. This treatment must be combined with a herbicide that provides postemergence control of grass weeds if they are greater than 1 inch tall at the time of application.
GRAMOXONE® (paraquat)	1/4-1 lb.ai/A	1/4-1 lb.ai/A	--	--	Application may be made to emerged weeds but prior to corn emergence.
LASSO® (alachlor)	1 1/2-4 lbs.ai/A	1 1/2-4 lbs.ai/A (use only on fine textured soils with greater than 2 1/2% organic matter)	1 1/2-4 lbs.ai/A	--	Application may be made before grasses reach the 2 leaf stage and before corn is greater than 3 inches tall. If forms of alachlor Partner), made prior to grass emergence.
microencapsulated are used (Lasso MT, applications must be					
PRINCEP® (simazine)	2.0-3.0 lbs.ai/A	2.0-3.0 lbs.ai/A	-	--	Application may be made prior to corn or weed emergence.
PROUL® (pendimethalin)	--	3/4-1 1/2 lbs ai/A (Use only on fine or medium textured soils with 2 1/2% or greater organic matter.)	3/4-1 1/2 lbs ai/A	--	Application may be made immedi- ately after planting but prior to weed emergence. Corn should not be beyond the 2- leaf stage of growth.
ROUNDUP® (glyphosate)	1.0-3.0 lbs.ai/A	1.0-3.0 lbs.ai/A	--	--	Application may be made to emerged weeds but prior to corn emergence.

BEST AVAILABLE COPY

27 9 01

RATES AND TIMINGS

SAN845H PLUS	PREPLANT/ PREEMERGENT (NO TILLAGE CORN)	PREEMERGENT (CONVENTIONAL OR REDUCED TILLAGE CORN)	EARLY POST- EMERGENT (ALL TILLAGE SYSTEMS)	LATE POSTEMER- GENT (ALL TILLAGE SYS- TEMS)	ADDITIONAL DIRECTIONS
2,4-D	1/4-1/2 lbs.ai/A	1/4-1/2 lbs.ai/A	Not recommended	1/8 lbs.ai/A	Drop pipes are to be used when corn height is 8 inches or greater. Keeping the spray off the corn leaves and out of the whorl will reduce the likelihood of crop injury and improve spray coverage of weed foliage.

BEST AVAILABLE COPY

SORGHUM (Milo)

Observe all precautions on pages [REDACTED], including the reference to crops growing under stress.

Read and follow mixing and application instructions on page [REDACTED].

Applications of SAN845H Herbicide to sorghum during periods of rapid growth may result in temporary leaning of plants or rolling of leaves. These effects are usually outgrown within 10 to 14 days.

Do not graze or feed treated sorghum forage or silage prior to mature grain stage. If sorghum is grown for pasture or hay, refer to the pasture use section of this label. Do not apply SAN845H Herbicide to sorghum grown for seed production.

Make no more than one application per growing season.

WEEDS CONTROLLED


SAN845H Herbicide, when applied at the recommended rate for grain sorghum, will control many actively growing ANNUAL broadleaf weeds and will reduce competition from established PERENNIAL broadleaf weeds as well as control their seedlings. (Refer to GENERAL WEED LIST on pages [REDACTED])

RATES AND TIMINGS

SAN845H Herbicide may be applied to emerged and actively growing weeds at least 15 days prior to planting. Postemergence application of SAN845H Herbicide must be made after sorghum is in the spike stage (all sorghum emerged) but before sorghum is 15 inches tall. For best performance, make applications when sorghum is in the 3-5 leaf stage and weeds are small (less than 3 inches tall). Use drop pipes (drop nozzles) if sorghum is taller than 8 inches. Keeping the spray off the sorghum leaves and out of the whorl will reduce the likelihood of crop injury and improve spray coverage of weed foliage.

BROADCAST RATE PER TREATED ACRE:

6 ounces of SAN 845H



TANK MIX TREATMENT**SAN845H plus Atrazine**

For improved control of emerged, actively growing broadleaf weeds including triazine resistant species and added suppression of perennial broadleaf weeds, tank mix 6 ounces SAN845H Herbicide with 0.5 to 1.25 lbs. a.i. atrazine per treated acre. For control of grasses (less than 1.5 inches tall), tank mix 6 ounces SAN845H Herbicide with 2 lbs. a.i. atrazine per treated acre. For best performance and minimal crop injury, make application when sorghum is 3-8 inches tall and when broadleaf weeds are small (less than 6 inches tall). Application of atrazine must be made before sorghum is beyond 12 inches tall. The atrazine rate will depend upon soil texture and length of residual weed control desired. Follow all state and federal restrictions pertaining to atrazine applications.

SAN 845H plus Buctril®

For improved control of broadleaf weeds, tank mix 6 ounces SAN845H Herbicide with 1 - 1 1/2 pint Buctril Herbicide per treated acre. Make application at 4 leaf to 15 inch tall sorghum. Use drop nozzles to direct spray beneath sorghum leaves when sorghum is greater than 8 inches tall.

READ AND FOLLOW THE LABEL OF EACH TANK MIX PRODUCT USED FOR PRECAUTIONARY STATEMENTS, DIRECTIONS FOR USE, APPLICATION RATES AND TIMINGS AND OTHER RESTRICTIONS.

BEST AVAILABLE COPY

30 of 61

OVERLAY (SEQUENTIAL) TREATMENTS

SAN845H Herbicide may be applied to ground previously treated with one or more of the following herbicides:

<u>Herbicide</u>	<u>Maximum rate per treated acre (lbs.a.i.)</u>
alachlor (Lasso) (Screen-treated seed)	4
atrazine ¹	2.5
metolachlor (Dual) (Concep-treated seed)	2.5
propachlor (Ramrod)	5

¹ Maximum use rate for atrazine is determined by soil type, tillage practices used, surface residue, and state or local restrictions. Follow the more restrictive requirements when determining the maximum use rate for atrazine.

**PREHARVEST USES
For Use Only in the States
of Texas and Oklahoma**

SAN845H Herbicide may be applied for weed suppression any time after the sorghum has reached the soft dough stage. An agriculturally approved surfactant may be used to improve performance.

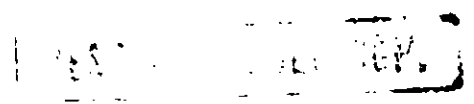
Delay harvest until 30 days after treatment.

BROADCAST RATE PER TREATED ACRE:
5 ounces SAN 845H

**SMALL GRAINS (WHEAT, BARLEY AND OATS)
Not Underseeded To Legumes**

Observe all precautions on pages [redacted]. Read and follow cleaning, mixing and application instructions on pages [redacted].

Surfactants are not recommended when applying SAN845H Herbicide alone or in tank mixtures on small grains except when tank mixing with sulfonylurea herbicides (such as: Ally, Express, Finesse, Glean, Harmony Extra, or Amber). Refer to the label of the



sulfonylurea herbicide used for specific surfactant use directions.

Do not use penetrants such as petroleum based oils with SAN845H Herbicide or SAN845H Herbicide tank mixtures after small grain emergence.

Sulfonylurea resistant weeds may not be controlled completely by tank mixes of SAN 845H with sulfonylurea herbicides. Refer to the tank mix sections from each specific crop for alternative SAN 845H tank mixtures.

Do not graze or harvest for livestock feed prior to crop maturity.

If small grains are grown for pasture only, refer to the PASTURE, RANGELAND and NON-CROPLAND section pages [REDACTED].

WEEDS CONTROLLED

SAN845H Herbicide will provide suppression or control of annual broadleaf weeds listed below. For improved control of listed weeds plus additional weeds, it is recommended that SAN845H Herbicide be applied in a tank mix with other herbicides. Refer to specific crop for tank mix options.

Buckwheat Tartary	Pennycress, Field
Buckwheat, Wild	Pigweed, Redroot
Chamomile, Corn	(Carelessweed)
Cockle, Corn	Pigweed, Rough
Cockle, Cow	Pigweed, Tumble
Cocklebur, Common	Purslane, Common
Henbit	Ragweed, Common
Knotweed	Ragweed, Giant
Kochia	(Buffaloweed)
Kochia	Smartweed, Green
(sulfonylurea resistant)	Smartweed, Pennsylvania
Knawel (German moss)	Sowthistle, Annual
Ladysthumb	Sunflower, Common
Lambsquarters,	(Wild)
Common	Sunflower, Volunteer
Lettuce, Prickly	Thistle, Russian
Mallow, Common	Velvetleaf
Mustard, Tansy	
Nightshade, Black	

SAN845H Herbicide and SAN845H Herbicide tank mixes will reduce competition from established PERENNIAL broadleaf weeds and control their seedlings. (Refer to GENERAL WEED LIST on pages [REDACTED].)

THE SPECIAL USE TANK MIX FOR FALL SEEDED WHEAT ONLY allows a higher rate of 2,4-D to be used in combination with SAN845H Herbicide. This tank mix treatment may be used for improved performance of difficult-to-control weeds including:

*Fiddleneck (Tarweed) Gromwell
Garlic, Wild *Onion, Wild

* Spring applications may not control weeds that develop in the fall. For fall applications, refer to the BETWEEN CROPPING APPLICATIONS section, pages [REDACTED].

RATES AND TIMINGS

Application of SAN845H Herbicide may be made before, during or after planting to emerged and actively growing weeds. SAN845H Herbicide is most effective when used in a tank mix with other herbicides. Refer to specific crop for SAN845H Herbicide rate and application timing. For best performance, make application when weeds are in the 2-3 leaf stage and rosettes are less than 2 inches across.

FALL AND SPRING SEEDED WHEAT

SAN845H HERBICIDE MUST BE APPLIED TO FALL SEEDED WHEAT PRIOR TO THE JOINTING STAGE. APPLICATIONS TO SPRING SEEDED WHEAT MUST BE MADE BEFORE WHEAT EXCEEDS THE 5 LEAF STAGE.

TANK MIX TREATMENTS

For control of grasses or additional broadleaf weeds, SAN845H Herbicide may be tank mixed with the following herbicides. Read and follow the label of each tank mix product used for precautionary statements, directions for use, weeds controlled and geographic and other restrictions.

BEST AVAILABLE COPY

33 of 61

Directions for Use

SAN 845H

BROADCAST RATE PER TREATED ACRE:

Apply 2 - 3 ounces SAN845H Herbicide with:

Herbicide	product amount*	lb. a.i.
2,4-D Amine or Ester	1/2-3/4 pint	0.250 - 0.375
MCPA Amine or Ester	1/2-3/4 pint	0.250 - 0.375

bromoxynil
 Buctril®
 bromoxynil + MCPA
 Bronate®

clopyralid
 Stinger®
 clopyralid + 2,4-D
 Curtail®

clopyralid + MCPA
 Curtail®--M

diuron **
 Karmex®

fenoxaprop-ethyl + MCPA
 Dakota®

fenoxaprop-ethyl + MCPA + 2,4-D
 Tiller®

metrikuzin **
 Sencor®

sulfonylureas
 (such as: Ally®, Express® Finesse®,
 Glean®, Harmony® Extra, Amber®)

CONSULT
 PRODUCT LABELS
 FOR RATE
 RECOMMENDATIONS

BEST AVAILABLE COPY

* Based on 4 pounds per gallon formulations of MCPA and 2,4-D.

** Tank mixtures for fall seeded wheat only.

**SPECIAL USE TANK MIX FOR
 FALL SEEDED WHEAT ONLY**

SAN845H	3 ounces	0.131 lb. a.i.
plus	plus	plus
2,4-D amine	1 to 2 pints	0.50 to 1 lb. a.i.
or	or	or
2,4-D ester	1 to 1 1/2 pts	0.50 to 0.75 lb. a.i.

Note: Do not use unless possible crop injury will be acceptable.

FOR SUPPRESSION OF PERENNIAL BROADLEAF WEEDS IN FALL SEED WHEAT

PERIODS OF EXTENDED COLD AND WET WEATHER MAY ENHANCE THE POSSIBILITY OF CROP INJURY. DO NOT USE IF THE POTENTIAL FOR CROP INJURY IS NOT ACCEPTABLE.

Apply 8 fl. oz. of BANVEL Herbicide to winter wheat after it exceeds the 3 leaf stage. Do not apply with surfactants or oils as injury may occur. BANVEL Herbicide may be tank mixed with 2,4-D amine at 0.25 lbs. a.i./A after wheat begins to tiller.

For best control apply BANVEL Herbicide to actively growing bindweed. Applications may be made in the Fall following frost but before the first killing frost.

BEST AVAILABLE COPY

35 of 61

FALL SEEDED BARLEY

SAN845H HERBICIDE MUST BE APPLIED TO FALL SEEDED BARLEY PRIOR TO THE JOINTING STAGE.

Note: For fall barley varieties that are seeded during the winter months or later, follow the rates and timings given for Spring Seeded Barley.

TANK MIX TREATMENTS

For control of additional broadleaf weeds, SAN845H Herbicide may be tank mixed with the following herbicides. Read and follow the label of each tank mix product used for precautionary statements, directions for use, weeds controlled and geographic and other restrictions.


BROADCAST RATE PER TREATED ACRE:

Apply 2 - 3 ounces SAN845H Herbicide with:

Herbicide	product amount*lb. a.i.	
2,4-D Amine or Ester	1/2 pint	0.250
MCPA Amine or Ester	1/2-3/4 pint	0.250 - 0.375

sulfonylureas (such as: Ally®, Express®, Finesse®, Glean®, Harmony® Extra, Amber®)	CONSULT	PRODUCT LABELS FOR RATE RECOMMENDATIONS
metribuzin Sencor®		

* Based on 4 pounds per gallon formulations of MCPA and 2,4-D.



SPRING SEEDED BARLEY

SAN845H HERBICIDE MUST BE APPLIED BEFORE SPRING SEEDED BARLEY EXCEEDS THE 4 LEAF STAGE.

TANK MIX TREATMENTS

For control of additional broadleaf weeds, SAN845H Herbicide may be tank mixed with the following herbicides. Read and follow the label of each tank mix product used for precautionary statements, directions for use, weeds controlled and geographic and other restrictions.

BROADCAST RATE PER TREATED ACRE:
Apply 2 ounces SAN845H Herbicide with:

Herbicide	amount product*	lb. a.i.
MCPA	1/2 pint	0.250
clopyralid + MCPA Curtail®-M metribuzin Sencor sulfonyleureas (such as: Ally®, Express®, Finesse®, Glean®, Harmony® Extra, Amber®		CONSULT PRODUCT LABELS FOR RATE RECOMMENDATIONS

* Based on 4 pounds per gallon formulations of MCPA.

BEST AVAILABLE COPY

RING SEEDED OATS

HERBICIDE MUST BE APPLIED BEFORE SPRING SEEDED OATS
REACH 5 LEAF STAGE. APPLICATIONS TO FALL SEEDED OATS MUST
BE MADE PRIOR TO THE JOINTING STAGE.

TANK MIX TREATMENTS

In the presence of additional broadleaf weeds, SAN845H Herbicide may
be tank mixed with the following herbicides. Read and follow the
directions of each tank mix product used for precautionary statements,
precautions for use, weeds controlled and geographic and other
restrictions.

APPLICANT RATE PER TREATED ACRE:

Apply 2 - 3 ounces SAN845H Herbicide with:

Herbicide	amount product*	lb.a.i.
MCPA*	1/2-3/4 pint	0.25 - 0.375

Based on 4 pounds per gallon formulations of MCPA.

BEST AVAILABLE COPY

SUGARCANE

Observe all precautions on pages [REDACTED]. Read and follow mixing and application instructions on pages [REDACTED].

Consult your local or state authorities for possible application restrictions, especially concerning aerial applications and advice concerning special local use situations.

WEEDS CONTROLLED

SAN845H Herbicide, when applied at recommended rates, will control many ANNUAL, BIENNIAL and PERENNIAL broadleaf weeds commonly found in sugarcane. (Refer to GENERAL WEED LIST on pages [REDACTED]).

RATES AND TIMINGS

Application of SAN845H Herbicide may be made any time after weeds have emerged and are actively growing but before the close-in stage of sugarcane. Application rates and timings of SAN845H Herbicide are given below. Use the higher level of listed rate ranges when treating dense vegetative growth.

Weed Stage and Type	Broadcast rate per
	treated acre
	Amount Product
Annual	
Small, actively growing	6 - 12 ounces
Established weed growth	12 - 18 ounces
Biennial	12 - 24 ounces
Perennial	
Noted (*pg [REDACTED]) Perennials	1.5 - 3 pounds
Other Perennials	3 - 4 pounds*

*Application made over the top of actively growing sugarcane may result in crop injury.

When possible, direct the spray beneath the sugarcane canopy in order to minimize the likelihood of crop injury. The use of directed sprays will also aid in maximizing spray coverage of weed foliage.

Retreatments may be made as needed, however, do not exceed a total of 4 pounds of SAN845H Herbicide per treated acre during a growing season.

TANK MIX TREATMENTS

SAN845H Herbicide may be tank mixed with one or more of the following herbicides for control of grasses or additional broadleaf weeds. Read and follow the label of each tank mix product used for precautionary statements, directions for use, rates and timings, weeds controlled, geographic and other restrictions.

Herbicide	Rates per treated acre (lbs. a.i.)
ametryn (Evik)	2/5 to 8
asulam (Asulox)	2 to 3 1/3
atrazine	2/5 to 4
dalapon	3 1/2 to 8 1/2
2,4-D	1/2 to 3*

* Application of SAN845H Herbicide plus 2,4-D tank mix at the higher listed rate ranges may result in crop injury.

BEST AVAILABLE COPY

PASTURE, RANGELAND AND NON-CROPLAND AREAS

SAN845H Herbicide is recommended for use on pasture, rangeland, general farmstead weed and brush control and for use on non-cropland areas such as fence rows, roadways, rights-of-way (utility, railroad, highway, pipeline), non-selective forest brush control (including site preparation), non-irrigation ditchbanks, wasteland and other non-cropland areas.

Observe all precautions on pages [REDACTED]. Read and follow mixing and application instructions on pages [REDACTED].

SAN845H Herbicide uses described in this section also pertain to small grains (such as barley, forage sorghum, oats, rye, sudangrass or wheat) grown for pasture use only.

NEWLY SEEDED AREAS, including small grains grown for pasture may be severely injured if rates of SAN845H Herbicide greater than 12 ounces per treated acre are applied.

ESTABLISHED GRASS CROPS growing under stress can exhibit various injury symptoms that may be more pronounced if herbicides are applied. Furthermore, rates of SAN845H Herbicide in excess of 3 pounds per treated acre may cause temporary injury to many grass species.

Bentgrass, carpetgrass, buffalograss and St. Augustine grass may be injured at rates exceeding 12 ounces SAN845H Herbicide per treated acre. Usually colonial bentgrasses are more tolerant than creeping types. Velvetgrasses are most easily injured. Treatments will kill or injure alfalfa, clovers, lespedeza, wild winter peas, vetch and other legumes.

REMOVE MEAT ANIMALS FROM TREATED AREAS 30 DAYS PRIOR TO SLAUGHTER. THERE IS NO WAITING PERIOD BETWEEN TREATMENT AND GRAZING FOR NON-LACTATING ANIMALS.

BEST AVAILABLE COPY

**TIMING RESTRICTIONS FOR LACTATING
DAIRY ANIMALS FOLLOWING
TREATMENT**

SAN845H Herbicide Rate per Treated Acre	Days Before Grazing	Days Before Hay Harvest
Up to 11 ounces	7 days	37 days
Up to 22 ounces	21 days	51 days
Up to 2.8 pounds	40 days	70 days
Up to 11.4 pounds	60 days	90 days

Note: Observe all precautions and restrictions on labels of products used in tank mixtures.

MIXING AND APPLICATION

SAN845H Herbicide can be applied using water, oil in water emulsions including invert systems, or sprayable fluid fertilizer as a carrier. A COMPATIBILITY TEST (page 10 of this booklet) should be made prior to tank mixing.

To prepare oil in water emulsions, half-fill spray tank with water, then add the appropriate amount of emulsifier. With continuous agitation, slowly add the herbicide and then the oil (such as diesel oil or fuel oil) or a premix of oil plus additional emulsifier to spray tank. Complete filling of spray tank with water. Maintain vigorous agitation during spray operation to prevent oil and water from forming separate layers.

SAN845H Herbicide may be applied broadcast using either ground or aerial application equipment. When using ground equipment, apply 3 to 600 gallons of diluted spray per treated acre. Volume of spray applied will depend on the height, density, and type of weeds or brush being treated and on the type of equipment being used. When using aerial equipment apply 2 to 40 gallons of diluted spray per treated acre.

SAN845H Herbicide may be applied to individual clumps or small areas (SPOT TREATMENT) of undesirable vegetation using handgun or similar types of application equipment. Apply diluted sprays to allow complete wetting (up to run-off) of foliage and stems.

Herbicide adjuvants or other spray additives (emulsifiers, surfactants, wetting agents, drift control agents, or penetrants) may be used for wetting, penetration, or drift control. Spray additives must be agriculturally approved when used in pasture applications. If spray additives are used, read and follow all use recommendations and precautions on product label.

WEEDS CONTROLLED

SAN845H Herbicide, when applied at recommended rates, will give control of many ANNUAL, BIENNIAL, and PERENNIAL broadleaf weeds, and many WOODY brush and vine species commonly found in pasture, rangeland and non-cropland areas. (Refer to GENERAL WEED LIST on pages [redacted].) Noted (*) PERENNIAL weeds may be controlled with lower rates of either SAN845H Herbicide or SAN845H Herbicide plus 2,4-D. See RATES AND TIMINGS below.

RATES AND TIMINGS

Application rates and timing of SAN845H Herbicide are given below. Use the higher level of listed rate ranges when treating dense or tall vegetative growth.

Broadcast rate per treated acre	
Weed Stage & Type	Amount Product
Annual	
Small, actively growing	6 - 12 ounces
Established weed growth	12 - 18 ounces
*Biennial	
Rosette diameter	
Less than 3 inches	6 - 12 ounces
3 inches or more	12 - 24 ounces
Bolting	24 - 36 ounces
Perennial	
Suppression or top growth control	1 - 1.5 pounds
Noted (*) Perennials	1.5 - 3 pounds
Other perennials	3 - 6 pounds
Dense stands	6 - 9 pounds
Woody Brush & Vines	
Foliage Suppression	1 - 1.5 pounds
Stems	1.5 - 3 pounds
Stems and Stem Sprouts	3 - 6 pounds
Stems and Root Sprouts	6 - 11 pounds

* For best performance, make application when BIENNIAL WEEDS are in the rosette stage.

Retreatments may be made as needed; however, do not exceed a total of 11 pounds of SAN845H Herbicide per treated acre during a growing season.

TANK MIX TREATMENTS

READ AND FOLLOW THE LABEL OF EACH TANK MIX PRODUCT USED FOR PRECAUTIONARY STATEMENTS, DIRECTIONS FOR USE, APPLICATION RATES AND OTHER RESTRICTIONS. SAN845H Herbicide may be tank mixed with one or more of the following herbicides for control of grasses, additional broadleaf weeds, and woody brush and vines.

Herbicide	Rates per treated acre (lbs.a.i.)
Pasture, rangeland, and non-cropland use:	
glyphosate (Roundup®)	3/4 to 3 3/4
metsulfuron methyl (Ally®)	0.0038 TO 0.011
paraquat (Gramoxone®)	1/2 to 1
picloram (Tordon®)	1/8 to 3
triclopyr (Garlon®)	3/4 to 9
2,4-D	1/4 to 6
Non-cropland use only:	
amitrole	2 to 8
atratol (Atratol®)	4 4/5 to 10
atrazine	4 4/5 to 10
bromacil (Hyvar®)	1 1/2 to 24
dalapon	4 1/4 to 12 3/4
diquat	1/2
diuron (Karmex®)	4 to 12
fosamine ammonium (Krenite®)	6 to 12
hexazinone (Velpar®)	2 to 12
MSMA	2
norflurazon (Solicam®)	2 to 4
prometon (Pramitol®)	10 to 60
simazine (Princep®)	4 4/5 to 10
sulfometuron methyl (Oust®)	0.14 to 0.56
tebuthiuron (Spike®)	1 to 16
2,4-DP (Weedone®)	1/2 to 11

Due to the variations that may occur in formulated products and specific use ingredients (e.g. water supplies), a COMPATIBILITY TEST as described on pages [redacted] is recommended prior to actual tank mixing.

CUT SURFACE TREE TREATMENTS

SAN845H Herbicide may be applied as a cut surface treatment for control of unwanted trees and prevention of sprouts of cut trees. A mix of 5 pounds SAN845H Herbicide with 2 to 3 gallons water should be used in application. Use the lower dilution when treating difficult-to-control species.

FRILL OR GIRDLE TREATMENTS: Make a continuous cut or a series of overlapping cuts using an axe to girdle tree trunk. Spray or paint cut surface with the SAN845H Herbicide/water mix.

STUMP TREATMENTS: Spray or paint freshly cut surface with the water mix. The area adjacent to the bark should be thoroughly wet.

Note: For more rapid foliar effects, 2,4-D may be added to the SAN845H Herbicide/water mix.

DORMANT APPLICATIONS FOR CONTROL OF MULTIFLORA ROSE

SAN845H Herbicide can be applied when plants are dormant as a LO-OIL BASAL BARK treatment using an oil-water emulsion solution.

LO-OIL BASAL BARK applications of SAN845H Herbicide should be applied to the basal stem region from the ground line up to a height of 12-18 inches. Spray until runoff, with special emphasis on covering the root crown. For best results, make application when plants are dormant. Do not make application after bud break or when plants are showing signs of active growth. Do not make application when snow or water prevents applying SAN845H Herbicide to the ground line. Refer to Mixing and Applications above in this section for method of preparing oil-in-water emulsion. Example for making approximately 2 gallons of a Lo-Oil spray solution mixture: combine 1 1/2 gallons water plus 1 ounce emulsifier plus 12 ounces SAN845H Herbicide plus 2 1/2 pints of No. 2 diesel fuel. Adjust amounts of materials used proportionately to the amount of final spray solution desired. Do not exceed 30 gallons of spray solution mix applied per acre per year.

BEST AVAILABLE COPY

CONSERVATION RESERVE PROGRAM (CRP) ACRE

SAN845H Herbicide is recommended for use on both newly seeded and established grasses grown in Conservation Reserve or Federal Set-Aside Programs.

Observe all precautions, mixing and application directions on pages _____.

SAN845H Herbicide treatment will injure or may kill alfalfa, clovers, lespedeza, wild winter peas, vetch, and other legumes.

Agriculturally approved surfactants may be added to the spray mixture to improve postemergence weed control, particularly in dry growing conditions.

Do not use adjuvants containing penetrants such as petroleum based oils after grass emergence on newly seeded grasses.

NEWLY SEEDED AREAS

SAN845H Herbicide may be applied either preplant or postemergence to newly seeded grasses or small grains such as barley, oats, rye, sudangrass, wheat, or other grain species grown as a cover crop. Postemergence applications may be made after seedling grasses exceed the 3 leaf stage. Rates of **SAN845H** Herbicide greater than 12 ounces per treated acre may severely injure newly seeded grasses. Preplant applications - injury to new seedlings may occur if intervals between application and grass planting is less than 45 days per 12 ounces of **SAN845H** Herbicide per treated acre West of the Mississippi River or 20 days per 12 ounces East of the Mississippi River.

ESTABLISHED GRASS STANDS

Established grass stands are perennial grasses planted one or more seasons prior to treatment. Certain species: bentgrass, carpetgrass, smooth brome, buffalograss or St. Augustine grass may be injured when treated with **SAN845H** Herbicide at rates exceeding 12 ounces per treated acre.

WEEDS CONTROLLED

SAN845H Herbicide, when applied at recommended rates, will control many annual and biennial weeds and provide control or suppression of many perennial weeds. (Refer to General Weed List on pages ___)

RATES AND TIMINGS

Application rates and timing of SAN845H Herbicide treatment are given below. Use the higher rate of the rate range when vegetation is either dense or tall, or when weeds are growing under stressed conditions such as drought or cool temperature.

Weed Type* & Stage	<u>Broadcast Rate Per Treated Acre</u> Amount of Formulated SAN845H Herbicide
Annuals	
-Small actively growing	3 - 12 ounces
-Established weed growth	12 ounces
Biennials**	
-Rosette diameter	
a) less than 3 inches	6 - 12 ounces
b) 3 inches or greater	12 - 22 ounces
c) bolting biennial	22 - 36 ounces
Perennials**	
Suppression/Control	22 - 44 ounces

*For best results, treat Biennial weeds with SAN845H Herbicide when they are in the rosette stage of growth. Retreatments may be made as needed; however, DO NOT EXCEED A TOTAL OF 44 OUNCES of SAN845H Herbicide per treated acre during a growing season.

TANK MIX TREATMENTS

To control grasses and additional broadleaf weeds, SAN845H Herbicide may be tank mixed with other herbicides registered for use in Conservation Reserve Programs such as 2,4-D, glyphosate (Roundup®), paraquat (Gramoxone®), metsulfuron (Ally®) and others.

READ AND FOLLOW THE LABEL OF EACH TANK MIX PRODUCT USED FOR PRECAUTIONARY STATEMENTS, DIRECTIONS FOR USE, APPLICATION RATES, AND OTHER RESTRICTIONS.

BEST AVAILABLE COPY

ASPARAGUS

**For Use Only in the States of California,
Oregon and Washington**

IMPORTANT

Observe all precautions on pages [redacted]. Read and follow mixing and application instructions on pages [redacted].

If spray contacts emerged spears, crooking (twisting) of some spears may result. If such crooking occurs, discard affected spears.

Do not harvest prior to 24 hours after treatment.

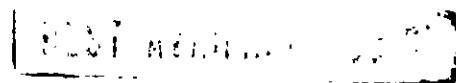
Multiple applications may be made per growing season. Do not exceed a total of 11 ounces of SAN 845H Herbicide per treated acre per crop year.

RATES AND TIMINGS

Apply SAN845H Herbicide to emerged and actively growing weeds in 40 to 60 gallons of diluted spray per treated acre immediately after cutting the field, but at least 24 hours before the next cutting.

Weeds	Rate Per Treated Acre
Mustard, Black Pigweed, Redroot (carelessweed) Sowthistle, Annual *Thistle, Canada Thistle, Russian	<u>6 - 11 ounces</u>
*Bindweed, Field Chickweed, Common Goosefoot, Nettleleaf Radish, Wild Thistle, Milk	<u>11 ounces</u>

SAN845H Herbicide may be applied in a tank mixture with either 2,4-D or Roundup Herbicide for improved control of noted (*) weeds. READ AND FOLLOW 2,4-D or Roundup Herbicide PRODUCT LABELING FOR PRECAUTIONARY STATEMENTS, DIRECTIONS FOR USE, APPLICATION RATES AND TIMINGS, AND OTHER RESTRICTIONS.



TURF AND LAWNS

Including Golf Course Fairways, Aprons, Tees and Rough.

IMPORTANT

Observe all precautions on page [REDACTED]. Read and follow mixing and application instructions on pages [REDACTED].

To avoid injury to newly seeded grasses, application of SAN845H Herbicide should be delayed until after the second mowing. Furthermore, application rates in excess of 12 ounces per treated acre may cause noticeable stunting or discoloration of sensitive grass species such as bentgrass, carpetgrass, buffalograss, and St. Augustine grass.

In areas where roots of sensitive plants extend, do not apply in excess of 3 ounces of SAN845H Herbicide per treated acre on coarse textured (sandy-type) soils, or in excess of 6 ounces per treated acre on fine textured (clayey-type) soils. Do not make repeat applications in these areas for 30 days and until previous applications of SAN845H Herbicide have been activated in the soil by rain or irrigation.

WEEDS CONTROLLED

SAN845H Herbicide, when applied at recommended rates, will give control of many ANNUAL, BIENNIAL, and noted (*) PERENNIAL broadleaf weeds commonly found in turf. SAN845H Herbicide will also give growth suppression of many other listed PERENNIAL broadleaf weeds and WOODY brush and vine species. (Refer to GENERAL WEED LIST on pages [REDACTED].)

MIXING AND APPLICATION

Apply 30 to 200 gallons of diluted spray per treated acre (3 qts. to 4 1/4 gals. per 1,000 sq. ft.), depending on density or height of weeds treated and on the type of equipment used.

BEST AVAILABLE COPY

RATES AND TIMINGS

Use the higher level of listed rate ranges when treating dense vegetative growth.

<u>SAN845H Herbicide</u>	
Weed Stage & Type	ounces per treated acre
Annual	
Small, actively growing	6 - 12
Established weed growth	12 - 18
Biennial	
Rosette diameter	
Less than 3 inches	6 - 12
3 inches or more	12 - 22
Perennials and Woody	
Brush and Vines	12 - 22

For best performance, apply when weeds are emerged and actively growing.


Retreatments may be made as needed; however, do not exceed a total of 22 ounces SAN845H Herbicide per treated acre during a growing season.

TANK MIX TREATMENTS

READ AND FOLLOW THE LABEL OF EACH TANK MIX PRODUCT USED FOR PRECAUTIONARY STATEMENTS, DIRECTIONS FOR USE, APPLICATION RATES AND TIMINGS AND OTHER RESTRICTIONS.

Tank mix treatments of SAN845H Herbicide may be made with 2,4-D, MCPA, MCPP, or bromoxynil for control of additional weeds listed on the tank mix product label.

Apply 3 - 6 ounces of SAN845H Herbicide per treated acre with 1/2 to 1 1/2 lbs. acid equivalent of 2,4-D, MCPA, or MCPP, or with 3/8 to 1/2 lb. a.i. of bromoxynil. Use the higher level of the listed rate ranges when treating established weeds. Repeat treatments may be made as needed; however, do not exceed 22 ounces of SAN845H Herbicide per treated acre during the growing season.



GRASS SEED CROPS

Grasses Grown for Seed such as Bermuda grass, Bluegrass,
Lawntype Fescue and Ryegrass

IMPORTANT

Observe all precautions on pages [REDACTED]. Read and follow mixing and application instructions on pages [REDACTED].

Refer to the PASTURE, RANGELAND, AND NON-CROPLAND IMPORTANT section (pages [REDACTED]) for possible grazing and feeding restrictions.

Do not use on bentgrass unless possible crop injury can be tolerated.

RATES AND TIMINGS

Apply 6 - 22 ounces of SAN845H Herbicide in 5 to 40 gallons of diluted spray per treated acre after weeds have emerged and are actively growing for control of broadleaf weeds such as:

Alfalfa	Cockle, White
*Bindweed, Field	Dock, Curly
Catchfly,	*Knapweed, Russian
Nightflowering	Knotweed
Chamomile, Corn	Sorrel, Red
Chickweed, Common	(Sheep Sorrel)
Chickweed, Mouseear	Starwort, Little
Clover	*Thistle, Canada

* Top growth only.

Use 6 ounces to 12 ounces of SAN845H Herbicide per treated acre on SEEDLING GRASS after the crop reaches the 3-5 leaf stage. Up to 22 ounces of SAN845H Herbicide per treated acre may be used on well-established PERENNIAL grass. DO NOT APPLY AFTER THE GRASS SEED CROP BEGINS TO JOINT.

BEST AVAILABLE COPY

Directions for Use

SAN 845H

For control of ANNUAL GRASS WEEDS such as:

Brome, Downy (Cheatgrass)
Brome, Ripgut
Fescue, Rattail

Apply 3 - 5 1/2 pounds of SAN845H Herbicide per treated acre in the fall or late summer after harvest and burning of established grass seed crops. Applications should be made immediately following the first irrigation when the soil is moist and before weeds have more than 2 leaves.

**PREPLANT DIRECTIONS FOR
BROADLEAF WEED CONTROL
BEFORE CORN, SORGHUM, SOYBEANS, COTTON and WHEAT**

IMPORTANT

Observe all precautions on pages [REDACTED]. Read and follow mixing and application instructions on pages [REDACTED].

WEEDS CONTROLLED

SAN845H Herbicide, when applied at the recommended rates, will control many ANNUAL and BIENNIAL broadleaf weeds. (Refer to General Weed List on pages [REDACTED] to [REDACTED]). In addition, **SAN845H** Herbicide will control the following PERENNIAL broadleaf weeds:

- | | |
|----------------------|------------------------|
| *Alfalfa | *Dogbane, Hemp |
| Artichoke, Jerusalem | **Garlic, Wild |
| Bindweed, Field | Horsenettle, Carolina |
| Bindweed, Hedge | Nightshade, Silverleaf |
| Blueweed, Texas | Redvine |
| *Bursage | Smartweed, Swamp |
| (Bur Ragweed) | *Sowthistle, Perennial |
| (Povertyweed) | **Thistle, Canada |
| (Lakeweed) | Trumpetcreeper |
| *Dandelion, Common | (Buckvine) |
| *Dock, Curly | |

Noted (*) perennials may be controlled using **SAN845H** Herbicide at rates lower than those recommended for other listed perennial weeds. (See RATES AND TIMINGS, pages [REDACTED].)

**SEE SPECIAL TANK MIX TREATMENTS, page [REDACTED], for specific control program.

BEST AVAILABLE COPY

RATES AND TIMINGS

Apply SAN845H Herbicide as a broadcast or spot treatment to emerged and actively growing weeds after crop harvest and before a killing frost. Agriculturally approved spray additives, such as surfactants or oils, may be used to enhance spray coverage and the herbicide's penetration of weed foliage. See ROTATIONAL CROPS for recommended interval between application and planting to prevent crop injury.


For best performance, make application when ANNUAL weeds are less than 6 inches tall, when BIENNIAL weeds are in the rosette stage, and to PERENNIAL weed regrowth in late summer or fall following a mowing or tillage treatment. Most effective control of upright perennial broadleaf weeds, such as Canada thistle and Jerusalem artichoke, occurs if application is made when the majority of weeds are 8 inches or taller. Viney perennial broadleaf weeds, such as field bindweed and hedge bindweed, are best controlled when weeds are in or beyond the full bloom stage.

Avoid disturbing treated areas for at least 7 days following application. Treatments may not kill weeds which develop from seed or underground plant parts, such as rhizomes or bulblets, after the effective period for SAN845H Herbicide. For seedling control, a follow-up program or other cultural practices could be instituted (refer to pages [] to [], for small grain in-crop uses of SAN845H Herbicide.

SAN845H HERBICIDE per treated acre

Weed Stage & Type	amount product
Annual	6 - 12 ounces
Biennial	12 - 24 ounces
Perennial	
Perennial suppression	12 - 24 ounces
Noted (*) perennials	24 - 44 ounces
Other perennials	44 ounces

Retreatments may be made as needed; however, do not exceed a total of 44 ounces of SAN845H Herbicide per treated acre during any given fallow period.



TANK MIX TREATMENTS

SAN845H Herbicide may be tank mixed with one or more of the following herbicides for control of grasses or additional broadleaf weeds. Read and follow the label of each tank mix product used for precautionary statements, directions for use, rates and timings, weeds controlled and geographic or other restrictions.

Herbicide	Rate per treated acre (lbs. a.i.)
ANNUAL WEED CONTROL	
atrazine	1/2 to 3
chlorsulfuron*(Glean®)	0.016 to 0.024 (1/3-1/2 wt.oz.product)
cyanazine (Bladex®)	1 3/5 to 3 1/5
glyphosate (Roundup®)	1/4 to 1/2
metribuzin (Sencor®, Lexone®)	1/3 to 3/4
paraquat	1/2 to 1
2,4-D	1/4 to 1/2
BIENNIAL OR PERENNIAL WEED CONTROL,	
glyphosate	1 to 2
2,4-D	1 to 2
picloram (Tordon®)	1/8 - 1/4

* When making tank mix applications with Glean, add a surfactant of at least 80% active ingredient at the rate of 1-2 quarts/100 gallons of spray or not more than 1/4-1/2% by volume. Use the highest rate of surfactant when using the lower rate ranges of the tank mix and/or when treating more mature weeds or dense vegetative growth.

SPECIAL TANK MIX TREATMENTS

For suppression of perennial weeds, apply 6 - 12 ounces of SAN845H Herbicide with 0.25-0.50 lb. a.i. Roundup herbicide per treated acre.

For wild garlic control, apply 12 ounces SAN845H Herbicide with 1 1/2 lbs. acid equivalent 2,4-D low volatile ester per treated acre. Apply when wild garlic is 4 to 8 inches tall.

For Canada thistle control, use SAN845H Herbicide or SAN845H Herbicide plus Roundup Herbicide tank mix treatments.

Application may be made during fallow periods for control of volunteer barley, bulbous bluegrass, downy brome, jointed goatgrass, common rye and volunteer wheat when they are actively growing. Use 12 ounces SAN845H Herbicide with 1/2-3/4 lb. Kerb 50W. Fall seeded wheat may be planted 9 months or more after application. For best performance, make application between mid-October and mid-December, prior to soil freeze up.

During fallow periods, apply SAN845H Herbicide plus Landmaster Herbicide to give improved control of kochia, wild buckwheat, prickly lettuce, field bindweed and Canada thistle. Use 3 - 6 ounces of SAN845H Herbicide plus 40-54 fluid ounces of Landmaster Herbicide for annual weed control or 6 - 12 ounces of SAN845H Herbicide plus 40-54 fluid ounces of Landmaster Herbicide for perennial weed suppression.

CROP RESTRICTIONS

The following recommendations are based on SAN845H Herbicide use rates up to 44 ounces per treated acre.

CORN and SORGHUM may be planted in the spring following applications made during the previous year.

SOYBEANS or COTTON may be planted in the spring following applications made during the previous year. If less than 1 inch of rainfall occurs between application and first killing frost, treated areas should be cultivated to allow herbicide to come in contact with moist soil. Cultivation may take place before or immediately after ground thaw.

Soybean or COTTON injury may occur if the interval between application and planting is less than specified. In areas with greater than 30 inches of rainfall, delay planting for 30 days per 12 ounces of SAN845H Herbicide per treated acre. In areas with less than 30 inches of rainfall, delay planting for 45 days per 12 ounces of SAN845H Herbicide per treated acre. Exclude days when ground is frozen.

Do not use treated cotton forage as a livestock feed item.

WHEAT may be planted in the fall or spring following applications. Also, spot applications may be made any time prior to crop emergence if crop injury can be tolerated in treated areas. Wheat injury may occur if the interval between application and planting is less than the following specifications:

East of the Mississippi River, the interval is 20 days per 12 ounces of SAN845H Herbicide per treated acre. Exclude days when ground is frozen.

West of the Mississippi River, the interval is 45 days per 12 ounces of SAN845H Herbicide per treated acre. Exclude days when ground is frozen.

Following a normal harvest of corn, sorghum, soybeans, or wheat, any rotational crop may be planted. If the interval before harvest is shortened, such as when cover crops will be plowed under, do not follow up with the planting of a sensitive crop.

BEST AVAILABLE COPY

CONTROL OF PERENNIAL BROADLEAF WEEDS IN CROPLAND

(SPOT APPLICATION ONLY)

For Use Only in the States of Idaho,
Montana, Nevada, Oregon, Utah,
and Washington.

IMPORTANT

Observe all precautions on pages [redacted]. Read and follow mixing and application instructions on pages [redacted].

Do not treat subirrigated cropland or areas where the soil remains saturated with water throughout the year.

Make only one application of SAN845H Herbicide per year.

WEEDS CONTROLLED

SAN845H Herbicide, when applied at recommended rates, will control many broadleaf weeds including:

- | | |
|---------------------------------|-------------------|
| Bindweed, Field | Knapweed, Russian |
| Dock, Broadleaf
(Bitterdock) | Ragwort, Tansy |
| Dock, Curly | Spurge, Leafy |
| Knapweed, Black | Thistle, Canada |

RATES AND TIMINGS


SAN845H Herbicide may be applied at any time following a crop harvest to stubble fallow or other cropland. Application should be made when weeds are actively growing and prior to a killing frost.

Apply 5 - 8 pounds of SAN845H Herbicide per treated acre. Application may be made up to one month prior to the planting of wheat.

Note: Do not use unless injury to wheat or rotated barley will be acceptable.

Barley, oats, corn, sorghum (milo), annual or perennial grass crops may be planted into treated areas one year after application. Crops grown for seed (other than perennial grass seed) should not be planted into treated areas until three years after application. Do not plant broadleaf crops such as alfalfa, beans, peas, potatoes, or sugarbeets into treated areas until two years after application.

In most cases, treatments will not kill perennial weed seedlings which germinate from seed one or two years after treatment. Once the effect of the chemical has been lost, a follow-up program for seedling control or other cultural practices should be instituted.



PRECAUTIONARY STATEMENTS**HAZARDS TO HUMANS AND DOMESTIC ANIMALS****WARNING**

Causes eye irritation. Do not get in eyes, on skin, or on clothing. Harmful if swallowed. Avoid breathing spray mist. Wash thoroughly after handling. In case of contact, wash skin with soap and water; for eyes, flush with water for 15 minutes and get medical attention.

Personal Protective Equipment:

Applicators and other handlers must wear:

- Long-sleeved shirt and long pants
- Waterproof gloves
- Shoes plus socks
- Protective eyewear

Discard clothing and other absorbent materials that have been drenched or heavily contaminated with this product's concentrate. Do not reuse them. Follow manufacturer's instructions for cleaning/maintaining PPE. If no such instructions for washables, use detergent and hot water. Keep and wash PPE separately from other laundry.

Engineering controls statements:

When handlers use closed systems, enclosed cabs, or aircraft in a manner that meets the requirements listed in the Worker Protection Standard (WPS) for agricultural pesticides [40 CFR 170.240 (d) (4-6)], the handler PPE requirements may be reduced or modified as specified in the WPS.

User Safety Recommendations:

Users should:

- Wash hands before eating, drinking, chewing gum, using tobacco or using the toilet.
- Remove clothing immediately if pesticide gets inside. Then wash thoroughly and put on clean clothing.
- Remove PPE immediately after handling this product. Wash the outside of gloves before removing. As soon as possible, wash thoroughly and change into clean clothing.

ENVIRONMENTAL HAZARDS

For terrestrial uses, do not apply directly to water, or to areas where surface water is present or to intertidal areas below the mean high water mark. Do not contaminate water when disposing of equipment washwaters.

Apply this product only as directed.

STORAGE AND DISPOSAL

PROHIBITIONS

Do not contaminate water, food or feed by storage or disposal.

STORAGE

Store in original container in a well-ventilated area separately from fertilizer, feed and foodstuffs. Avoid cross-contamination with other pesticides. Spillage or leakage should be contained and absorbed with clay granules, sawdust, or equivalent material for disposal.

PESTICIDE DISPOSAL

Triple rinse pesticide from containers and use rinsates in the pesticide application. Wastes which cannot be used according to label instructions may be disposed of on site or at an approved waste disposal facility.

CONTAINER DISPOSAL

Plastic or Metal: After triple rinsing (or equivalent), offer for recycling or reconditioning, or puncture and dispose of in a sanitary landfill, or by other procedures approved by state and local authorities, such as burning of plastic containers. If burned, stay out of smoke.

60 of 61

LIMITATION OF WARRANTY AND LIMITATION OF LIABILITY

NOTICE: Read this Limitation of Warranty and Limitation of Liability before buying or using this product. If the terms are not acceptable, return the product at once, unopened, and the purchase price will be refunded. It is impossible to eliminate all risks inherently associated with the use of this product. Crop injury, ineffectiveness, or other unintended consequences may result because of such factors as weather conditions, presence of other materials, or the manner of use or application, all of which are beyond the control of Sandoz or seller. All such risks shall be assumed by buyer or user. Sandoz warrants that this product conforms to the chemical description on the label and is reasonably fit for the purposes stated in the Directions for Use, under normal use conditions, subject to the risks described above. Sandoz makes no other express or implied warranty of fitness or of merchantability or any other express or implied warranty. In no event shall Sandoz or seller be liable for any incidental, consequential or special damages resulting from the use or handling of this product. The exclusive remedy of the user or buyer, and the exclusive liability of Sandoz or seller for any and all claims, losses, injuries or damages (including claims based on breach of warranty, contract, negligence, tort, strict liability or otherwise) resulting from the use or handling of this product, shall be the return of the purchase price of the product or, at the election of Sandoz or seller, the replacement of the product. Sandoz and seller offer this product, and buyer and user accept it, subject to the foregoing limitations of warranty and limitation of liability, which may not be modified by any oral or written agreement.

REGISTERED TRADEMARKS

SAN845H® is a registered trademark of Sandoz Ltd.
SANDOZ CROP PROTECTION CORP. 1987

Prowl® is a registered trademark of American Cyanamid Company.
Atratro®l®, Amber®, Beacon®, Bicep®, Concep®, Dual®, Evik®,
Pramitol®, and Princep® are registered trademarks of Ciba
Corporation, Agricultural Division.

Curtail®, Dowpon®, Garlon®, Spike®, Stinger® and Tordon® are
registered trademarks of DowElanco Chemical Company.

Accent®, Ally®, Bladex®, Extrazine®, Express®, Finesse®, Glean®,
Harmony®, Hyvar®, Karmex®, Krenite®, Lexone®, Oust®, and Velpar® are
registered trademarks of E. I. duPont de Nemours & Co., Inc.

Sencor® is a registered trademark of Mobay Chemical Corporation.

Bronco®, Bullet®, Landmaster®, Lariat®, Lasso®, Ramrod®, Roundup®
and Screen® are registered trademarks of Monsanto Agricultural
Products Company.

Asulox®, Buctril®, and Weedone® are registered trademarks of
Rhone-Poulenc Chemical Company.

Eradicane®, Gramoxone® and Sutan+® are registered trademarks of
ICI Americas Inc.

Banvel® Herbicide, Marksman® Herbicide, Clarity® Herbicide and
Solicam® are registered trademarks of Sandoz Ltd.