

UNITED STATES ENVIRONMENTAL PROTECTION AGENCY

Mr. Jonathan E. Bryant, Ph.D.
Sandoz Agro, Inc.
1300 East Touhy Avenue
Des Plaines, Illinois 60018

JUL 24 1995

Subject: Banvel and Banvel SGF Herbicides
EPA Reg. No. 55947-1 and 55947-28
RE: Label amendment.
Your submissions dated May 19, and 18, 1995.

Dear Mr. Bryant:

The above mentioned amendments submitted in connection with registration under FIFRA has been reviewed and are acceptable. However, please refer to the following comment:

1. In reference to Banvel Herbicide (55947-1); on page 37 under "Asparagus" add the statement "For Use Only in the States of California, Oregon and Washington."

A stamped copy is enclosed for your records.

Sincerely,

KPA

Robert J. Taylor
Product Manager (25)
Fungicide-Herbicide Branch
Registration Division (7505C)

19853

CONCURRENCES

SYMBOL	7505C						
SURNAME	HICKS						
DATE	7-24-95						

2 7 53

BANVEL® Herbicide

FOR WEED CONTROL IN CORN, SORGHUM, SMALL GRAINS, PASTURE, HAY RANGELAND, GENERAL FARMSTEAD (Non-Cropland), FALLOW, SUGARCANE, ASPARAGUS, TURF AND GRASS SEED CROPS.

Active Ingredient:

Dimethylamine salt of dicamba (3,6-dichloro-*o*-anisic acid) * .. 48.2%

Inert Ingredients: 51.8%

TOTAL 100.0%

*This product contains 40.0% 3,6-dichloro-*o*-anisic acid (dicamba) or 4 pounds per gallon (480 g/L)

KEEP OUT OF REACH OF CHILDREN

WARNING	AVISO
<p>Si usted no entiende la etiqueta, busque a alguien para que se la explique a usted en detalle. (If you do not understand the label, find someone to explain it to you in detail.)</p>	

See side panel for additional precautionary statements

EPA Reg. No. 55947-1
Net Contents: _____

EPA Est. No. 55947-TX-1
Sandoz Agro, Inc.
Des Plaines, IL 60018

ACCEPTED
with COMMENTS
in EPA Letter Dated:

MAY 24 1995

Under the Federal Insecticide, Fungicide, and Rodenticide Act as amended, this product is registered under EPA Reg. No. 55947-1

2

3 9 53

PRECAUTIONARY STATEMENTS
HAZARDS TO HUMANS AND DOMESTIC ANIMALS

WARNING AVISO

Causes eye irritation. Do not get in eyes, on skin, or on clothing. Harmful if swallowed. Avoid breathing spray mist. Wash thoroughly after handling. In case of contact, wash skin with soap and water; for eyes, flush with water for 15 minutes and get medical attention.

Personal Protective Equipment:

Applicators and other handlers must wear:

- o Long-sleeved shirt and long pants
- o Waterproof gloves
- o Shoes plus socks
- o Protective eyewear

Discard clothing and other absorbent materials that have been drenched or heavily contaminated with this product's concentrate. Do not reuse them. Follow manufacturer's instructions for cleaning/maintaining PPE. If no such instructions for washables, use detergent and hot water. Keep and wash PPE separately from other laundry.

Engineering controls statements:

When handlers use closed systems, enclosed cabs, or aircraft in a manner that meets the requirements listed in the Worker Protection Standard (WPS) for agricultural pesticides [40 CFR 170.240 (d) (4-6)], the handler PPE requirements may be reduced or modified as specified in the WPS.

User Safety Recommendations:

Users should:

- o Wash hands before eating, drinking, chewing gum, using tobacco or using the toilet.
- o Remove clothing immediately if pesticide gets inside. Then wash thoroughly and put on clean clothing.
- o Remove PPE immediately after handling this product. Wash the outside of gloves before removing. As soon as possible, wash thoroughly and change into clean clothing.

4 9 53

ENVIRONMENTAL HAZARDS

For terrestrial uses, do not apply directly to water, or to areas where surface water is present or to intertidal areas below the mean high water mark. Do not contaminate water when disposing of equipment washwaters.

Apply this product only as directed on label.

DIRECTIONS FOR USE

It is a violation of Federal Law to use this product in a manner inconsistent with its labeling.

For any requirements specific to your State or Tribe, consult the agency responsible for pesticide regulation. Do not apply this product in a way that will contact workers or other persons, either directly or through drift. Only protected handlers may be in the area during application.

AGRICULTURAL USE REQUIREMENTS

Use this product only in accordance with its labeling and with the Worker Protection Standard, 40 CFR part 170. This Standard contains requirements for the protection of agricultural workers on farms, forests, nurseries, and greenhouses, and handlers of agricultural pesticides. It contains requirements for training, decontamination, notification, and emergency assistance. It also contains specific instructions and exceptions pertaining to the statements on this label about personal protective equipment (PPE), and restricted-entry interval. The requirements in this box only apply to uses of this product that are covered by the Worker Protection Standard.

Do not enter or allow worker entry into treated areas during the restricted entry interval (REI) of 24 hours.

PPE required for early entry to treated areas that is permitted under the Worker Protection Standard and that involves contact with anything that has been treated, such as plants, soil, or water is:

- o Coveralls
- o Waterproof gloves
- o Shoes plus socks
- o Protective eyewear

4

5953

Before applying **BANVEL®** Herbicide, read all directions and precautions appearing on the container label and in this booklet. Failure to follow all directions and precautions may result in unsatisfactory weed control, crop injury, or illegal residues.

GENERAL INFORMATION


The following directions apply to all uses of **BANVEL** Herbicide. Additional precautions and restrictions will be found in each specific use section.

Do not treat irrigation ditches or water used for crop irrigation or domestic uses.

Do not apply this product through any type of irrigation system.

MIXING AND APPLICATION

UNLESS OTHERWISE SPECIFIED UNDER THE INDIVIDUAL USE HEADINGS OF THIS BOOKLET, THE FOLLOWING DIRECTIONS APPLY TO ALL CROP AND NON-CROP USES OF **BANVEL** HERBICIDE. REFER TO INDIVIDUAL USE SECTIONS FOR ADDITIONAL PRECAUTIONS, RESTRICTIONS, APPLICATION RATES AND TIMINGS.

BANVEL Herbicide is a water-soluble formulation that can be applied using water or sprayable fluid fertilizer as the carrier. If a fluid fertilizer is to be used, a compatibility test (see **COMPATIBILITY TEST** on page ) should be made prior to tank mixing.

Ground or aerial application equipment which will give good spray coverage of weed foliage should be used. **HOWEVER, DO NOT USE AERIAL APPLICATION EQUIPMENT IF SPRAY PARTICLES CAN BE CARRIED BY WIND INTO AREAS WHERE SENSITIVE CROPS OR PLANTS ARE GROWING OR WHEN TEMPERATURE INVERSIONS EXIST.**

Apply 3 to 50 gallons of oil diluted spray per treated acre when using ground application equipment, or 1 to 10 gallons of oil diluted spray per treated acre (2 to 20 gallons of diluted spray per acre for preharvest uses) in a water-based carrier when using aerial application equipment. Use the higher level of the listed spray volumes when treating dense or tall vegetation. Use coarse sprays.

5

6753

Select nozzles designed to produce minimal amounts of fine spray particles. Spray with nozzles as close to the weeds as is practical for good weed coverage.

To avoid uneven spray coverage, BANVEL Herbicide should not be applied during periods of gusty wind or when wind is in excess of 15 mph.

Avoid disturbing (e.g. cultivating or mowing) treated areas for at least 7 days following application.

SENSITIVE CROP PRECAUTIONS

BANVEL Herbicide may cause injury to desirable trees and plants, particularly beans, cotton, flowers, fruit trees, grapes, ornamentals, peas, potatoes, soybeans, sunflowers, tobacco, tomatoes and other broadleaf plants when contacting their roots, stems or foliage. These plants are most sensitive to BANVEL Herbicide during their development or growing stage. FOLLOW THE PRECAUTIONS LISTED BELOW WHEN USING BANVEL HERBICIDE.

- o Do not treat areas where either possible downward movement into the soil or surface washing may cause contact of BANVEL Herbicide with the roots of desirable plants such as trees and shrubs.
- o Avoid making applications when spray particles may be carried by air currents to areas where sensitive crops and plants are growing, or when temperature inversions exist. Do not spray near sensitive plants if wind is gusty or in excess of 5 mph and moving in the direction of adjacent sensitive crops. Leave an adequate buffer zone between area to be treated and sensitive plants. Coarse sprays are less likely to drift out of the target area than fine sprays.
- o Use coarse sprays to avoid potential herbicide drift. Select nozzles which are designed to produce minimal amounts of fine spray particles. Examples of nozzles designed to produce coarse sprays via ground applications are Delavan Raindrops, Spraying Systems XR flat fans or large capacity flood nozzles such as D10, TK10 or greater capacity tips. Keep the spray pressure at or below 20 psi and the spray volume at or above 20 gpa, unless otherwise required by the manufacturer of drift-reducing nozzles. Consult with your spray nozzle supplier concerning the choice of drift reducing nozzles.
- o Agriculturally approved drift-reducing additives may be used.

6

7 9 53

- o Do not apply BANVEL Herbicide adjacent to sensitive crops when the temperature on the day of application is expected to exceed 85° F as drift is more likely to occur.
- o To avoid injury to desirable plants, equipment used to apply BANVEL Herbicide should be thoroughly cleaned (see PROCEDURE FOR CLEANING SPRAY EQUIPMENT on page [redacted] before reusing to apply any other chemicals.

All crop uses of BANVEL Herbicide are intended for a normal growing interval between planting and harvest. No crop rotation restrictions exist if normal harvest of treated crop has occurred. If this interval is shortened, such as in cover crops that will be plowed under, do not follow up with the planting of a sensitive crop.

Crops growing under stress conditions such as drought, poor fertility, or foliar damage due to hail, wind or insects, can exhibit various injury symptoms that may be more pronounced if herbicides are applied.

Consult your local or state authorities for possible application restrictions and advice concerning these and other special local use situations. Tank mix recommendations are for use only in states where the tank mix product and application site are registered.

BAND TREATMENTS

BANVEL Herbicide may be applied as a band treatment. Use the formulas below to determine the appropriate rate and volume per treated acre.

$$\begin{array}{l}
 \text{Band width} \\
 \text{in inches} \\
 \text{Row width} \\
 \text{in inches}
 \end{array}
 \times
 \begin{array}{l}
 \text{Broadcast} \\
 \text{RATE} \\
 \text{treated acre}
 \end{array}
 =
 \begin{array}{l}
 \text{Band RATE} \\
 \text{per treated acre}
 \end{array}$$

$$\begin{array}{l}
 \text{Band width} \\
 \text{in inches} \\
 \text{Row width} \\
 \text{in inches}
 \end{array}
 \times
 \begin{array}{l}
 \text{Broadcast} \\
 \text{VOLUME} \\
 \text{per treated acre}
 \end{array}
 =
 \begin{array}{l}
 \text{Band VOLUME} \\
 \text{per treated acre}
 \end{array}$$

8 7 53

COMPATIBILITY TEST

Before mixing in the spray tank, it is advisable to test compatibility by mixing all components in a small container in proportionate quantities (see following table).

Amount of Herbicide to Add to One Pint
of Spray Carrier
(Assuming Volume is 25 Gallons per Acre)

HERBICIDE FORMULATIONS	RATE PER ACRE	LEVEL TEASPOONS
Dry	1 lb.	1 1/2
Liquid	1 pt.	1/2

If herbicide(s) do not ball-up or form flakes, sludge, gels, oily films or layers, or other precipitates, then the tested spray mix is compatible. Usually, incompatibility in any of the above described forms will occur within 5 minutes after mixing.

If components are incompatible, the use of a compatibility agent is recommended. Rerun the above COMPATIBILITY TEST with a suitable compatibility agent (1/4 teaspoon is equivalent to 2 pints per 100 gallons of fluid fertilizer).

PROCEDURE FOR CLEANING SPRAY EQUIPMENT

The steps listed below are suggested for thorough cleaning of spray equipment following applications of BANVEL Herbicide or tank mixes of BANVEL Herbicide or tank mixes of BANVEL Herbicide plus 2,4-D amine.

- 1) Hose down thoroughly the inside as well as outside surfaces of equipment while filling the spray tank half full of water. Flush by operating sprayer until the system is purged of the rinse water.
- 2) Fill tank with water while adding 1 quart of household ammonia for every 25 gallons of water. Operate the pump to circulate the ammonia solution through the sprayer system for 15 to 20 minutes and discharge a small amount of the ammonia solution through the boom and nozzles. Let the solution stand for several hours, preferably overnight.
- 3) Flush the solution out of the spray tank through the boom.
- 4) Remove the nozzles and screens and flush the system with two full tanks of water.

8

9 8 53

The steps listed below are suggested for thorough cleaning of spray equipment used to apply BANVEL Herbicide as a tank mix with wettable powders (WP) emulsifiable concentrates (EC), or other types of water-dispersible formulations. BANVEL Herbicide tank mixes with water-dispersible formulations require the use of a water/detergent rinse.

- 5) Complete step 1.
- 6) Fill tank with water while adding 2 lbs. of detergent for every 40 gallons of water. Operate the pump to circulate the detergent solution through the sprayer system for 5 to 10 minutes and discharge a small amount of the solution through the boom and nozzles. Let the solution stand for several hours, preferably overnight.
- 7) Flush the detergent solution out of the spray tank through the boom.
- 8) Repeat step 1, and follow with steps 2, 3, and 4.

GENERAL WEED LIST

This is a general list of weeds which may be treated with BANVEL Herbicide in accordance with this label as recommended under the rates and timing sections of the Individual Use Headings. Proper usage of this product will give control or growth suppression of many ANNUAL, BIENNIAL, and PERENNIAL broadleaf weeds, and many WOODY brush and vine species including:

ANNUALS

Amaranth, Spiny (Spiny Pigweed)
Aster, Slender
Bedstraw
Beggarweed, Florida
Broomweed, Common
Buckwheat, Wild
Buffalobur
Burclover, California
Burdock
Buttercup, Roughseed
Carpetweed
Catchfly, Nightflowering
Chamomile, Corn

9

10 7 53

Chickweed, Common
Clovers (Annual)
Cockle, Corn
Cockle, Cow
Cocklebur, Common
Croton, Tropic
Croton, Woolly
Daisy, English
Evening primrose, Cutleaf
Fleabane, Annual
Goosefoot, Nettleleaf
Henbit
Jimsonweed
Knotweed
Kochia
Ladysthumb
Lambsquarters, Common
Lambsquarters
(triazine resistant)
Lettuce, Prickly
Mallow, Common
Mallow, Venice
Mayweed
Morningglory, Ivyleaf
Morningglory, Tall
Mustard, Tansy
Mustard, Wild
Mustard (Yellowtops)
Nightshade, Black
Pennycress, Field
(Fanweed, Frenchweed,
Stinkweed)
Pepperweed, Virginia
(Peppergrass)
Pigweed, Prostrate
Pigweed, Redroot
(Carelessweed)
Pigweed, Rough
Pigweed, Smooth
Pigweed (triazine resistant)
Pigweed, Tumble
Poorjoe
Puncturevine

11 9 53

- Purslane, Common
- Pusley, Florida
- Radish, Wild
- Ragweed, Common
- Ragweed, Giant (Buffaloweed)
- Ragweed Lance-Leaf
- Rubberweed, Bitter (Bitterweed)
- Sesbania, Hemp
- Shepherdspurse
- Sicklepod
- Sida, Prickly (Teaweed)
- Smartweed, Green
- Smartweed, Pennsylvania
- Sneezeweed, Bitter
- Sowthistle, Annual
- Sowthistle, Spiny
- Spikeweed, Common
- Spurge, Prostrate
- Spurry, Corn
- Starbur, Bristly
- Sumpweed, Rough
- Sunflower, Common (Wild)
- Sunflower, volunteer
- Thistle, Russian
- Velvetleaf
- Waterhemp
- Waterprimrose, Winged
- Wormwood, Annual

BIENNIALS

- Burdock, Common
- Carrot, Wild
(Queen Anne's Lace)
- Cockle, White
- Evening primrose, Common
- Geranium, Carolina
- Gromwell
- Knapweed, Diffuse
- Knapweed, Spotted
- Mallow, Dwarf
- Plantain, Bracted
- Ragwort, Tansy
- Starthistle, Yellow

11

12 9 53









Sweetclover
Teasel
Thistle, Bull
Thistle, Milk
Thistle, Musk
Thistle, Plumeless

PERENNIALS

*Alfalfa
Artichoke, Jerusalem
Aster, Spiny
Waster, Whiteheath
Beadstraw, Smooth
Bindweed, Field
Bindweed, Hedge
Blueweed, Texas
*Bursage (Bur Ragweed)
 (Lakeweed)
 (Povertyweed)
Bursage, Woollyleaf
 (Lakeweed)
Buttercup, tall
Campion, Bladder
Chickweed, Field
Chickweed, Mouseear
 Canada
Chicory
*Clover, Hop
*Dandelion, Common
*Dock Broadleaf(Bitterdock)
*Dock, Curly
Dogbane, Hemp
*Dogfennel (Cypressweed)
Fern, Bracken
Garlic, Wild
Goldenrod, Canada
Goldenrod, Missouri
Goldenweed, Common
Hawkweed
Horsenettle, Carolina
Ironweed
Knapweed, Black
Knapweed, Russian

15

- Mare's Tail (Horseweed)
- Milkweed, Climbing
- Milkweed, Common
- Milkweed, Honeyvine
- Milkweed, Western Whorled
- Nettle, Stinging
- Nightshade, Silverleaf
(White Horsesettle)
- Onion, Wild
- *Plantain, Broadleaf
- Plantain, Buckhorn
- Pokeweed
- Ragweed, Western
- Redvine
- Sericia Lespedeza
- Smartweed, Swamp
- Snakeweed, Broom
- *Sorrel, Red (Sheep Sorrel)
- Sowthistle
- Sowthistle, Perennial
- Spurge, Leafy
- Sundrop, Halfshrub
(Eveningprimrose)
- Thistle, Canada
- Toadflex, Dalmatian
- Tropical Soda Apple
- Trumpet creeper (Buckvine)
- Vetch
- Waterhemlock
- Waterprimrose, creeping
- *Woodsorrel, Creeping
Common Yellow
- Wormwood, Common
- Wormwood, Louisiana
- *Yankeeweed
- Yarrow, Common

* Noted perennials may be controlled using BANVEL Herbicide at rate lower than those recommended for other listed perennial weeds. (See application rates and timing on pages        and .

WOODY

- Alder
- Ash
- Aspen
- Basswood
- Beech
- Birch
- *Blackberry
- *Blackgum
- *Cedar
- Cherry
- Chinquapin
- Cottonwood
- *Creosotebush
- Cucumbertree
- *Dewberry
- *Dogwood
- Elm
- Grape
- *Hawthorn (Thornapple)
- Hemlock
- Hickory
- Honeylocust
- Honeysuckle
- Hornbeam
- Huckleberry
- Huisache
- Ivy, Poison

- Kudzu
- Locust, Black
- Maple
- Mesquite
- Oak
- Oak, Poison
- Olive, Russian
- Persimmon, Eastern
- Pine
- *Plum, Sand (Wild Plum)
- Poplar
- Rabbitbrush
- *Redcedar, Eastern
- *Rose, McCartney
- *Rose, Multiflora
- Sagebrush, Fringe
- Sassafras
- Serviceberry
- Spicebush
- Spruce
- Sumac
- *Sweetgum
- Sycamore
- Tarbush
- Willow
- Witchhazel
- *Yaupon
- *Yucca

*Growth Suppression

FIELD, SEED*, POPCORN* AND SILAGE CORN

Observe all precautions, mixing and application instructions on pages  as well as the following:

- * Do not apply BANVEL Herbicide to seed corn or popcorn without first verifying with your local seed corn company (supplier) the Banvel selectivity on your inbred line or variety of popcorn. This precaution will help avoid potential injury of sensitive varieties.

BANVEL Herbicide is not registered for use on sweet corn.

Direct contact of BANVEL Herbicide with corn seed must be avoided. If corn seeds are less than 1 1/2 inches below the surface, delay application until corn has emerged.

Up to 2 applications of BANVEL Herbicide may be made during a growing season. Do not exceed a total of 1 1/2 pints of BANVEL Herbicide per treated acre per crop year. Allow two weeks or more between applications of BANVEL Herbicide. See appropriate section for rate information. For combinations options or sequential treatments, refer to appropriate section.

Applications of BANVEL Herbicide to corn during periods of rapid growth may result in temporary leaning. Corn will usually become erect within 3 to 7 days. Cultivation should be delayed until after corn is growing normally to avoid breakage.

Agriculturally approved surfactants or sprayable fertilizers (1/2-1 gallon per acre of 28%, 30%, 32% urea ammonium nitrate or 2.5 pounds per acre spray grade ammonium sulfate) may be added to the spray mixture to improve postemergence weed control, particularly in dry growing conditions.

Do not use adjuvants containing penetrants such as petroleum based oils after crop emergence or crop injury may result.

Corn may be harvested or grazed for feed once the crop has reached the ensilage (milk) stage or later in maturity.

Several synthetic pyrethroid insecticides are labeled for tankmix applications of BANVEL. Refer to their label for specific recommendations.

WEEDS CONTROLLED

BANVEL Herbicide will control many ANNUAL broadleaf weeds or give growth suppression of many PERENNIAL broadleaf weeds commonly found in corn. (Refer to the GENERAL WEED LIST on pages ~~15-17~~)

For best performance, make application when weeds have emerged and are actively growing.

Preemergence control of cocklebur, velvetleaf, and jimsonweed may be reduced if conditions such as low temperature or lack of soil moisture cause delayed or deep germination of weeds.

* Not for Use in California

16 9 53

PREPLANT/ PREEMERGENCE IN NO-TILLAGE CORN

Applications of BANVEL Herbicide may be made before, during, or after planting to emerged and actively growing broadleaf weeds. Apply BANVEL Herbicide at 1 pint per treated acre on medium or fine textured soils containing 2% or greater organic matter. Use 1/2 pint per treated acre on coarse textured soils (sand, sandy loam, and loamy sand) or medium and fine textured soils with less than 2% organic matter.

When planting into a legume sod (e.g., alfalfa or clover), apply BANVEL Herbicide after 4-6 inches of regrowth has occurred.

PREEMERGENCE IN CONVENTIONAL OR REDUCED TILLAGE CORN

BANVEL Herbicide may be applied after planting and prior to corn emergence. Application at 1 pint per treated acre may be made to medium or fine textured soils which contain 2% or greater organic matter. DO NOT apply to coarse textured soils (sand, sandy loam, and loamy sand) until after crop emergence (see Early Postemergence uses below).

Preemergence application of BANVEL Herbicide does not require mechanical incorporation to become active. A shallow mechanical incorporation is recommended if application is not followed by adequate rainfall or sprinkler irrigation. Avoid tillage equipment (e.g., drags, harrows) which concentrate treated soil over seed furrow.

**EARLY POSTEMERGENCE
(ALL TILLAGE SYSTEMS)
(Spike through 8 inch tall corn)**

BANVEL Herbicide at 1 pint per treated acre may be applied during the period from corn emergence through the five leaf stage or 8 inches tall, whichever comes first. Reduce the rate to 1/2 pint per treated acre if corn is growing on coarse textured soils (sand, sandy loam, loamy sand). See Late Postemergence applications given below if the 6th true leaf is emerging from whorl or corn is greater than 8 inches tall.

**LATE POSTEMERGENCE
(ALL TILLAGE SYSTEMS)
(8 to 36 inch tall corn)**

Application of BANVEL Herbicide at 1/2 pint per treated acre may be made from 8 to 36 inch tall corn or 15 days before tassel emergence, whichever comes first. For best performance, make applications when weeds are less than 3 inches tall.

16

Make directed spray application when: (1) corn leaves prevent proper spray coverage; (2) sensitive crops are growing nearby; (3) tank mixing with 2,4-D.

DO NOT apply BANVEL Herbicide when soybeans are growing nearby if any of these conditions exist:

- corn is more than 24 inches tall
- soybeans are more than 10 inches tall
- soybeans have begun to bloom

OVERLAY (SEQUENTIAL) TREATMENTS

BANVEL Herbicide may be applied to ground previously treated with one or more of the following herbicides:

- acetochlor (Surpass®, Harness® Plus)
- Alachlor (Lasso®, Lasso MT®, Partner®)
- Atrazine
- Bicep®
- Broadstrike® + Dual®
- Broadstrike® plus †
- Bronco®
- Bullet®
- butylate (Sutan + ® /Genate®)
- Clarity®
- cyanazine (Bladex®)
- dimethenamid (Frontier®)
- EPTC (Eradicane®)
- Extrazine II®
- Guardsman®
- glyphosate (Roundup®)
- halosulfuron (Battalion®, Permit®) :
- Lariat®
- Marksman®
- metolachlor (Dual®)
- paraquat (Gramoxone®)
- pendimethalin (Prowl®)
- propachlor (Ramrod®)
- simazine (Princep®)
- Surpass 100®

18 8 53

Apply BANVEL Herbicide at 1/2 pint per treated acre to ground previously treated with full rates of CLARITY or MARKSMAN Herbicides. Allow at least 2 weeks between applications

READ AND FOLLOW LABEL DIRECTIONS FOR EACH OF THE ABOVE PRODUCTS.

TANK MIX TREATMENTS FOR CORN

BANVEL Herbicide may be tank mixed with one or more of, but not limited to, the following herbicides for control of grasses or additional broadleaf weeds. Read and follow the label of each tank mix product used for precautionary statements, directions for use, rates and timings, and other restrictions.

18

19 7 53

RATES AND TIMINGS

BANVEL PLUS	PREPLANT/ PREEMERGENT (NO TILLAGE CORN) DIRECTIONS	PREEMERGENT (CONVENTIONAL OR REDUCED TILLAGE CORN)	EARLY POST-EMERGENT (ALL TILLAGE SYSTEMS)	LATE POSTEMERGENT (ALL TILLAGE SYSTEMS)	ADDITIONAL
ACCENT® (nicosulfuron)	--	--	1/2-1 ounce ai/A	1/2-1 ounce ai/A (To improve spray coverage of weeds and reduce risk of corn injury, use drop pipes to direct spray beneath corn leaves when corn is greater than 8 inches tall.)	Application may be made to emerged weeds before corn is greater than 24 inches tall. Use non-ionic surfactant at .25% (V/V) with this tank mixture.
Atrazine	1 1/4-2 lbs. ai/A	1 1/4-2 lbs. ai/A	1 1/4-2 lbs. ai/A Crop oil concentrates may be used with this mixture if corn is 5 inches or less in height.	1 1/4-2 lbs. ai/A Do not apply if corn is greater than 12 inches tall.	Application may be made before grasses are 1 1/2" tall. Follow all state and federal restrictions pertaining to atrazine applications.
BEACON® (primisulfuron)	--	--	0.31 - 0.62 ounce ai/A	0.31 - 0.62 ounce ai/A (To improve spray coverage of weeds and reduce risk of corn injury, use drop pipes to direct spray beneath corn leaves when corn is greater than 8 inches tall)	Application may be made to emerged weeds when corn is 4 to 24 inches tall. Use non-ionic surfactant at .25% (V/V) with this tank mixture.
BLADEx® (cyanazine)	1 1/4-4 lbs. ai/A	1 1/4-4 lbs. ai/A	1/4-2 lbs. ai/A (use the 90 DF formulation only, after corn emergence.)	--	Application may be made before grasses are 1 1/2 inches tall, and before corn is beyond the 4 leaf stage.
DUAL® (metolachlor)	1 1/2-3 lbs ai/A	1 1/2-3 lbs. ai/A (use only on fine or medium textured soils with 2 1/2% or greater organic matter)	1 1/2-3 lbs. ai/A	--	Application may be made before grasses reach the 2 leaf stage and before corn is greater than 3 inches tall.
FRONTIER (dimethenamid)	13-25 fl. oz/A	13-25 fl. oz/A (use only on fine or medium textured soils with 2.5% or greater organic matter)	13-25 fl. oz/A	--	Application may be made up to 8 inch tall corn. This treatment must be combined with a herbicide that provides postemergence control of grass weeds if they are

19

					greater than 1 inch tall at the time of application.
GRAMOXONE® (paraquat)	1/4-1 lb.ai/A	1/4-1 lb.ai/A	--	--	Application may be made to emerged weeds but prior to corn emergence.
HARNESS PLUS or SURPASS (acetochlor)	1 1/2- 3 lbs ai/A	1 1/2 - 3 lbs ai/A Use only on fine or medium textured soils with 2.5% or greater organic matter.	--	--	Application should be made prior to corn emergence.
LASSO® (alachlor)	1 1/2-4 lbs.ai/A	1 1/2-4 lbs.ai/A (use only on fine textured soils with greater than 2 1/2% organic matter)	1 1/2-4 lbs.ai/A	--	Application may be made before grasses reach the 2 leaf stage and before corn is greater than 3 inches tall. If microencapsulated forms of alachlor are used (Lasso MT, Partner), applications must be made prior to grass emergence.
PRINCEP® (simezine)	2.0-3.0 lbs.ai/A	2.0-3.0 lbs.ai/A	-	--	Application may be made prior to corn or weed emergence.
PROWL® (pendimethalin)	--	3/4-1 1/2 lbs ai/A (Use only on fine or medium textured soils with 2 1/2% or greater organic matter.)	3/4-1 1/2 lbs ai/A	--	Application may be made immediately after planting but prior to weed emergence. Corn should not be beyond the 2-leaf stage of growth.
ROUNDUP® (glyphosate)	1.0-3.0 lbs.ai/A	1.0-3.0 lbs.ai/A	--	--	Application may be made to emerged weeds but prior to corn emergence.
2,4-D	1/4-1/2 lbs.ai/A	1/4-1/2 lbs.ai/A	Not recommended	1/8 lbs.ai/A	Drop pipes are to be used when corn height is 8 inches or greater. Keeping the spray off the corn leaves and out of the whorl will reduce the likelihood of crop injury and improve spray coverage of weed foliage.

21 9 53

SORGHUM (Milo)

Observe all precautions on pages [redacted] including the reference to crops growing under stress.

Read and follow mixing and application instructions on page [redacted]

Applications of BANVEL Herbicide to sorghum during periods of rapid growth may result in temporary leaning of plants or rolling of leaves. These effects are usually outgrown within 10 to 14 days.

Do not graze or feed treated sorghum forage or silage prior to mature grain stage. If sorghum is grown for pasture or hay, refer to the pasture use section of this label. Do not apply BANVEL Herbicide to sorghum grown for seed production.

Make no more than one application per growing season.

WEEDS CONTROLLED

BANVEL Herbicide, when applied at the recommended rate for sorghum, will control many actively growing ANNUAL broadleaf weeds and will reduce competition from established PERENNIAL broadleaf weeds as well as control their seedlings. (Refer to GENERAL WEED LIST on pages [redacted])

RATES AND TIMINGS

BANVEL Herbicide may be applied to emerged and actively growing weeds at least 15 days prior to planting. Postemergence application of BANVEL Herbicide must be made after sorghum is in the spike stage (all sorghum emerged) but before sorghum is 15 inches tall. For best performance, make applications when sorghum is in the 3-5 leaf stage and weeds are small (less than 3 inches tall). Use drop pipes (drop nozzles) if sorghum is taller than 8 inches. Keeping the spray off the sorghum leaves and out of the whorl will reduce the likelihood of crop injury and improve spray coverage of weed foliage.

BROADCAST RATE PER TREATED ACRE:

1/2 pint (1/4 lb. a.i.)

TANK MIX TREATMENT

BANVEL plus Atrazine

For improved control of emerged, actively growing broadleaf weeds including triazine resistant species and added suppression of perennial broadleaf weeds,

21

22 9 5.3

tank mix 1/2 pint BANVEL Herbicide with 0.5 to 1.25 lbs. a.i. atrazine per treated acre. For control of grasses (less than 1.5 inches tall), tank mix 1/2 pint BANVEL Herbicide with 2 lbs. a.i. atrazine per treated acre. For best performance and minimal crop injury, make application when sorghum is 3-8 inches tall and when broadleaf weeds are small (less than 6 inches tall). Application of atrazine must be made before sorghum is beyond 12 inches tall. The atrazine rate will depend upon soil texture and length of residual weed control desired. Follow all State and Federal restrictions pertaining to atrazine applications.

Banvel plus Buctril®

For improved control of broadleaf weeds, tank mix 1/2 pint BANVEL Herbicide with 1 - 1 1/2 pint Buctril Herbicide per treated acre. Make application at 4 leaf to 15 inch tall sorghum. Use drop nozzles to direct spray beneath sorghum leaves when sorghum is greater than 8 inches tall.

READ AND FOLLOW THE LABEL OF EACH TANK MIX PRODUCT USED FOR PRECAUTIONARY STATEMENTS, DIRECTIONS FOR USE, APPLICATION RATES AND TIMINGS AND OTHER RESTRICTIONS.

OVERLAY (SEQUENTIAL) TREATMENTS

BANVEL Herbicide may be applied to ground previously treated with one or more of the following herbicides:

Herbicide	Maximum rate per treated acre (lbs.a.i.)
alachlor (Lasso) (Screen-treated seed)	4
atrazine ¹	2.5
metolachlor (Dual) (Concep-treated seed)	2.5
propachlor (Ramrod)	5

1 Maximum use rate for atrazine is determined by soil type, tillage practices used, surface residue, and state or local restrictions. Follow the more restrictive requirements when determining the maximum use rate for atrazine.

PREHARVEST USES

For Use Only in the States of Texas and Oklahoma

22

23 8 53

BANVEL Herbicide may be applied for weed suppression any time after the sorghum has reached the soft dough stage. An agriculturally approved surfactant may be used to improve performance. For aerial applications use at least 2 gallons of water-based carrier per treated acre.

Delay harvest until 30 days after treatment.

BROADCAST RATE PER TREATED ACRE:

1/2 pint (1/4 lb. a.i.)

SMALL GRAINS (WHEAT, BARLEY AND OATS)

Not Underseeded To Legumes

IMPORTANT

Observe all precautions on pages ----- . Read and follow cleaning, mixing and application instructions on pages-----.

If small grains are use for pasture or hay, the following restrictions apply:

- o Animals cannot be removed from treated area for slaughter prior to 30 days after last application.
- o There is no waiting period between treatment and grazing for non-lactating dairy animals.
- o Treated areas may not be grazed by lactating dairy animals before 7 days after treatment.
- o Do not harvest hay from treated areas before 37 days after treatment.

NOTE: Observe all precautions and restrictions on the labels of products used in tank mix treatments.

WEEDS CONTROLLED

BANVEL Herbicide, or combinations with listed tank mix partners, will provide control or suppression of annual broadleaf weeds listed below. For improved control of listed weeds, it is recommended that BANVEL Herbicide be applied in a tank mix with other herbicides. Refer to specific crop for tank mix options.

Alkanet(1)

Bedstraw, Catchweed(1)

Mustard, Tansy

23

Bindweed, Field(2)
 Buckwheat, Tartary
 Buckwheat, Wild
 Carpetweed(1)
 Chamomile, Corn
 Chervil, Bur(1)

 Chickweed, Common(1)

 Cockle, Corn
 Cockle, Cow

 Cocklebur, Common
 Cornflower (Bachelorbutton)(1)
 Dandelion, Common(2)
 Dock, Curly(2)
 Dragonhead, American(1)
 Evening Primrose, Cutleaf(1)
 Falseflax, Smallseeded(1)
 Fiddleneck (Tarweed)(1)
 Flixweed(1)
 Fumitory(1)
 Gromwell, Corn(1)
 Groundsel, Common(1)
 Hempnettle(1)
 Henbit
 Jacobs Ladder(1)
 Knawel (German Moss)
 Knotweed, Prostrate
 Kochia
 Ladysthumb
 Lambsquarters, Common
 Lettuce, Miners(1)
 Lettuce, Prickly
 Mallow, Common
 Mayweed, Chamomile (Dogfennel)(1)
 Mustard, Blue (Purple)(1)

Mustard, Treacle(1)
 Mustard, Tumble (Jim Hill)(1)
 Mustard, Wild(1)
 Nightshade, Black
 Nightshade, Cutleaf(1)
 Nightshade, Silverleaf(2)
 (White Horsenettle)
 Pennycress, Field (Fanweed,
 Frenchweed, Stinkweed)
 Pepperweed, Peppergrass(1)
 Pigweed, Redroot
 (Carelessweed)
 Pigweed, Rough
 Pigweed, Tumble
 Pineappleweed(1)
 Plantain, Broadleaf(2)
 Poppy, Red Horned(1)
 Puncturevine(1)
 Purslane, Common(1)
 Radish, Wild(1)
 Ragweed, Common(1)
 Ragweed, Giant (Buffaloweed)(1)
 Rocket, London(1)
 Rocket, Yellow(1)
 Salsify (Goatsbeard)(1)
 Shepherdspurse(1)
 Smartweed, Green
 Smartweed, Pennsylvania
 Sorrel, Red (Sheep Sorrel)(1)
 Sowthistle, Annual
 Starthistle, Yellow(1)
 Sunflower, Common (Wild)
 Thistle, Canada(2)
 Thistle, Russian
 Yarrow, Common(2)
 Velvetleaf
 Vetch(1)

(1) These weeds will be controlled with BANVEL Herbicide tank mixtures. Refer to tank mix label for specific weeds controlled.

(2) BANVEL Herbicide tank mixes will provide suppression of established broadleaf weeds and control of their seedlings.

25 753

RATES AND TIMINGS

Application of BANVEL Herbicide may be made before, during or ~~after planting~~ small grains. For best performance, make applications when weeds are in the 2 - 3 leaf stage and rosettes are less than 2 inches across. Application of BANVEL Herbicide to small grains during periods of rapid growth may result in crop leaning. This condition is temporary and will not reduce crop yields.

Use BANVEL Herbicide at 2 to 4 fluid ounces per treated acre in wheat, fall seeded barley, and oats, and at 2 to 3 fluid ounces per treated acre in spring seeded barley. Use the higher level of listed rate ranges when treating difficult to control weeds such as Kochia, Russian thistle and blackberry (thorn) or dense vegetative growth.

BANVEL Herbicide used in a tank mix with other herbicides offers the best spectrum of weed control and herbicide tolerant or resistant weed management. Refer to specific crop for BANVEL Herbicide rate and application timing.

For applications prior to the emergence of weeds or when sulfonylurea resistant weeds are present or suspected, use a minimum of 3 fluid ounces per treated acre of BANVEL Herbicide with a tank mix herbicide. Non-sulfonylurea herbicides such as 2,4-D or MCPA tank mixed with BANVEL Herbicide will offer more consistent control of sulfonylurea resistant weeds.

When tank mixing with sulfonylurea herbicides, such as Amber, Ally, Express, Finesse, Glean and Harmony Extra, use an agriculturally approved surfactant of at least 80% active ingredient at the rate of 1 - 4 pints/100 gallons of spray or not more than 0.25 - 0.5% by volume. Use the highest rate of surfactant when using the lower rate ranges of the tank mix and/or when treating more mature and difficult to control weeds or dense vegetative growth.

FALL AND SPRING SEEDED WHEAT

BANVEL HERBICIDE MUST BE APPLIED TO FALL SEEDED WHEAT PRIOR TO THE JOINTING STAGE. APPLICATIONS TO SPRING SEEDED WHEAT MUST BE MADE BEFORE WHEAT EXCEEDS THE 5 LEAF STAGE.

TANK MIX TREATMENTS

BANVEL Herbicide may be tank mixed with one or more, but not limited to, the following herbicides. Read and follow the label of each tank mix product used for

25'

26 7 53

precautionary statements, directions for use, weeds controlled and geographic and other restrictions.

BROADCAST RATE PER TREATED ACRE:

Apply 2 - 4 fluid ounces BANVEL Herbicide with:

Product	Active Ingredient	Formulation	Amount of Product Per Acre
2,4-D Amine or Ester	2,4-D	4 lb/gal	8 - 12 fluid oz (.25 - .375 lb ai/a) ¹
MCPA Amine or Ester	MCPA	4 lb/gal	8 - 12 fluid oz (.25 - .375 lb ai/a) ¹
Ally	metsulfuron-methyl	60%DF	1/10 oz
Amber	triasulfuron	75%DF	0.28 oz
Express	thifensulfuron + tribenuron-methyl	75%DF	1/6 oz
Finesse	chlorsulfuron + metsulfuron-methyl	75%DF	1/3 oz
Glean	chlorsulfuron	75%DF	1/6 oz
Harmony Extra	thifensulfuron + tribenuron-methyl	75%DF	1/3 oz
Buctril	bromoxynil ²	2 lb/gal	1 - 1.5 pts
Bronate	bromoxynil + MCPA	4 lb/gal	1 - 2 pts
Curtail	clopyralid + 2,4-D	2.38 lb/gal	2 - 2 2/3 pts
Stinger	clopyralid	3 lb/gal	1/4 - 1/3 pt
Karmex ³	diuron ²	80%DF	1/2 - 1.5 lbs
Sencor ³	metribuzin ²	75%DF	1 - 10 oz
Dakota ⁴	fenoxaprop-ethyl + MCPA	3.1 lb/gal	16 oz
Tiller ⁴	fenoxaprop-ethyl + MCPA + 2,4-D	2.7 lb/gal	1 - 1.7 pts

- (1) When using formulations other than 4 lb/gal use pounds active/acre listed.
- (2) Herbicides with the same active ingredient and/or different formulation may be used.
- (3) Tank mixtures for fall seeded wheat only.
- (4) Use 2 fluid ounces of BANVEL Herbicide only. Do not use if wild oats is the target weed. Do not use on Durum wheat.

26

27 g 53

**SPECIAL USE TANK MIXES FOR
SPRING AND FALL SEEDED WHEAT
(See Footnotes for Applicable Uses)**

Apply 3 - 4⁽¹⁾ fluid ounces BANVEL Herbicide with:

Product ²	Active Ingredient	Formulation	Amount of Product Per Acre
2,4-D or MCPA Amine	2,4-D or MCPA	4 lb/gal	1 - 2 pts ³ (0.5 - 1.0 lb ai/a) ⁴
2,4-D or MCPA Ester	2,4-D or MCPA	4 lb/gal	1 - 1.5 pts ³ (.5 - .75 lb ai/a) ⁴
Ally	metsulfuron-methyl	60%DF	1/20 - 1/10 oz
Amber	triasulfuron	75%DF	0.14 - 0.28 oz
Express	thifensulfuron + tribenuron-methyl	75%DF	1/12 - 1/6 oz
Finesse	chlorsulfuron + metsulfuron-methyl	75%DF	1/6 - 1/3 oz
Glean	chlorsulfuron	75%DF	1/6 oz
Harmony Extra	thifensulfuron + tribenuron-methyl	75%DF	1/6 - 1/3 oz
Ally + 2,4-D Amine or Ester ⁵	metsulfuron-methyl + 2,4-D	60%DF + 4 lb/gal	1/20 - 1/10 oz + 8 fluid oz
Amber + 2,4-D Amine or Ester ⁵	triasulfuron + 2,4-D	75%DF + 4 lb/gal	0.14 - 0.28 oz + 8 fluid oz
Express + 2,4-D Amine or Ester ⁵	(thifensulfuron + tribenuron-methyl) + 2,4-D	75%DF + 4 lb/gal	1/12 - 1/6 oz + 8 fluid oz
Finesse + 2,4-D Amine or Ester ⁵	(chlorsulfuron + metsulfuron-methyl) + 2,4-D	75%DF + 4 lb/gal	1/6 - 1/3 oz + 8 fluid oz
Glean + 2,4-D Amine or Ester ⁵	chlorsulfuron + 2,4-D	75%DF + 4 lb/gal	1/6 oz + 8 fluid oz
Harmony Extra + 2,4-D Amine or Ester ⁵	(thifensulfuron + tribenuron-methyl) + 2,4-D	75%DF + 4 lb/gal	1/6 - 1/3 oz + 8 fluid oz
Roundup RT ⁶	glyphosate	3.0 lb/gal	12 - 16 fluid oz

(1) BANVEL Herbicide may be used at 6 fluid ounces on fall seeded wheat in Western Oregon as a spring application only. In CO, KS, NM, OK and TX up to 8 fluid ounces of BANVEL Herbicide may be applied on fall seeded wheat after it exceeds the 3 leaf stage for suppression of perennial weeds, such as field bindweed. Applications may be made in the fall following a frost but before a killing freeze. BANVEL Herbicide may be tank mixed with 2,4-D amine at 8 fluid ounces after wheat begins to tiller. Periods of extended stress such as cold and wet weather may enhance the possibility of crop injury. For Fall applications only do not use if the potential for crop injury is not acceptable.

27

(2) Do not use low rates of sulfonylurea herbicides, such as Ally, Amber, Express, Finesse, Glean, and Harmony Extra on more mature weeds and/or on dense vegetative growth.

(3) Note: For use on Fall Seeded Wheat Only. Do Not Use unless potential crop injury will be acceptable.

(4) When using formulations other than 4 lb/gal use pounds active/acre listed.

(5) Use for improved control of Russian thistle, flixweed, gromwell, mayweed and fiddleneck.

(6) BANVEL Herbicide may be applied at 2 fluid ounces with Roundup RT as a preplant application to small grains with no waiting period prior to planting. Add 0.5% by volume of an agriculturally approved non-ionic surfactant.

FALL SEEDED BARLEY

BANVEL HERBICIDE MUST BE APPLIED TO FALL SEEDED BARLEY PRIOR TO THE JOINTING STAGE.

Note: For spring barley varieties that are seeded during the winter months or later, follow the rates and timings given for spring seeded barley.

TANK MIX TREATMENTS

Banvel Herbicide may be tank mixed one or more, but not limited to, the following herbicides. Read and follow the label of each tank mix product used for precautionary statements, directions for use, weeds controlled and geographic and other restrictions.

BROADCAST RATE PER TREATED ACRE:

Apply 2 - 4 fluid ounces BANVEL Herbicide with:

Product ¹	Active Ingredient	Formulation	Amount of Product Per Acre
2,4-D Amine or Ester	2,4-D	4 lb/gal	8 fl.oz (.25 lb ai/a) ²
MCPA Amine or Ester	MCPA	4 lb/gal	8 - 12 fl. oz (.25 - .375 lb ai/a)
Ally	metsulfuron-methyl	60%DF	1/20 - 1/10 oz
Amber	triasulfuron	75%DF	0.14 - 0.28oz
Express	thifensulfuron + tribenuron-methyl	75%DF	1/12 - 1/8 oz

29 July 93

Finesse	chlorsulfuron + metsulfuron-methyl	75%DF	1/8 - 1/3 oz
Glean	chlorsulfuron	75%DF	1/8 oz
Harmony Extra	thifensulfuron + tribenuron-methyl	75%DF	1/8 - 1/3 oz
Sencor	metribuzin ³	75%DF	1 - 10 oz
Buctril	bromoxynil	2 lb/gal	1 - 1 1/2 pts
Bronate	bromoxynil + MCPA	4 lb/gal	3/4 - 1 1/2 pts

- (1) Do not use low rates of sulfonylureas (Ally, Amber, Express, Finesse, Glean, and Harmony Extra) on more mature weeds and/or on dense vegetative growth.
- (2) When using formulations other than 4 lb/gal use pounds active/acre listed.
- (3) Herbicides with the same active ingredient and/or different formulations may be used.

SPRING SEEDED BARLEY

BANVEL HERBICIDE MUST BE APPLIED BEFORE SPRING SEEDED BARLEY EXCEEDS THE 4 LEAF STAGE

TANK MIX TREATMENTS

BANVEL Herbicide may be tank mixed with one or more, but not limited to, the following herbicides. Read and follow the label of each tank mix product used for precautionary statements, directions for use, weeds controlled and geographic and other restrictions.

BROADCAST RATE PER TREATED ACRE:
Apply 2 - 3 fluid ounces BANVEL Herbicide with:

Product ¹	Active Ingredient	Formulation	Amount of Product Per Acre
MCPA Amine or Ester	MCPA	4 lb/gal	8 - 12 fl.oz (.25 - .375 lb ai/a) ²
Ally	metsulfuron-methyl	60%DF	1/20 - 1/10 oz
Amber	triasulfuron	75%DF	0.14 - 0.28 oz
Express	thifensulfuron + tribenuron-methyl	75%DF	1/12 - 1/6 oz
Finesse	chlorsulfuron + metsulfuron-methyl	75%DF	1/8 - 1/3 oz
Glean	chlorsulfuron	75%DF	1/8 oz
Harmony Extra	thifensulfuron + tribenuron-methyl	75%DF	1/8 - 1/3 oz
Sencor	metribuzin ³	75%DF	1 - 10 oz
Buctril	bromoxynil	2 lb/gal	1 - 1 1/2 pts
Bronate	bromoxynil + MCPA	4 lb/gal	3/4 - 1 1/2 pts

29

- (1) Do not use low rates of sulfonyleureas (Ally, Amber, Express, Finesse, Glean, and Harmony Extra) on more mature weeds and/or on dense vegetative growth.
- (2) When using formulations other than 4 lb/gal use pounds active/acre listed.
- (3) Herbicides with the same active ingredient and/or different formulations may be used.

FALL AND SPRING SEEDED OATS

BANVEL HERBICIDE MUST BE APPLIED BEFORE SPRING SEEDED OATS EXCEED THE 5 LEAF STAGE. APPLICATIONS TO FALL SEEDED OATS MUST BE MADE PRIOR TO THE JOINTING STAGE.

TANK MIX TREATMENTS

BANVEL Herbicide may be tank mixed with one or more, but not limited to, the following herbicides. Read and follow the label of each tank mix product used for precautionary statements, directions for use, weeds controlled and geographic and other restrictions.

BROADCAST RATE PER TREATED ACRE:

Apply 2 - 4 fluid ounces BANVEL Herbicide with:

Product	Active Ingredient	Formulation	Amount of Product Per Acre
MCPA Amine or Ester	MCPA	4 lb/gal	8 - 12 fluid oz (.25 - .375 lb ai/a)(1)

(1) When using formulations other than 4 lb/gal use pounds active/acre listed.

SUGARCANE

Observe all precautions on pages [redacted]. Read and follow mixing and application instructions on pages [redacted].

31.9 JB

Consult your local or state authorities for possible application restrictions, especially concerning aerial applications and advice concerning special local use situations.

WEEDS CONTROLLED

BANVEL Herbicide, when applied at recommended rates, will control many ANNUAL, BIENNIAL and PERENNIAL broadleaf weeds commonly found in sugarcane. (Refer to GENERAL WEED LIST on pages 5-6).

RATES AND TIMINGS

Application of BANVEL Herbicide may be made any time after weeds have emerged and are actively growing but before the close-in stage of sugarcane. Application rates and timings of BANVEL Herbicide are given below. Use the higher level of listed rate ranges when treating dense vegetative growth.

Weed Stage and Type	Broadcast rate per treated acre	
	Product	lbs. a.i.
Annual		
Small, actively growing	1/2-1 pt.	1/4-1/2
Established weed growth	1-1 1/2 pts.	1/2-3/4
Biennial	1-2 pts.	1/2-1
Perennial	2-4 pts.	1-2

*Application made over the top of actively growing sugarcane may result in crop injury.

When possible, direct the spray beneath the sugarcane canopy in order to minimize the likelihood of crop injury. The use of directed sprays will also aid in maximizing spray coverage of weed foliage.

Retreatments may be made as needed, however, do not exceed a total of 4 pints (2 lbs. a.i.) of BANVEL Herbicide per treated acre during a growing season.

TANK MIX TREATMENTS

BANVEL Herbicide may be tank mixed with one or more, but not limited to, of the following herbicides for control of grasses or additional broadleaf weeds. Read and follow the label of each tank mix product used for precautionary statements, directions for use, rates and timings, weeds controlled, geographic and other restrictions.

Rates per

31

Herbicide	treated acre (lbs. a.i.)
Ametryn (Evik)	2/5 to 8
asulam (Asulox)	2 to 3 1/3
atrazine	2/5 to 4
2,4-D	1/2 to 3*

* Application of BANVEL Herbicide plus 2,4-D tank mix at the higher listed rate ranges may result in crop injury.

PASTURE, HAY, RANGELAND AND GENERAL FARMSTEAD (Non-Cropland)

BANVEL Herbicide is recommended for use on pasture, hay, rangeland, general farmstead (non-cropland) (including fence rows and non-irrigation ditchbanks) for broadleaf weed and brush control. Banvel Herbicide may also be applied to non-cropland areas for the control of broadleaf weeds in Noxious Weed Control Programs, Districts or Areas including broadcast or spot treatment of roadsides and highways, utilities, railroad and pipeline rights-of-way. Noxious weeds must be recognized at the State level but programs may be administered at State, County or other level.

Observe all precautions on pages [redacted]. Read and follow mixing and application instructions on pages [redacted].

BANVEL Herbicide uses described in this section also pertain to small grains (such as barley, forage sorghum, oats, rye, sudangrass or wheat) grown for pasture use only.

NEWLY SEEDED AREAS, including small grains grown for pasture may be severely injured if rates of BANVEL Herbicide greater than 1 pint/A are applied.

ESTABLISHED GRASS CROPS growing under stress can exhibit various injury symptoms that may be more pronounced if herbicides are applied. Furthermore, rates of BANVEL Herbicide in excess of 2 quarts (2 lbs. a.i.) per treated acre may cause temporary injury to many grass species.

Bentgrass, carpetgrass, buffalograss and St. Augustine grass may be injured at rates exceeding 1 pint BANVEL Herbicide (1/2 lb. a.i.) per treated acre. Usually colonial bentgrasses are more tolerant than creeping types. Velvetgrasses are most easily injured. Treatments will kill or injure alfalfa, clovers, lespedeza, wild winter peas, vetch and other legumes.

33 7 53

ANIMALS CANNOT BE REMOVED FROM TREATED AREA FOR SLAUGHTER PRIOR TO 30 DAYS AFTER LAST APPLICATION. THERE IS NO WAITING PERIOD BETWEEN TREATMENT AND GRAZING FOR NON-LACTATING ANIMALS.

TIMING RESTRICTIONS FOR LACTATING DAIRY ANIMALS FOLLOWING TREATMENT

BANVEL Herbicide Rate per Treated Acre	Days Before Grazing	Days Before Hay Harvest
Up to 1 pint (1/2 lb. a.i.)	7 days	37 days
Up to 1 quart (1 lb.a.i.)	21 days	51 days
Up to 2 quarts (2 lbs. a.i.)	40 days	70 days

Note: Observe all precautions and restrictions on labels of products used in tank mixtures.

MIXING AND APPLICATION

BANVEL Herbicide can be applied using water, oil in water emulsions including invert systems, or sprayable fluid fertilizer as a carrier. A. COMPATIBILITY TEST (page 10 of this booklet) should be made prior to tank mixing.

To prepare oil in water emulsions, half-fill spray tank with water, then add the appropriate amount of emulsifier. With continuous agitation, slowly add the herbicide and then the oil (such as diesel oil or fuel oil) or a premix of oil plus additional emulsifier to spray tank. Complete filling of spray tank with water. Maintain vigorous agitation during spray operation to prevent oil and water from forming separate layers.

BANVEL Herbicide may be applied broadcast using either ground or aerial application equipment. When using ground equipment, apply 3 to 600 gallons of diluted spray per treated acre. Volume of spray applied will depend on the height, density, and type of weeds or brush being treated and on the type of equipment being used. When using aerial equipment apply 1 to 40 gallons of diluted spray per treated acre in a water-based carrier.

BANVEL Herbicide may be applied to individual clumps or small areas (SPOT TREATMENT) of undesirable vegetation using handgun or similar types of application equipment. Apply diluted sprays to allow complete wetting (up to run-off) of foliage and stems.

Herbicide adjuvants or other spray additives (emulsifiers, surfactants, wetting agents, drift control agents, or penetrants) may be used for wetting, penetration, or drift control. Spray additives must be agriculturally approved when used in pasture applications. If spray additives are used, read and follow all use recommendations and precautions on product label.

WEEDS CONTROLLED

BANVEL® Herbicide, when applied at recommended rates, will give control of many ANNUAL, BIENNIAL, and PERENNIAL broadleaf weeds, and many WOODY brush and vine species commonly found in pasture, hay, rangeland and General farmstead (non-cropland) areas. (Refer to GENERAL WEED LIST on pages [redacted]) Noted (*) PERENNIAL weeds may be controlled with lower rates of either BANVEL Herbicide or BANVEL Herbicide plus 2,4-D. See RATES AND TIMINGS below.

RATES AND TIMINGS

Application rates and timing of BANVEL Herbicide are given below. Use the higher level of listed rate ranges when treating dense or tall vegetative growth.

Weed Stage & Type	Amount Product	Broadcast rate per treated acre
		lbs. a.i.
Annual		
Small, actively growing	1/2-1 pt.	1/4-1/2
Established weed growth	1-1 1/2 pts.	1/2-3/4
*Biennial		
Rosette diameter		
Less than 3 inches	1/2-1 pt.	1/4-1/2
3 inches or more	1-2 pts.	1/2-1
Bolting	2-3 pts.	1-1 1/2
Perennial		
Suppression or top growth control	1/2-1 qt.	1/2-1
Noted (*) Perennials	1-2 qts.	1-2
Other perennials	2qts.	2
Woody Brush & Vines		
Top growth suppression	1/2-1 qt.	1/2-1
Top growth control (**)	1-2 qts.	1-2
Stems and Stem suppressn	2 qts.	2

4


- * For best performance, make application when BIENNIAL WEEDS are in the rosette stage.
- ** Species noted in General Weed list page() will require tank mixtures for adequate control.

Retreatments may be made as needed; however, do not exceed a total of 2 quarts (2 lbs. a.i.) of BANVEL Herbicide per treated acre during a growing season.

TANK MIX TREATMENTS

READ AND FOLLOW THE LABEL OF EACH TANK MIX PRODUCT USED FOR PRECAUTIONARY STATEMENTS, DIRECTIONS FOR USE, APPLICATION RATES AND OTHER RESTRICTIONS. BANVEL Herbicide may be tank mixed with one or more, but not limited to, of the following herbicides for control of grasses, additional broadleaf weeds, and woody brush and vines.

Herbicide	Rates per treated acre (lbs.a.i.)
Pasture, hay, rangeland, and general farmstead (non-cropland) use:	
glyphosate (Roundup®)	3/4 to 3 3/4
metsulfuron methyl (Ally®)	0.0038 TO 0.011
paraquat (Gramoxone®)	1/2 to 1
picloram (Tordon®)	1/8 to 3
triclopyr (Garlon®)	3/4 to 9
2,4-D	1/4 to 6

Due to the variations that may occur in formulated products and specific use ingredients (e.g. water supplies), a COMPATIBILITY TEST as described on pages  is recommended prior to actual tank mixing.

CUT SURFACE TREE TREATMENTS

BANVEL Herbicide may be applied as a cut surface treatment for control of unwanted trees and prevention of sprouts of cut trees. A mix of 1 part BANVEL Herbicide with 1 to 3 parts water should be used in application. Use the lower dilution when treating difficult-to-control species.

FRILL OR GIRDLE TREATMENTS: Make a continuous cut or a series of overlapping cuts using an axe to girdle tree trunk. Spray or paint cut surface with the BANVEL Herbicide/water mix.

STUMP TREATMENTS: Spray or paint freshly cut surface with the water mix. The area adjacent to the bark should be thoroughly wet.

Note: For more rapid foliar effects, 2,4-D may be added to the BANVEL Herbicide/water mix.

DORMANT APPLICATIONS FOR CONTROL OF MULTIFLORA ROSE

BANVEL Herbicide can be applied when plants are dormant as an undiluted SPOT-CONCENTRATE directly to the soil or as a LO-OIL BASAL BARK treatment using an oil-water emulsion solution.

SPOT-CONCENTRATE applications of BANVEL Herbicide should be applied directly to the soil as close as possible to the root crown but within 6-8 inches of the crown. On sloping terrain, application should be made to the uphill side of the crown. Do not make application when snow or water prevents applying BANVEL Herbicide directly to the soil. The use rate of BANVEL Herbicide is dependent on the canopy diameter of the multiflora rose. Examples: Use BANVEL Herbicide at 1/4, 1, or 2 1/4 fluid ounces of product respectively, for 5, 10, or 15 feet canopy diameters. Do not exceed a total of 2 qts. BANVEL Herbicide per acre per year.

LO-OIL BASAL BARK applications of BANVEL Herbicide should be applied to the basal stem region from the ground line up to a height of 12-18 inches. Spray until runoff, with special emphasis on covering the root crown. For best results, make application when plants are dormant. Do not make application after bud break or when plants are showing signs of active growth. Do not make application when snow or water prevents applying BANVEL Herbicide to the ground line. Refer to Mixing and Applications above in this section for method of preparing oil-in-water emulsion. Example for making approximately 2 gallons of a Lo-Oil spray solution mixture: combine 1 1/2 gallons water plus 1 ounce emulsifier plus 1 pint BANVEL® Herbicide plus 2 1/2 pints of No. 2 diesel fuel. Adjust amounts of materials used proportionately to the amount of final spray solution desired. Do not exceed 8 gallons of spray solution mix applied per acre per year.

CONSERVATION RESERVE PROGRAM (CRP) ACRE

BANVEL Herbicide is recommended for use on both newly seeded and established grasses grown in Conservation Reserve or Federal Set-Aside Programs.

Observe all precautions, mixing and application directions on pages _____.

BANVEL Herbicide treatment will injury or may kill alfalfa, clovers, lespedeza, wild winter peas, vetch, and other legumes.

Agriculturally approved surfactants may be added to the spray mixture to improve postemergence weed control, particularly in dry growing conditions.

Do not use adjuvants containing penetrants such as petroleum based oils after grass emergence on newly seeded grasses.

NEWLY SEEDED AREAS

BANVEL Herbicide may be applied either preplant or postemergence to newly seeded grasses or small grains such as barley, oats, rye, sudangrass, wheat, or other grain species grown as a cover crop. Postemergence applications may be made after seedling grasses exceed the 3 leaf stage. Rates of BANVEL Herbicide greater than 1 pint per treated acre may severely injure newly seeded grasses. Preplant applications - injury to new seedlings may occur if intervals between application and grass planting is less than 45 days per pint of BANVEL Herbicide per treated acre West of the Mississippi River or 20 days per pint East of the Mississippi River.

ESTABLISHED GRASS STANDS

Established grass stands are perennial grasses planted one or more seasons prior to treatment. Certain species: bentgrass, carpetgrass, smooth brome, buffalograss or St. Augustine grass may be injured when treated with BANVEL Herbicide at rates exceeding 1 pint per treated acre.

WEEDS CONTROLLED

BANVEL Herbicide, when applied at recommended rates, will control many annual and biennial weeds and provide control or suppression of many perennial weeds. (Refer to General Weed List on pages __)

RATES AND TIMINGS

Application rates and timing of BANVEL Herbicide treatment are given below. Use the higher rate of the rate range when vegetation is either dense or tall, or when weeds are growing under stressed conditions such as drought or cool temperature.

8.534
1.5 20

38 7 53

Broadcast Rate Per Treated Acre

Weed Type* & Stage	Amount of Formulated BANVEL Herbicide pints	Equivalent lbs a.i.
Annuals		
-Small actively growing	1/4 to 1	1/8 to 1/2
-Established weed growth	1	1/2
Biennials**		
-Rosette diameter		
a) less than 3 inches	1/2 to 1	1/4 to 1/2
b) inches or greater	1 to 2	1/2 to 1
c) bolting biennial	2 to 3	1 to 1 1/2
Perennials**		
Suppression/Control	2 to 4	1 to 2

*For best results, treat Biennial weeds with BANVEL Herbicide when they are in the rosette stage of growth. Retreatments may be made as needed; however, DO NOT EXCEED A TOTAL OF 2 QUARTS (2 lbs a.i.) of BANVEL Herbicide per treated acre during a growing season.

**Biennial and Perennial weeds will require follow-up (sequential) treatments for seeding control and escapes.

TANK MIX TREATMENTS

To control grasses and additional broadleaf weeds, BANVEL Herbicide may be tank mixed with other herbicides registered for use in Conservation Reserve Programs such as 2,4-D, glyphosate (Roundup®), paraquat (Gramoxone®), metsulfuron (Ally®) and others.

READ AND FOLLOW THE LABEL OF EACH TANK MIX PRODUCT USED FOR PRECAUTIONARY STATEMENTS, DIRECTIONS FOR USE, APPLICATION RATES, AND OTHER RESTRICTIONS.

ASPARAGUS

IMPORTANT

Observe all precautions on pages ~~37-38~~. Read and follow mixing and application instructions on pages ~~37-38~~.

38

If spray contacts emerged spears, crooking (twisting) of some spears may result. If such crooking occurs, discard affected spears.

Do not harvest prior to 24 hours after treatment.
Do not use in the Coachella Valley of California

Multiple applications may be made per growing season. Do not exceed a total of 1 pint of Banvel Herbicide per treated acre per crop year.

RATES AND TIMINGS

Apply BANVEL Herbicide to emerged and actively growing weeds in 40 to 60 gallons of diluted spray per treated acre immediately after cutting the field, but at least 24 hours before the next cutting.

Weeds	Rate Per Treated Acre
Mustard, Black	
Pigweed, Redroot (carelessweed)	1/2 to 1 pt.
Sowthistle, Annual	(1/4-1/2 lb.a.i.)
*Thistle, Canada	
Thistle, Russian	
*Bindweed, Field	
Chickweed, Common	1 pt.
Goosefoot, Nettleleaf	(1/2 lb. a.i.)
Radish, Wild	
Thistle, Milk	

BANVEL Herbicide may be applied in a tank mixture with either 2,4-D or Roundup Herbicide for improved control of noted (*) weeds. READ AND FOLLOW 2,4-D or Roundup Herbicide PRODUCT LABELING FOR PRECAUTIONARY STATEMENTS, DIRECTIONS FOR USE, APPLICATION RATES AND TIMINGS, AND OTHER RESTRICTIONS.

TURF AND LAWNS

FOR USE IN GENERAL FARMSTEAD (Non-Cropland) AND SOD FARMS


IMPORTANT

Observe all precautions on page  Read and follow mixing and application instructions on pages .

To avoid injury to newly seeded grasses, application of BANVEL Herbicide should be delayed until after the second mowing. Furthermore, application rates in excess of 1 pint (1/2 lb. a.i.) per treated acre may cause noticeable stunting or discoloration of sensitive grass species such as bentgrass, carpetgrass, buffalograss, and St. Augustine grass.

In areas where roots of sensitive plants extend, do not apply in excess of 1/4 pint (1/8 lb. a.i.) of BANVEL Herbicide per treated acre on coarse textured (sandy-type) soils, or in excess of 1/2 pint (1/4 lb. a.i.) per treated acre on fine textured (clayey-type) soils. Do not make repeat applications in these areas for 30 days and until previous applications of BANVEL Herbicide have been activated in the soil by rain or irrigation.

WEEDS CONTROLLED

BANVEL Herbicide, when applied at recommended rates, will give control of many ANNUAL, BIENNIAL, and noted (*) PERENNIAL broadleaf weeds commonly found in turf. BANVEL Herbicide will also give growth suppression of many other listed PERENNIAL broadleaf weeds and WOODY brush and vine species. (Refer to GENERAL WEED LIST on pages )

MIXING AND APPLICATION

Apply 30 to 200 gallons of diluted spray per treated acre (3 qts. to 4 1/4 gals. per 1,000 sq. ft.), depending on density or height of weeds treated and on the type of equipment used.

RATES AND TIMINGS

Use the higher level of listed rate ranges when treating dense vegetative growth.

Weed Stage & Type	BANVEL Herbicide		
	pints per treated acre	lbs.a.i. per treated acre	teaspoons per 1000 sq. ft
Annual			
Small, actively growing	1/2 to 1	1/4 to 1/2	1 to 2 1/4
Established weed growth	1 to 1 1/2	1/2 to 3/4	2 1/4 to 3 1/4
Biennial Rosette diameter			

Less than 3 inches	1/2 to 1	1/4 to 1/2	1 to 2 1/4
3 inches or more	1 to 2	1/2 to 1	2 1/4 to 4 1/2
Perennials and Woody			
Brush and Vines	1 to 2	1/2 to 1	2 1/4 to 4 1/2

For best performance, apply when weeds are emerged and actively growing.

Retreatments may be made as needed; however, do not exceed a total of 2 pints (1 lb. a.i.) BANVEL Herbicide per treated acre during a growing season.

TANK MIX TREATMENTS

READ AND FOLLOW THE LABEL OF EACH TANK MIX PRODUCT USED FOR PRECAUTIONARY STATEMENTS, DIRECTIONS FOR USE, APPLICATION RATES AND TIMINGS AND OTHER RESTRICTIONS.

Tank mix treatments of BANVEL Herbicide may be made with 2,4-D, MCPA, MCPP, or bromoxynil for control of additional weeds listed on the tank mix product label.

Apply 1/5 to 1/2 pint (1/10-1/4 lb. a.i.) of BANVEL Herbicide per treated acre with 1/2 to 1 1/2 lbs. acid equivalent of 2,4-D, MCPA, or MCPP, or with 3/8 to 1/2 lb. a.i. of bromoxynil. Use the higher level of the listed rate ranges when treating established weeds. Repeat treatments may be made as needed; however, do not exceed 2 pints (1 lb. a.i.) of BANVEL Herbicide per treated acre during the growing season.

GRASS SEED CROPS

Grasses Grown for Seed such as Bermuda grass, Bluegrass, Fescue and Ryegrass

IMPORTANT

Observe all precautions on pages _____. Read and follow mixing and application instructions on pages _____.

Refer to the PASTURE, HAY, RANGELAND, AND GENERAL FARMSTEAD (Non-Cropland) section (pages _____) for possible grazing and feeding restrictions.

Do not use on bentgrass unless possible crop injury can be tolerated.

WEEDS CONTROLLED

BANVEL Herbicide will provide control or suppression of annual broadleaf weeds listed below. For improved control of listed weeds plus additional weeds, it is recommended that BANVEL Herbicide be applied in a tank mix with other herbicides.

- | | |
|--------------------------|----------------------------|
| Alfalfa(1) | Hemlock, Poison |
| Bedstraw, Catchweed | Knapweed, Russian(1) |
| Bindweed, Field | Knawel |
| Buttercup, Corn | Knotweed, Prostrate |
| Buttercup, Creeping | Kochia |
| Buttercup, Western Field | Ladysthumb |
| Catchfly, Nightflowering | Lambsquarters, Common |
| Chamomile, Corn | Lettuce, Prickly |
| Chickweed, Common | Mayweed (Dogfennel) |
| Chickweed, Mouseear | Ragwort, Tansy |
| Clover | Sorrel, Red (Sheep Sorrel) |
| Cockle, White | Sowthistle, Annual |
| Dock, Broadleaf | Starwort, Little |
| Dock, Curly | Thistle, Canada(1) |

(1) Top growth only.

RATES AND TIMINGS

Apply 1/2 to 1 pint of BANVEL Herbicide per treated acre on SEEDLING GRASS after the crop reaches the 3 - 5 leaf stage. Apply up to 2 pints of BANVEL Herbicide on well-established Perennial grass. DO NOT APPLY AFTER THE GRASS SEED CROP BEGINS TO JOINT. For best performance, make applications when weeds are in the 2-4 leaf stage and rosettes are less than 2 inches across. Use the higher level of listed rate ranges when treating more mature weeds or dense vegetative growth.

TANK MIX TREATMENTS

For control of grasses or additional broadleaf weeds, BANVEL Herbicide may be tank mixed with all broadleaf herbicides registered for use in Grass Seed Production. Read and follow the label of each tank mix product used for precautionary statements, directions for use, weeds controlled and geographic and other restrictions.

BROADCAST RATE PER TREATED ACRE:

Apply 1/2 to 2 pints BANVEL Herbicide with:

Product	Active Ingredient	Formulation	Amount of Product Per Acre
2,4-D Amine or Ester	2,4-D	4 lb/gal	1 - 4 pts (.5 - 2.0 lb ai/a)(1)
MCPA Amine	MCPA	4 lb/gal	1 - 2 pts (.5 - 1.0 lb ai/a)(1)
Buctril	bromoxynil(2)	2 lb/gal	1 - 2 pts
Curtail	clopyralid + 2,4-D	2.38 lb/gal	1 3/4 - 4 pts
Karmex	diuron(2)	80%DF	2 - 4 lbs
Stinger	clopyralid	3 lb/gal	1/4 - 1 pt

- (1) When using formulations other than 4 lb/gal use pounds active/acre listed.
- (2) Herbicides with the same common name and/or different formulations may be used.

ANNUAL GRASS CONTROL

For suppression of ANNUAL GRASS WEEDS such as:

- Brome, Downy (Cheatgrass)
- Brome, Ripgut
- Fescue, Rattail
- Windgrass

Apply up to 4 pints of BANVEL Herbicide per treated acre in the fall or late summer after harvest and burning of established grass seed crops. Applications should be made immediately following the first irrigation when the soil is moist and before weeds have more than 2 leaves.

**PREPLANT DIRECTIONS
(POST HARVEST\FALLOW\CROP STUBBLE\SET-A-SIDE)**

FOR BROADLEAF WEED CONTROL BEFORE WHEAT, CORN, SORGHUM, SOYBEANS

IMPORTANT

Observe all precautions. Read and follow mixing and application instructions

WEEDS CONTROLLED

BANVEL Herbicide may be applied alone or in tank mix combinations with other herbicides registered for this use.

BANVEL Herbicide can be applied either POST HARVEST in the fall, spring or summer during the FALLOW period or to CROP STUBBLE\SET-A-SIDE acres. BANVEL Herbicide, when applied at the recommended rates, will control many ANNUAL broadleaf weeds, see the WEEDS CONTROLLED section under small grains. In addition, BANVEL Herbicide will control or suppress the following BIENNIAL and PERENNIAL broadleaf weeds:

Alfalfa(1)	Nightshade, Silver
Artichoke, Jerusalem	Redvine
Bindweed, Field	Smartweed, Swamp
Bindweed, Hedge	Sowthistle, Perennial(1)
Blueweed, Texas	Spurge, Leafy
Bursage (Bur Ragweed,	Thistle, Bull
Povertyweed, Lakeweed)(1)	
Dandelion, Common(1)	Thistle, Canada(2)
Dock, Curly(1)	Thistle, Milk
Dogbane, Hemp	Thistle, Musk
Garlic, Wild(2)	Thistle, Plumeless
Horsenettle, Carolina	Thistle, Scotch
Knapweed, Diffuse	Trumpet creeper (Buckvine)
Knapweed, Spotted	

(1)Perennials may be controlled using BANVEL Herbicide at rates lower than those recommended for other listed perennial weeds. (See RATES AND TIMINGS under this heading).

(2)See the SPECIAL TANK MIX TREATMENTS section under this heading for specific control program for these weeds.

RATES AND TIMINGS

Apply BANVEL Herbicide as a broadcast or spot treatment to emerged and actively growing weeds after crop harvest (post harvest) and before a killing frost or in the fallow cropland or crop stubble the following spring or summer. Agriculturally approved spray additives, such as surfactants or oils, may be used to enhance spray coverage and the herbicides penetration of weed foliage. See CROPPING RESTRICTIONS for recommended interval between application and planting to prevent crop injury.

For best performance, make application when ANNUAL weeds are less than 6 inches tall, when BIENNIAL weeds are in the rosette stage and to PERENNIAL weed regrowth in late summer or fall following a mowing or tillage treatment. Most effective control of upright perennial broadleaf weeds, such as Canada thistle and Jerusalem artichoke, occurs if application is made when the majority of weeds, such as field bindweed and hedge bindweed, are best controlled when weeds are in or beyond the full bloom stage.

Avoid disturbing treated areas following application. Treatments may not kill weeds which develop from seed or underground plant parts, such as rhizomes or bulblets, after the effective period for BANVEL Herbicide. For seedling control, a follow-up program or other cultural practices could be instituted. For small grain in-crop uses of BANVEL Herbicide, see the RATES AND TIMINGS section under the SMALL GRAINS heading for details.

BANVEL Herbicide RATES PER TREATED ACRE:

Weed Type	Amount of Product Per Acre
Annual	1/2 - 1 pts (8 to 16 fl. oz)
Biennial	1 - 2 pts (16 to 32 fl. oz)
Perennial	1 - 4 pts (16 to 64 fl. oz)
Perennial suppression	1 - 2 pts (16 to 32 fl. oz)
Noted (1) perennials	2 - 4 pts (32 to 64 fl. oz)
Other perennials	4 pts (64 fl. oz)

Retreatments may be made as needed; however, do not exceed a total of 4 pints of BANVEL Herbicide per treated acre during any given fallow period.

TANK MIX TREATMENTS

BANVEL Herbicide may be tank mixed with one or more of, but not limited to, the following herbicides for control of grasses or additional broadleaf weeds. Read and follow the label of each tank mix product used for precautionary statements,

directions for use, rates and timings, weeds controlled and geographic or other restrictions.

BANVEL Herbicide BROADCAST RATE PER TREATED ACRE FOR ANNUAL WEED CONTROL:

Apply 1/4 to 1 pint BANVEL Herbicide with:

Product	Active Ingredient	Formulation	Amount of Product
			Per Acre
Aatrex 4L(1)	atrazine	4 lb/gal	0.5 - 6 pts
Aatrex Nine-O(1)	atrazine	90%DF	0.5 - 3.3 lbs
Amber(2)	triasulfuron	75%DF	0.28 - 0.35 oz
Ally(2)	metsulfuron-methyl	75%DF	0.1 oz
Bladex(1)	cyanazine	50%DF	2.7 - 3.6 lbs
Cyclone	paraquat	2 lb/gal	1 - 2 pts
Fallowmaster	glyphosate + dicamba	1.6 lb/gal	22 - 44 fluid oz
Finesse(2)	chlorsulfuron + metsulfuron-methyl	75%DF	0.2 oz
Gramoxone Extra	paraquat	2.5 lb/gal	1.5 pts
Kerb(1)	pronamide	50-W	0.5 - 1.0 lb
Landmaster BW	glyphosate + 2,4-D	2.4 lb/gal	27 - 54 fluid oz
Roundup or Roundup RT	glyphosate	3 lb/gal	8 - 48 fluid oz
Sencor DF(1)	metribuzin	75%DF	0.5 - 1 lb
Sencor 4(1)	metribuzin	4 lb/gal	0.75 - 1 1/2 pts
2,4-D	2,4-D	4 lb/gal	1-2 pts (0.5 - 1 lb ai/a)(3)

(1) Tank mixes of BANVEL Herbicide with these products may be subject to special restrictions. See the Product Label of the tank mix partner for intended use rates, restrictions and other precautions.

(2) When tank mixing with sulfonylurea herbicides refer to the product label for rates and restrictions. Use a surfactant of at least 80% active ingredient at the rate of 1 - 2 quarts/100 gallons of spray or not more than 0.25 - 0.5% by volume. Use the highest rate of surfactant when using the lower rate ranges of the tank mix and/or when treating more mature weeds or dense vegetative growth. Sulfonylurea resistant weeds may not be controlled by tank mixes of BANVEL Herbicide and a sulfonylurea. Refer to the BANVEL Herbicide tank mix section for alternative tank mixes.

(3) When using formulations other than 4 lb/gal use pounds active/acre listed.

BANVEL Herbicide BROADCAST RATE PER TREATED ACRE FOR BIENNIAL AND PERENNIAL WEED CONTROL:

Apply 1 to 4 pints of BANVEL Herbicide with:

Product	Active Ingredient	Formulation	Amount of Product Per Acre
Curtail	clopyralid + 2,4-D	2.38 lb/gal	2 - 4 pts
2,4-D	2,4-D	4 lb/gal	2 - 6 pts (1.0 - 3 lb ai/a)(1)
Landmaster BW	glyphosate + 2,4-D	2.4 lb/gal	54 fluid oz
Roundup	glyphosate	3.0 lb/gal	1 - 5 qts
Roundup RT	glyphosate	3.0 lb/gal	1 - 5 qts
Tordon 22K	picloram	2 lb/gal	1/2 - 1 pt

1 When using formulations other than 4 lb/gal use pounds active/acre listed.

SPECIAL TANK MIX TREATMENTS

For suppression of perennial weeds, apply 1/2 - 1 pints of BANVEL Herbicide with 8 - 16 fluid ounces of Roundup Herbicide or Roundup RT per treated acre.

For wild garlic control, apply 1 pints BANVEL Herbicide with 3 pints of 2,4-D LV Ester (4 lb/gal) per treated acre. Apply when wild garlic is 4 to 8 inches tall.

For Canada thistle control, use BANVEL Herbicide, BANVEL Herbicide plus Curtail, or BANVEL Herbicide plus Roundup Herbicide or Roundup RT tank mix treatments.

Application may be made during fallow periods for control of volunteer barley, bulbous bluegrass, downy brome, jointed goatgrass, common rye and volunteer wheat when they are actively growing. Use 1 pints BANVEL Herbicide with 1/2 to 1 lb Kerb 50W. Fall seeded wheat may be planted 9 months or more after application. For best performance, make application between mid-October and mid-December, prior to soil freeze up.

During fallow periods, apply BANVEL Herbicide plus Landmaster BW or Fallowmaster Herbicide to give improved control of kochia, wild buckwheat, prickly lettuce, field bindweed and Canada thistle. Use 1/8 - 1/4 pint of BANVEL Herbicide plus 22 - 54 fluid ounces of Landmaster BW or Fallowmaster Herbicide for annual weed control or 1/4 - 1/2 pint BANVEL Herbicide plus 22 - 54 fluid ounces of Landmaster BW or Fallowmaster Herbicide for perennial weed suppression.

CROPPING RESTRICTIONS

The following recommendations are based on BANVEL Herbicide use rates up to 4 pints per treated acre.

CORN, SORGHUM and SOYBEANS may be planted in the spring following applications made during the previous year. If less than 1 inch of rainfall occurs between application and first killing frost, treated areas should be cultivated to allow herbicide to come in contact with moist soil. Cultivation may take place before or immediately after ground thaw.

Soybean injury may occur if the interval between application and planting is less than specified. In areas with greater than 30 inches of rainfall, delay planting for 30 days per pint of BANVEL Herbicide per treated acre. In areas with less than 30 inches of rainfall, delay planting for 45 days per pint of BANVEL Herbicide per treated acre. Exclude days when ground is frozen.

WHEAT may be planted in the fall or spring following applications. Also, spot applications may be made any time prior to crop emergence if crop injury can be tolerated in treated areas. Wheat injury may occur if the interval between application and planting is less than specified.

East of the Mississippi River, the interval is 20 days per pint of BANVEL Herbicide per treated acre or 1.25 days per 1 ounce. Moisture is essential for BANVEL Herbicide degradation. Exclude days when ground is frozen.

West of the Mississippi River, the interval is 45 days per pint of BANVEL Herbicide per treated acre or 3 days per ounce. Moisture is essential for BANVEL Herbicide degradation. Exclude days when ground is frozen.

Following a normal harvest of barley, oats, or wheat, any rotational crop may be planted. If the interval before harvest is shortened, such as when cover crops will be plowed under, do not follow up with the planting of a sensitive crop.

**CONTROL OF PERENNIAL BROADLEAF WEEDS IN CROPLAND
(SPOT APPLICATION ONLY)**

For Use Only in the States of Idaho,
Montana, Nevada, Oregon, Utah,
and Washington.

IMPORTANT

Observe all precautions on pages ~~55-56~~. Read and follow mixing and application instructions on pages ~~55-56~~.

Do not treat subirrigated cropland or areas where the soil remains saturated with water throughout the year.

Make only one application of BANVEL Herbicide per year.

WEEDS CONTROLLED

BANVEL Herbicide, when applied at recommended rates, will control many broadleaf weeds including:

- | | |
|---------------------------------|-------------------|
| Bindweed, Field | Knapweed, Russian |
| Dock, Broadleaf
(Bitterdock) | Ragwort, Tansy |
| Dock, Curly | Spurge, Leafy |
| Knapweed, Black | Thistle, Canada |

RATES AND TIMINGS

BANVEL Herbicide may be applied at any time following a crop harvest to stubble fallow or other cropland. Application should be made when weeds are actively growing and prior to a killing frost.

Apply 2 qts. (2 lbs. a.i.) of BANVEL Herbicide per treated acre. Application may be made up to one month prior to the planting of wheat.

Note: Do not use unless injury to wheat or rotated barley will be acceptable.

Barley, oats, corn, sorghum (milo), annual or perennial grass crops may be planted into treated areas one year after application. Crops grown for seed (other than perennial grass seed) should not be planted into treated areas until three years after application. Do not plant broadleaf crops such as alfalfa, beans, peas, potatoes, or sugarbeets into treated areas until two years after application.

In most cases, treatments will not kill perennial weed seedlings which germinate from seed one or two years after treatment. Once the effect of the chemical has been lost, a follow-up program for seedling control or other cultural practices should be instituted.

WIPER APPLICATION USES

IMPORTANT

Observe all precautions on pages 

BANVEL Herbicide may be applied through wiper application equipment to control or suppress actively growing broadleaf weeds, brush and vines. Use a solution containing 1 part BANVEL Herbicide to 1 part water. Do not contact desirable vegetation with herbicide solution. Wiper application should only be made to crops (including pastures) and non-cropland areas described in this label with the exception of Grain Sorghum (Milo).

STORAGE AND DISPOSAL

PROHIBITIONS

Do not contaminate water, food or feed by storage or disposal.

STORAGE

Store in original container in a well-ventilated area separately from fertilizer, feed and foodstuffs. Avoid cross-contamination with other pesticides. Spillage or leakage should be contained and absorbed with clay granules, sawdust, or equivalent material for disposal.

PESTICIDE DISPOSAL

Triple rinse pesticide from containers and use rinsates in the pesticide application. Wastes which cannot be used according to label instructions may be disposed of on site or at an approved waste disposal facility.

CONTAINER DISPOSAL

Plastic or Metal: After triple rinsing (or equivalent), offer for recycling or reconditioning, or puncture and dispose of in a sanitary landfill, or by other procedures approved by state and local authorities, such as burning of plastic containers. If burned, stay out of smoke.

BULK STORAGE AND DISPOSAL: To be printed on labeling for bulk use only

AGITATE BEFORE USE

STORAGE AND DISPOSAL

PROHIBITIONS
Do not contaminate water, food, or feed by storage or disposal. Open dumping is prohibited. This product may not be mixed, loaded, or used with 50 feet of all wells including abandoned wells, drainage wells, and sinkholes.

STORAGE
Ground water contamination may be reduced by diking and flooring of permanent liquid bulk storage sites with an impermeable material.

PESTICIDE DISPOSAL
Pesticide spray mixture or rinsate that cannot be used according to label instructions must be disposed of according to Federal and local procedures under Subtitle C or the Resource Conservation and Recovery Act.

BULK TANK MAINTENANCE
Follow clean-out directions in Dealer Bulk Handling Guide for BANVEL Herbicide listed under Bulk Storage Tank Requirements.

GENERAL
Consult Federal, State, or local disposal authorities for approved alternative procedures, such as limited burning.

LIMITATION OF WARRANTY AND LIMITATION OF LIABILITY

NOTICE: Read this Limitation of Warranty and Limitation of Liability before buying or using this product. If the terms are not acceptable, return the product at once, unopened, and the purchase price will be refunded. It is impossible to eliminate all risks inherently associated with the use of this product. Crop injury, ineffectiveness, or

other unintended consequences may result because of such factors as weather conditions, presence of other materials, or the manner of use or application, all of which are beyond the control of Sandoz or seller. All such risks shall be assumed by buyer or user. Sandoz warrants that this product conforms to the chemical description on the label and is reasonably fit for the purposes stated in the Directions for Use, under normal use conditions, subject to the risks described above. **Sandoz makes no other express or implied warranty of fitness or of merchantability or any other express or implied warranty.** In no event shall Sandoz or seller be liable for any incidental, consequential or special damages resulting from the use or handling of this product. **The exclusive remedy of the user or buyer, and the exclusive liability of Sandoz or seller for any and all claims, losses, injuries or damages (including claims based on breach of warranty, contract, negligence, tort, strict liability or otherwise) resulting from the use or handling of this product, shall be the return of the purchase price of the product or, at the election of Sandoz or seller, the replacement of the product.** Sandoz and seller offer this product, and buyer and user accept it, subject to the foregoing limitations of warranty and limitation of liability, which may not be modified by any oral or written agreement.

REGISTERED TRADEMARKS

BANVEL® and FRONTIER® are registered trademarks of Sandoz Ltd.
SANDOZ CROP PROTECTION CORP. 1987

Prowl® is a registered trademark of American Cyanamid Company.
Atratrol®, Amber®, Beacon®, Bicep®, Concep®, Dual®, Evik®, Pramitol®, and Princep® are registered trademarks of Ciba Corporation, Agricultural Division.

Curtail®, Broadstrike®, Dowpon®, Garlon®, Spike®, Stinger® and Tordon® are registered trademarks of DowElanco Chemical Company.

Accent®, Ally®, Bladex®, Extrazine®, Express®, Finesse®, Glean®, Harmony®, Hyvar®, Karmex®, Krenite®, Lexone®, Oust®, and Velpar® are registered trademarks of E. I. duPont de Nemours & Co., Inc.

Sencor® is a registered trademark of Bayer Corporation.

Battalion®, Bronco®, Bullet®, Harness® Plus, Landmaster®, Lariat®, Lasso®, Permit®, Ramrod®, Roundup® and Screen® are registered trademarks of Monsanto Agricultural Products Company.

Asulox®, Buctril®, and Weedone® are registered trademarks of Rhone-Poulenc Chemical Company.

Eradicane®, Gramoxone®, Surpass® and Surpass® 100 and Sutan +® are registered trademarks of Zeneca Ag Products Inc.

Tiller® and Dakota® are registered trademarks of Hoechst-Roussel Agri-Vet Company.

Banvel® Herbicide, Marksman® Herbicide, Clarity® Herbicide, Guardsman® and Solicam® are registered trademarks of Sandoz Ltd.