



U.S. ENVIRONMENTAL PROTECTION AGENCY  
Office of Pesticide Programs  
Registration Division (H7505C)  
401 "M" St., S.W.  
Washington, D.C. 20460

EPA Reg. Number:  
55467-10

Date of Issuance:  
MAR 18 2005

NOTICE OF PESTICIDE:  
  x   Registration  
  —   Reregistration

Term of Issuance:  
Conditional

Name of Pesticide Product:  
Buccaneer Glyphosate  
Herbicide

(under FIFRA, as amended)

Name and Address of Registrant (include ZIP Code):

Tenkoz, Inc  
100 North Point Center East, Suite 330  
Alpharetta, GA 30022

**Note:** Changes in labeling differing in substance from that accepted in connection with this registration must be submitted to and accepted by the Registration Division prior to use of the label in commerce. In any correspondence on this product always refer to the above EPA registration number.

On the basis of information furnished by the registrant, the above named pesticide is hereby registered/reregistered under the Federal Insecticide, Fungicide and Rodenticide Act.

Registration is in no way to be construed as an endorsement or recommendation of this product by the Agency. In order to protect health and the environment, the Administrator, on his motion, may at any time suspend or cancel the registration of a pesticide in accordance with the Act. The acceptance of any name in connection with the registration of a product under this Act is not to be construed as giving the registrant a right to exclusive use of the name or to its use if it has been covered by others.

This product is conditionally registered in accordance with FIFRA section 3(c)(7)(A) provided that you:

1. Submit/cite all data required for registration/reregistration of your product when the Agency requires all registrants of similar products to submit such data.
2. Make the labeling changes listed below before you release the product for shipment.
  - a. Add the phrase "EPA Registration No. 55467-10."
  - b. Delete the phrase "to prevent transfer of this product onto desirable vegetation" from the Non-Agricultural Use Requirements box on both the container label and label booklet.
  - c. Add the subheadings "Pesticide Storage", "Pesticide Disposal", and "Container Disposal" to the Storage and Disposal sections of both your container label and label booklet.
3. Submit two (2) copies of your final printed labeling before you release the product for shipment.

If these conditions are not complied with, the registration will be subject to cancellation in accordance with FIFRA section 6(e). Your release for shipment of the product constitutes acceptance of these conditions.

A stamped copy of labeling is enclosed for your records *JKW*

Signature of Approving Official:

Date:

3-18-05

2/128

*file*

21147B4-1/53

---

---

# **BUCCANEER**

**glyphosate herbicide**

---

**TENKÖZ**

## **Complete Directions for Use**

EPA Reg. No. **55467-RN**

AVOID CONTACT OF HERBICIDE WITH FOLIAGE, GREEN STEMS, EXPOSED NON-WOODY ROOTS OR FRUIT OF CROPS (EXCEPT AS SPECIFIED FOR INDIVIDUAL ROUNDUP READY® CROPS), DESIRABLE PLANTS AND TREES, BECAUSE SEVERE INJURY OR DESTRUCTION MAY RESULT.

2003-1

3/120

**CONTENTS 2**

Not all products recommended on this label are registered for use in California. Check the registration status of each product in California before using.

Read the entire label before using this product.

Use only according to label instructions.

It is a violation of Federal law to use this product in any manner inconsistent with its labeling.

Read the "LIMIT OF WARRANTY AND LIABILITY" statement at the end of the label before buying or using. If terms are not acceptable, return at once unopened.

THIS IS AN END-USE PRODUCT. THIS COMPANY DOES NOT INTEND AND HAS NOT REGISTERED IT FOR REFORMULATION. SEE INDIVIDUAL CONTAINER LABEL FOR REPACKAGING LIMITATIONS.

**CONTENTS**

<b>1</b>	1.0	<b>INGREDIENTS</b> .....	5
<b>2</b>	2.0	<b>IMPORTANT PHONE NUMBERS</b> .....	5
<b>3</b>	3.0	<b>PRECAUTIONARY STATEMENTS</b> .....	6
	3.1	Hazards to Humans and Domestic Animals .....	6
	3.2	Environmental Hazards .....	7
	3.3	Physical or Chemical Hazards .....	8
<b>4</b>	4.0	<b>STORAGE AND DISPOSAL</b> .....	9
<b>5</b>	5.0	<b>GENERAL INFORMATION</b> (How this product works) .....	10
<b>6</b>	6.0	<b>MIXING</b> .....	12
	6.1	Mixing with Water .....	12
	6.2	Tank Mixing Procedure .....	12
	6.3	Mixing for Hand-Held Sprayers .....	14
	6.4	Surfactants .....	14
	6.5	Ammonium Sulfate .....	14
	6.6	Colorants or Dyes .....	15
	6.7	Drift Reduction Additives .....	15

4/100

**7** 7.0 APPLICATION EQUIPMENT AND TECHNIQUES .....15

7.1 Aerial Equipment .....16

7.2 Ground Broadcast Equipment .....19

7.3 Hand-Held or High-Volume Equipment .....20

7.4 Selective Equipment .....20

7.5 Injection Systems .....23

7.6 CDA Equipment.....23

**8** 8.0 ANNUAL AND PERENNIAL CROPS

(Alphabetical) .....24

8.1 Cereal and Grain Crops.....25

8.2 Corn .....27

8.3 Cotton .....30

8.4 Fallow Systems.....31

8.5 Grain Sorghum (Milo) .....33

8.6 Herbs and Spices.....35

8.7 Oil Seed Crops .....37

8.8 Soybeans.....37

8.9 Sugarcane .....39

8.10 Vegetable Crops.....41

8.11 Miscellaneous Crops.....44

**9** 9.0 TREE, VINE, AND SHRUB CROPS

(Alphabetical) .....46

9.1 Berry Crops .....50

9.2 Citrus .....52

9.3 Miscellaneous Tree Food Crops .....53

9.4 Non-Food Tree Crops .....53

9.5 Pome Fruit.....53

9.6 Stone Fruit.....54

9.7 Tree Nuts .....54

9.8 Tropical and Subtropical Trees and Fruits .....55

9.9 Vine Crops .....55

**10** 10.0 PASTURE GRASSES, FORAGE LEGUMES,

AND RANGELANDS.....56

10.1 Alfalfa, Clover, and Other Forage Legumes .....56

5/1/00

**CONTENTS 4**

10.2 Conservation Reserve Program (CRP) .....58

10.3 Grass Seed or Sod Production .....59

10.4 Pastures .....61

10.5 Rangelands .....62

**11 11.0 ROUNDUP READY CROPS .....63**

11.1 Canola with the Roundup Ready Gene .....66

11.2 Corn with the Roundup Ready Gene .....67

11.3 Cotton with the Roundup Ready Gene .....70

11.4 Soybeans with the Roundup Ready Gene .....71

**12 12.0 NON-CROP USES: FARMSTEAD, INDUSTRIAL,  
TURF AND ORNAMENTAL SITES .....73**

12.1 General Non-Crop Weed Control, Trim-and-Edge,  
Bare Ground .....73

12.2 Ornamentals, Plant Nurseries, Christmas Trees .....75

12.3 Chemical Mowing .....76

12.4 Turfgrass Renovation, Seed or Sod Production .....78

12.5 Cut Stumps .....79

12.6 Habitat Management .....80

12.7 Injection and Frill (Woody Brush and Trees) .....80

12.8 Parks, Recreational and Residential Areas .....81

12.9 Railroads .....81

12.10 Roadsides .....83

12.11 Conifer Release and Forestry Site Preparation .....86

**13 13.0 ANNUAL WEEDS RATE TABLE .....91**  
(Alphabetically by Species)

13.1 Annual Weeds—Rates for 10 to 40 GPA .....95

13.2 Annual Weeds—Tank Mixtures with 2,4-D, Dicamba, or  
Tordon 22K .....96

13.3 Annual Weeds—Hand-Held or High-Volume Equipment .....96

13.4 Annual Weeds—Tank Mixtures with Atrazine  
for Fallow and Reduced Tillage Systems .....97

6/100

**14** 14.0 PERENNIAL WEEDS RATE TABLE  
(Alphabetically by Species).....97

**15** 15.0 WOODY BRUSH AND TREES RATE TABLE  
(Alphabetically by Species).....107

**16** 16.0 LIMIT OF WARRANTY AND LIABILITY.....111

## 1.0 INGREDIENTS

### ACTIVE INGREDIENT:

*Glyphosate, N-(phosphonomethyl)glycine, in the form of its isopropylamine salt .....	41.0%
OTHER INGREDIENTS: .....	59.0%
	100.0%

\*Contains 480 grams per litre or 4 pounds per U.S. gallon of the active ingredient glyphosate, in the form of its isopropylamine salt. Equivalent to 356 grams per litre or 3 pounds per U.S. gallon of the acid, glyphosate.

No license granted under any non-U.S. patent(s).

## 2.0 IMPORTANT PHONE NUMBERS

1. FOR PRODUCT INFORMATION OR ASSISTANCE IN USING THIS PRODUCT, CALL YOUR NEAREST TENKOZ REPRESENTATIVE.

2. IN CASE OF AN EMERGENCY INVOLVING THIS HERBICIDE PRODUCT, OR FOR MEDICAL ASSISTANCE, CALL DAY OR NIGHT, 1-800-424-9300

## INGREDIENTS

5

7/100

**PRECAUTIONARY STATEMENTS 6**

**3.0 PRECAUTIONARY STATEMENTS**

**3.1 Hazards to Humans and Domestic Animals**

Keep out of reach of children.

**WARNING! AVISO!**

Si usted no entiende la etiqueta, busque a alguien para que se la explique a usted en detalle. (If you do not understand the label, find someone to explain it to you in detail.)

CAUSES SUBSTANTIAL BUT TEMPORARY EYE INJURY.

HARMFUL IF SWALLOWED OR INHALED.

Do not get in eyes or on clothing.

Avoid breathing vapor or spray mist.

**ACCEPTED  
with COMMENTS  
In EPA Letter Dated:**

MAR 18 2005

**Under the Federal Insecticide,  
Fungicide, and Rodenticide Act,  
as amended, for the pesticide  
registered under EPA Reg. No.**

55467-10

<b>FIRST AID:</b>	Call a poison control center or doctor for treatment advice.
<b>IF IN EYES</b>	<ul style="list-style-type: none"> <li>• Hold eye open and rinse slowly and gently with water for 15 - 20 minutes.</li> <li>• Remove contact lenses if present after the first 5 minutes then continue rinsing eye.</li> </ul>
<b>IF INHALED</b>	<ul style="list-style-type: none"> <li>• Remove individual to fresh air. If not breathing, give artificial respiration, preferably mouth-to-mouth. Get medical attention.</li> </ul>
<b>IF SWALLOWED</b>	<ul style="list-style-type: none"> <li>• This product will cause gastrointestinal tract irritation. Immediately dilute by swallowing water or milk. Get medical attention. <b>NEVER GIVE ANYTHING BY MOUTH TO AN UNCONSCIOUS PERSON.</b></li> </ul>
<ul style="list-style-type: none"> <li>• Have the product container or label with you when calling a poison control center or doctor, or going for treatment.</li> <li>• This product is identified as <b>Buccaneer Glyphosate Herbicide, EPA Registration No. 55467</b>.</li> <li>• You may also contact <b>1-800-424-9300</b> day or night, for emergency medical treatment information.</li> </ul>	

1-800-424-9300

8/12/04

**DOMESTIC ANIMALS:** This product is considered to be relatively nontoxic to dogs and other domestic animals; however, ingestion of this product or large amounts of freshly sprayed vegetation may result in temporary gastrointestinal irritation (vomiting, diarrhea, colic, etc.). If such symptoms are observed, provide the animal with plenty of fluids to prevent dehydration. Call a veterinarian if symptoms persist for more than 24 hours.

**Personal Protective Equipment (PPE)**

**Applicators and other handlers must wear:** long-sleeved shirt and long pants, shoes plus socks, and protective eyewear.

Discard clothing and other absorbent materials that have been drenched or heavily contaminated with this product's concentrate. Do not reuse them. Follow manufacturer's instructions for cleaning/maintaining PPE. If no such instructions for washables, use detergent and hot water. Keep and wash PPE separately from other laundry.

When handlers use closed systems, enclosed cabs, or aircraft in a manner that meets the requirements listed in Worker Protection Standard (WPS) for agricultural pesticides [40 CFR 170.240 (d) (4-6)], the handler PPE requirements may be reduced or modified as specified in the WPS.

**User Safety Recommendations**  
Users should:  
• Wash hands before eating, drinking, chewing gum, using tobacco, or using the toilet.  
• Remove clothing immediately if pesticide gets inside. Then wash thoroughly and put on clean clothing.

### 3.2 Environmental Hazards

Do not apply directly to water, to areas where surface water is present or to intertidal areas below the mean high water mark. Do not contaminate water when cleaning equipment or disposing of equipment washwaters.

## PRECAUTIONARY STATEMENTS 7



9/120

**PRECAUTIONARY STATEMENTS 8**

**3.3 Physical or Chemical Hazards**

Spray solutions of this product should be mixed, stored and applied using only stainless steel, aluminum, fiberglass, plastic or plastic-lined steel containers.

DO NOT MIX, STORE OR APPLY THIS PRODUCT OR SPRAY SOLUTIONS OF THIS PRODUCT IN GALVANIZED STEEL OR UNLINED STEEL (EXCEPT STAINLESS STEEL) CONTAINERS OR SPRAY TANKS. This product or spray solutions of this product react with such containers and tanks to produce hydrogen gas which may form a highly combustible gas mixture. This gas mixture could flash or explode, causing serious personal injury, if ignited by open flame, spark, welder's torch, lighted cigarette or other ignition source.

**DIRECTIONS FOR USE**

It is a violation of Federal law to use this product in any manner inconsistent with its labeling. This product can only be used in accordance with the Directions for Use on this label or in separately published Supplemental Labeling.

Do not apply this product in a way that will contact workers or other persons, either directly or through drift. Only protected handlers may be in the area during application. For any requirements specific to your State or Tribe, consult the agency responsible for pesticide regulations.

**Agricultural Use Requirements**

Use this product only in accordance with its labeling and with the Worker Protection Standard, 40 CFR part 170. This Standard contains requirements for the protection of agricultural workers on farms, forests, nurseries, and greenhouses, and handlers of agricultural pesticides. It contains requirements for training, decontamination, notification, and emergency assistance. It also contains specific instructions and exceptions pertaining to the statements on this label about personal protective equipment (PPE) and restricted entry intervals. The requirements of this box only apply to uses of this product that are covered by the Worker Protection Standard.

10/1000

Do not enter or allow worker entry into treated areas during the restricted entry interval (REI) of 12 hours.

PPE required for early entry to treated areas that is permitted under the Worker Protection Standard and that involves contact with anything that has been treated, such as plants, soil, or water is: coveralls, chemical resistant gloves (EPA Chemical Resistance Category A), 8 mils in thickness or greater composed of materials such as butyl rubber, natural rubber, neoprene, rubber or nitrile rubber, shoes plus socks and protective eyewear.

**Non-Agricultural Use Requirements**

The requirements in this box apply to uses of this product that are NOT within the scope of the Worker Protection Standard for agricultural pesticides (40 CFR Part 170). The WPS applies when this product is used to produce agricultural plants on farms, forests, nurseries or greenhouses.

Keep people and pets out of treated areas until spray solution has dried to prevent transfer of this product onto desirable vegetation.

**4.0 STORAGE AND DISPOSAL**

Do not contaminate water, foodstuffs, feed or seed by storage or disposal.

Keep container closed to prevent spills and contamination.

Wastes resulting from the use of this product that cannot be used or chemically reprocessed should be disposed of in a landfill approved for pesticide disposal or in accordance with applicable Federal, state, or local procedures.

Emptied container retains vapor and product residue. Observe all labeled safeguards until container is cleaned, reconditioned, or destroyed.

See container label for STORAGE AND DISPOSAL instructions.

**PRECAUTIONARY STATEMENTS 9**

W/100

**GENERAL INFORMATION 10**

**5.0 GENERAL INFORMATION  
(How this product works)**

**Product Description:** This product is a postemergent, systemic herbicide with no soil residual activity. It is generally non-selective and gives broad-spectrum control of many annual weeds, perennial weeds, woody brush and trees. It is formulated as a water-soluble liquid. It may be applied through most standard industrial or field-type sprayers after dilution and thorough mixing with water or other carriers according to label instructions.

**Time to Symptoms:** This product moves through the plant from the point of foliage contact to and into the root system. Visible effects on most annual weeds occur within 2 to 4 days, but on most perennial weeds may not occur for 7 days or more. Extremely cool or cloudy weather following treatment may slow activity of this product and delay development of visual symptoms. Visible effects are a gradual wilting and yellowing of the plant which advances to complete browning of above-ground growth and deterioration of underground plant parts.

**Stage of Weeds:** Annual weeds are easiest to control when they are small. Best control of most perennial weeds is obtained when treatment is made at late growth stages approaching maturity. Refer to the "ANNUAL WEEDS", "PERENNIAL WEEDS" and "WOODY BRUSH AND TREES RATE TABLES" for recommendations for specific weeds.

Always use the higher rate of this product per acre within the recommended range when weed growth is heavy or dense or weeds are growing in an undisturbed (noncultivated) area.

Do not treat weeds under poor growing conditions such as drought stress, disease or insect damage, as reduced weed control may result. Reduced results may also occur when treating weeds heavily covered with dust.

**Cultural Considerations:** Reduced control may result when applications are made to annual or perennial weeds that have been mowed, grazed, or cut, and have not been allowed to regrow to the recommended stage for treatment.

12/1/00

**Rainfastness:** Heavy rainfall soon after application may wash this product off of the foliage and a repeat application may be required for adequate control.

**Spray Coverage:** For best results, spray coverage should be uniform and complete. Do not spray weed foliage to the point of runoff.

**Mode of Action:** The active ingredient in this product inhibits an enzyme found only in plants and microorganisms that is essential to formation of specific amino acids.

**No Soil Activity:** Weeds must be emerged at the time of application to be controlled by this product. Weeds germinating from seed after application will not be controlled. Unemerged plants arising from unattached underground rhizomes or root stocks of perennials will not be affected by the herbicide and will continue to grow.

**Biological Degradation:** Degradation of this product is primarily a biological process carried out by soil microbes.

**Tank Mixing:** This product does not provide residual weed control. For subsequent residual weed control, follow a label-approved herbicide program. Read and carefully observe the cautionary statements and all other information appearing on the labels of all herbicides used. Use according to the most restrictive label directions for each product in the mixture.

Buyer and all users are responsible for all loss or damage in connection with the use or handling of mixtures of this product with herbicides or other materials that are not expressly recommended in this labeling. Mixing this product with herbicides or other materials not recommended on this label may result in reduced performance.

When this label recommends a tank mixture with a generic active ingredient such as diuron, atrazine, 2,4-D, or dicamba, the user is responsible for ensuring that the mixture product's label allows the specific application.

**Annual Maximum Use Rate:** Except as otherwise specified in a crop section of this label, the combined total of all treatments must not exceed 8 quarts of this product per acre per year. For applications in non-crop sites or in tree, vine, or shrub crops, the combined total of all treatments must not exceed 10.6 quarts of this product per acre per

**GENERAL INFORMATION 11**

13/120

## MIXING 12

year. The maximum use rates stated throughout this product's labeling apply to this product combined with the use of all other herbicides containing glyphosate or sulfosate as the active ingredient, whether applied as mixtures or separately. Calculate the application rates and ensure that the total use of this and other glyphosate or sulfosate containing products does not exceed stated maximum use rate.

**NOTE:** Use of this product in any manner not consistent with this label may result in injury to persons, animals or crops, or other unintended consequences.

### 6.0 MIXING

Clean sprayer parts immediately after using this product by thoroughly flushing with water.

**NOTE:** REDUCED RESULTS MAY OCCUR IF WATER CONTAINING SOIL IS USED, SUCH AS VISIBLY MUDDY WATER OR WATER FROM PONDS AND DITCHES THAT IS NOT CLEAR.

### 6.1 Mixing with Water

This product mixes readily with water. Mix spray solutions of this product as follows: Fill the mixing or spray tank with the required amount of water. Add the recommended amount of this product near the end of the filling process and mix well. Use caution to avoid siphoning back into the carrier source. Use approved anti-back-siphoning devices where required by state or local regulations. During mixing and application, foaming of the spray solution may occur. To prevent or minimize foam, avoid the use of mechanical agitators, terminate by-pass and return lines at the bottom of the tank and, if needed, use an approved anti-foam or defoaming agent.

### 6.2 Tank Mixing Procedure

Mix labeled tank mixtures of this product with water as follows:

1. Place a 20- to 35-mesh screen or wetting basket over filling port.

14/120

2. Through the screen, fill the spray tank one-half full with water and start agitation.
3. If ammonium sulfate is used add it slowly through the screen into the tank. Continue agitation. Ensure that dry ammonium sulfate is completely dissolved in the spray tank before adding other products.
4. If a wettable powder is used, make a slurry with the water carrier, and add it SLOWLY through the screen into the tank. Continue agitation.
5. If a flowable formulation is used, premix one part flowable with one part water. Add diluted mixture SLOWLY through the screen into the tank. Continue agitation.
6. If an emulsifiable concentrate formulation is used, premix one part emulsifiable concentrate with two parts water. Add diluted mixture slowly through the screen into the tank. Continue agitation.
7. Continue filling the spray tank with water and add the required amount of this product near the end of the filling process.
8. If a nonionic surfactant is used, add it to the spray tank before completing the filling process.
9. Add individual formulations to the spray tank as follows: wettable powder, flowable, emulsifiable concentrate, drift reduction additive, water-soluble liquid followed by surfactant.

Maintain good agitation at all times until the contents of the tank are sprayed. If the spray mixture is allowed to settle, thorough agitation is required to resuspend the mixture before spraying is resumed.

Keep by-pass line on or near the bottom of the tank to minimize foaming. Screen size in nozzle or line strainers should be no finer than 50 mesh.

Always predetermine the compatibility of labeled tank mixtures of this product with water carrier by mixing small proportional quantities in advance. Ensure that the specific tank mixture product is registered for application at the desired site.

Refer to the "Tank Mixing" section of "GENERAL INFORMATION" for additional precautions.

15/100

**MIXING 14**

### 6.3 Mixing for Hand-Held Sprayers

Prepare the desired volume of spray solution by mixing the amount of this product in water as shown in the following table.

**Spray Solution**

Desired Volume	Amount of Buccaneer Glyphosate Herbicide					
	0.5%	1%	1.5%	2%	5%	10%
1 gal	0.7 oz	1.3 oz	2 oz	2.7 oz	6.5 oz	13 oz
25 gal	1 pt	1 qt	1.5 qt	2 qt	5 qt	10 qt
100 gal	2 qt	1 gal	1.5 gal	2 gal	5 gal	10 gal

2 tablespoons = 1 fluid ounce

For use in knapsack sprayers, it is suggested that the recommended amount of this product be mixed with water in a larger container. Fill sprayer with the mixed solution.

### 6.4 Surfactants

Nonionic surfactants (NIS) or wetting agents that are labeled for use with herbicides may be added to the spray solution. Do not reduce rates of this herbicide when adding surfactants. Read and carefully observe cautionary statements and other information appearing on the additives label.

When adding additional surfactant, use 0.5 percent surfactant concentration (2 quarts per 100 gallons of spray solution) when using surfactants that contain at least 70 percent active surfactant, or a 1 percent surfactant concentration (4 quarts per 100 gallons of spray solution) for those surfactants containing less than 70 percent active surfactant.

### 6.5 Ammonium Sulfate

The addition of 1 to 2 percent dry ammonium sulfate by weight or 8.5 to 17 pounds per 100 gallons of water may increase the performance of this product, particularly under hard water conditions, drought conditions or when tank mixed with certain residual herbicides, on annual and perennial weeds. The equivalent rate of ammonium sulfate in a liquid formulation may also be used. Ensure that dry ammonium sulfate is

16/120

completely dissolved in the spray tank before adding herbicides or surfactants. Thoroughly rinse the spray system with clean water after use to reduce corrosion.

**NOTE:** When using ammonium sulfate, apply this product at rates recommended in this label. Lower rates will result in reduced performance. The use of ammonium sulfate as an additive does not preclude the need for additional surfactant.

## 6.6 Colorants or Dyes

Agriculturally approved colorants or marking dyes may be added to this product. Colorants or dyes used in spray solutions of this product may reduce performance, especially at lower rates or dilutions. Use colorants or dyes according to the manufacturer's recommendations.

## 6.7 Drift Reduction Additives

Drift reduction additives may be used with all equipment types, except wiper applicators, sponge bars and Controlled Droplet Applicator (CDA) equipment. When a drift reduction additive is used, read and carefully observe the cautionary statements and all other information appearing on the additive label. The use of drift reduction additives can affect spray coverage which may result in reduced performance.

## 7.0 APPLICATION EQUIPMENT AND TECHNIQUES

Do not apply this product through any type of irrigation system.

This product may be applied with the following application equipment:

**Aerial**—Fixed Wing and Helicopter

**Ground Broadcast Spray**—Boom or boomless systems, pull-type sprayer, floaters, pick-up sprayers, spray coupes and other ground broadcast equipment.

**Hand-Held or High-Volume Spray Equipment**—Knapsack and backpack sprayers, pump-up pressure sprayers, handguns, handwands,



17/100

**APPLICATION EQUIPMENT 16**

mistblowers\*, lances and other hand-held and motorized spray equipment used to direct the spray onto weed foliage.

\*This product is not registered in California or Arizona for use in mistblowers.

**Selective Equipment**—Recirculating sprayers, shielded and hooded sprayers, wiper applicators and sponge bars.

**Injection Systems**—Aerial or ground injection sprayers.

**Controlled Droplet Applicator (CDA)**—Hand-held or boom-mounted applicators which produce a spray consisting of a narrow range of droplet sizes.

APPLY THESE SPRAY SOLUTIONS IN PROPERLY MAINTAINED AND CALIBRATED EQUIPMENT CAPABLE OF DELIVERING DESIRED VOLUMES.

**SPRAY DRIFT MANAGEMENT**

AVOID DRIFT. EXTREME CARE MUST BE USED WHEN APPLYING THIS PRODUCT TO PREVENT INJURY TO DESIRABLE PLANTS AND CROPS.

Do not allow the herbicide solution to mist, drip, drift or splash onto desirable vegetation since minute quantities of this product can cause severe damage or destruction to the crop, plants or other areas on which treatment was not intended.

Avoiding spray drift at the application site is the responsibility of the applicator. The interaction of many equipment and weather-related factors determine the potential for spray drift. The applicator and the grower is responsible for considering all these factors when making decisions.

**7.1 Aerial Equipment**

DO NOT APPLY THIS PRODUCT USING AERIAL SPRAY EQUIPMENT EXCEPT UNDER CONDITIONS AS SPECIFIED WITHIN THIS LABEL.

Use the recommended rates of this herbicide in 3 to 15 gallons of water per acre unless otherwise specified on this label. Unless otherwise specified, do not exceed 1 quart per acre. Refer to the individual use area sections of this label for recommended volumes, application rates, and further instructions.

18/126

FOR AERIAL APPLICATION IN CALIFORNIA OR SPECIFIC COUNTIES THEREIN, OR ARKANSAS, REFER TO THE FEDERAL SUPPLEMENTAL LABEL FOR AERIAL APPLICATIONS IN THAT STATE OR COUNTY FOR SPECIFIC INSTRUCTIONS, RESTRICTIONS AND REQUIREMENTS

This product plus dicamba tank mixtures may not be applied by air in California.

Ensure uniform application—To avoid streaked, uneven or overlapped application, use appropriate marking devices.

**AERIAL SPRAY DRIFT MANAGEMENT**

The following drift management requirements must be followed to avoid off-target drift movement from aerial applications to agricultural field crops.

1. The distance of the outermost nozzles on the boom must not exceed 3/4 the length of the wingspan or rotor.
2. Nozzles must always point backward, parallel with the air stream and never be pointed downwards more than 45 degrees. Where states have more stringent regulations, they should be observed.

**Importance of Droplet Size**

The most effective way to reduce drift potential is to apply large droplets. The best drift management strategy is to apply the largest droplets that provide sufficient coverage and control. Applying larger droplets reduces drift potential, but will not prevent drift if applications are made improperly, or under unfavorable environmental conditions (see the "Wind", "Temperature and Humidity", and "Temperature Inversions" sections of this label).

**Controlling Droplet Size**

- **Volume:** Use high-flow-rate nozzles to apply the highest practical spray volume. Nozzles with the higher rated flows produce larger droplets.
- **Pressure:** Use the lower spray pressures recommended for the nozzle. Higher pressure reduces droplet size and does not improve canopy penetration. When higher flow rates are needed, use higher-flow-rate nozzles instead of increasing pressure.

**APPLICATION EQUIPMENT 17**

19/120

**APPLICATION EQUIPMENT 18**

- **Number of nozzles:** Use the minimum number of nozzles that provide uniform coverage.
- **Nozzle orientation:** Orienting nozzles so that the spray is released backwards, parallel to the airstream, will produce larger droplets than other orientations. Significant deflection from the horizontal will reduce droplet size and increase drift potential.
- **Nozzle type:** Use a nozzle type that is designed for the intended application. With most nozzle types, narrower spray angles produce larger droplets. Consider using low-drift nozzles. Solid stream nozzles oriented straight back produce larger droplets than other nozzle types.
- **Boom length:** For some use patterns, reducing the effective boom length to less than 3/4 of the wingspan or rotor length may further reduce drift without reducing swath width.
- **Application height:** Applications should not be made at a height greater than 10 feet above the top of the largest plants unless a greater height is required for aircraft safety. Making applications at the lowest height that is safe reduces the exposure of the droplets to evaporation and wind.

**Swath Adjustment**

When applications are made with a crosswind, the swath will be displaced downwind. Therefore, on the up and downwind edges of the field, the applicator must compensate for this displacement by adjusting the path of the aircraft upwind. Swath adjustment distance should increase, with increasing drift potential (higher wind, smaller droplets, etc.).

**Wind**

Drift potential is lowest between wind speeds of 2 to 10 miles per hour. However, many factors, including droplet size and equipment type determine drift potential at any given speed. Application should be avoided below 2 miles per hour due to variable wind direction and high inversion potential. **NOTE:** Local terrain can influence wind patterns. Every applicator should be familiar with local wind patterns and how they affect drift.

**Temperature and Humidity**

When making applications in low relative humidity, set up equipment to

20/120

produce larger droplets to compensate for evaporation. Droplet evaporation is most severe when conditions are both hot and dry.

**Temperature Inversions**

Applications should not occur during a temperature inversion because drift potential is high. Temperature inversions restrict vertical air mixing, which causes small suspended droplets to remain in a concentrated cloud. This cloud can move in unpredictable directions due to the light variable winds common during inversions. Temperature inversions are characterized by increasing temperatures with altitude and are common on nights with limited cloud cover and light to no wind. They begin to form as the sun sets and often continue into the morning. Their presence can be indicated by ground fog; however, if fog is not present, inversions can also be identified by the movement of smoke from a ground source or an aircraft smoke generator. Smoke that layers and moves laterally in a concentrated cloud (under low wind conditions) indicates an inversion, while smoke that moves upward and rapidly dissipates indicates good vertical air mixing.

**Sensitive Areas**

The product should only be applied when the potential for drift to adjacent sensitive areas (e.g., residential areas, bodies of water, known habitat for threatened or endangered species, non-target crops) is minimal (e.g., when wind is blowing away from the sensitive areas).

Avoid direct application to any body of water.

**Aircraft Maintenance**

Thoroughly wash aircraft, especially landing gear, after each day of spraying to remove residues of this product accumulated during spraying or from spills. **PROLONGED EXPOSURE OF THIS PRODUCT TO UNCOATED STEEL SURFACES MAY RESULT IN CORROSION AND POSSIBLE FAILURE OF THE PART. LANDING GEAR IS MOST SUSCEPTIBLE.** The maintenance of an organic coating (paint), which meets aerospace specification MIL-C-38413, may prevent corrosion.

**7.2 Ground Broadcast Equipment**

Use the recommended rates of this product in 3 to 40 gallons of water

2/12/00

**APPLICATION EQUIPMENT 20**

per acre as a broadcast spray unless otherwise specified. As density of weeds increases, spray volume should be increased within the recommended range to ensure complete coverage. Carefully select proper nozzles to avoid spraying a fine mist. For best results with ground application equipment, use flat spray nozzles. Check for even distribution of spray droplets.

**7.3 Hand-Held or High-Volume Equipment**

Apply to foliage of vegetation to be controlled. For applications made on a spray-to-wet basis, spray coverage should be uniform and complete. Do not spray to the point of runoff. Use coarse sprays only. For recommended rates and timing, refer to the "ANNUAL WEEDS—Hand-Held or High-Volume Equipment" section of this product label.

**7.4 Selective Equipment**

This product may be applied through recirculating spray systems, shielded applicators, hooded sprayers, wiper applicators or sponge bars, after dilution and thorough mixing with water, to listed weeds growing in any non-crop site specified on this label.

In cropping systems, hooded sprayers, shielded sprayers, and wipers may be used in row middles (in between rows of crop plants) where any dripping or leaking will not contact crop foliage, when listed under "TYPES OF APPLICATION" in the crop sections of this product's labeling. Such equipment must be capable of preventing all crop contact with herbicide solutions and operated without leakage of spray mists or dripping onto crop. Wipers over-the-top of crops may be used only when specifically recommended in this product's labeling.

**AVOID CONTACT OF HERBICIDE WITH DESIRABLE VEGETATION.**

Contact of the herbicide solution with desirable vegetation may result in damage or destruction. Applicators used above desirable vegetation should be adjusted so that the lowest spray stream or wiper contact

22/120

point is at least 2 inches above the desirable vegetation. Droplets, mist, foam or splatter of the herbicide solution settling on desirable vegetation may result in discoloration, stunting or destruction.

Applications made above the crops should be made when the weeds are a minimum of 6 inches above the desirable vegetation. Better results may be obtained when more of the weed is exposed to the herbicide solution. Weeds not contacted by the herbicide solution will not be affected. This may occur in dense clumps, severe infestations or when the height of the weeds varies so that not all weeds are contacted. In these instances, repeat treatment may be necessary.

**Recirculating Spray System**

A recirculating spray system directs the spray solution onto weeds growing above desirable vegetation, while spray solution not intercepted by weeds is collected and returned to the spray tank for reuse.

**Shielded and Hooded Applicators**

When applied under the conditions described in the following paragraphs for shielded and hooded applications, this product at recommended rates will control those weeds listed in the "ANNUAL WEEDS RATE TABLE" and "PERENNIAL WEEDS RATE TABLE" sections of this label. A hooded sprayer is a type of shielded applicator where the spray pattern is fully enclosed including top, sides, front and back, thereby shielding the crop from the spray solution. Keep shields on these sprayers adjusted to protect desirable vegetation. When applying to crops grown on raised beds, ensure that the hood is designed to completely enclose the spray solution. If necessary, extend the front and rear flaps of the hoods to reach the ground in deep furrows. **EXTREME CARE MUST BE EXERCISED TO AVOID CONTACT OF HERBICIDE WITH DESIRABLE VEGETATION.**

This equipment must be set up and operated in a manner that avoids bouncing or raising the hoods off the ground in any way. If the hoods are raised, spray particles may escape and come into contact with the crop, causing damage or destruction of the crop. Avoid operation on rough or sloping ground where the spray hoods might be raised off the ground.

Use hoods designed to minimize excessive dripping or run-off down the insides of the hoods. A single, low pressure/ low drift flat-fan nozzle with

23/100

## APPLICATION EQUIPMENT 22

an 80 to 95 degree spray angle positioned at the top center of the hood is recommended. Spray volume should be 20 to 30 gallons per acre.

These procedures will reduce the potential for crop injury:

- The spray hoods must be operated on the ground or skimming across the ground.
- Leave at least an 8-inch untreated strip over the drill row. For example, if the crop row width is 38 inches, the maximum width of the spray hood should be 30 inches.
- Maximum tractor speed: 5 miles per hour to avoid bouncing of the spray hoods.
- Maximum wind speed: 10 miles per hour.
- Use low-drift nozzles that provide uniform coverage within the treated area.

Crop injury may occur when the foliage of treated weeds comes into direct contact with leaves of the crop. Do not apply this product when the leaves of the crop are growing in direct contact with weeds to be treated. Droplets, mist, foam or splatter of the herbicide solution may contact the crop and cause discoloration, stunting or destruction.

### Wiper Applicators

When applied under the conditions described in the following paragraphs, this product **CONTROLS** many weeds, including volunteer corn, Texas panicum, common rye, shattercane, sicklepod, spanishneedles and bristly starbur; and **SUPPRESSES** many weeds including Florida beggarweed, Bermudagrass, hemp dogbane, dogfennel, guineagrass, johnsongrass, milkweed, silverleaf nightshade, redroot pigweed, giant ragweed, smutgrass, sunflower, Canada thistle, musk thistle, vaseygrass, velvetleaf.

Wiper applicators are devices that physically wipe appropriate amounts of this product directly onto the weed.

Equipment must be designed, maintained and operated to prevent the herbicide solution from contacting desirable vegetation. Operate this equipment at ground speeds no greater than 5 miles per hour. Performance may be improved by reducing speed in areas of heavy weed infestations to ensure adequate wiper saturation. Better results may be obtained if two applications are made in opposite directions.

Avoid leakage or dripping onto desirable vegetation. Adjust height of

24/120

applicator to ensure adequate contact with weeds. Keep wiping surfaces clean. Be aware that, on sloping ground, the herbicide solution may migrate, causing dripping on the lower end and drying of the wicks on the upper end of a wiper applicator.

Do not use wiper equipment when weeds are wet.

Mix only the amount of solution to be used during a 1-day period, as reduced activity may result from use of leftover solutions. Clean wiper parts immediately after using this product by thoroughly flushing with water.

Do not add surfactant to the herbicide solution.

**For Rope or Sponge Wick Applicators**—Solutions ranging from 33 to 75 percent of this product in water may be used. Apply this solution to weeds listed in this section.

**For Panel Applicators**—Solutions ranging from 33 to 100 percent of this product in water may be used in panel wiper applicators.

## 7.5 Injection Systems

This product may be used in aerial or ground injection spray systems. It may be used as a liquid concentrate or diluted prior to injecting into the spray stream. Do not mix this product with the concentrate of other products when using injection systems.

## 7.6 CDA Equipment

The rate of this product applied per acre by vehicle-mounted CDA equipment must not be less than the amount recommended in this label when applied by conventional broadcast equipment. For vehicle-mounted CDA equipment, apply 2 to 15 gallons of water per acre.

For the control of annual weeds with hand-held CDA units, apply a 20 percent solution of this product at a flow rate of 2 fluid ounces per minute and a walking speed of 1.5 miles per hour (1 quart per acre). For the control of perennial weeds, apply a 20 to 40 percent solution of this product at a flow rate of 2 fluid ounces per minute and a walking speed of 0.75 miles per hour (2 to 4 quarts per acre).



28/100

**CROPS 24**

Controlled droplet application equipment produces a spray pattern that is not easily visible. Extreme care must be exercised to avoid spray or drift contacting the foliage or any other green tissue of desirable vegetation, as damage or destruction may result.

**8.0 ANNUAL AND PERENNIAL CROPS  
(Alphabetical)**

**NOTE:** THIS SECTION GIVES GENERAL DIRECTIONS THAT APPLY TO ALL LISTED CROPS WITHIN SECTION 8 GROUPED ALPHABETICALLY BELOW. SEE THE INDIVIDUAL CROP CATEGORIES FOR SPECIFIC INSTRUCTIONS, PREHARVEST INTERVALS, AND ADDITIONAL PRECAUTIONS AND RESTRICTIONS.

See the "ROUNDUP READY CROPS" section of this label or separately published Supplemental Labeling for instructions for treating Roundup Ready crops.

**TYPES OF APPLICATIONS:** Chemical Fallow, Preplant Fallow Beds, Preplant, Preemergence, At-Planting, Hooded Sprayers in Row-Middles, Shielded Sprayers in Row-Middles, Wiper Applications in Row-Middles, and Post-Harvest Treatments.

**GENERAL USE INSTRUCTIONS:**

Apply this product during fallow intervals preceding planting, prior to planting or transplanting, at-planting, or preemergent to annual and perennial crops listed in this label, except where specifically limited. For any crop not listed in this label, applications must be made at least 30 days prior to planting. Unless otherwise specified, weed control applications may be made according to the rates listed in the "ANNUAL WEEDS", "PERENNIAL WEEDS", and "WOODY BRUSH AND TREES RATE TABLES" in this label. Repeat applications may be made up to a maximum of 8 quarts per acre per year.

Post-directed hooded sprayers and wiper equipment capable of preventing all crop contact with herbicide solutions may be used in mulched or unmulched row middles after crop establishment. Where specifically noted below, wipers may also be used above certain crops to control tall

26/120

weeds. Refer to the "Selective Equipment" section of this label for essential precautions when using hooded sprayers or wipers to avoid crop injury caused by leakage of spray mists or dripping onto crops. Crop injury is possible with these applications and shall be the sole responsibility of the applicator.

The maximum use rates stated throughout this product's labeling apply to this product combined with the use of all other herbicides containing glyphosate or sulfosate as the active ingredient, whether applied as mixtures or separately. Calculate the application rates and ensure that the total use of this and other glyphosate or sulfosate containing products does not exceed stated maximum use rate.

GENERAL PRECAUTIONS, RESTRICTIONS: Avoid contact of herbicide with foliage, green shoots or stems, bark, exposed roots (including those emerging from plastic mulch), or fruit of crops because severe injury or destruction may result. When making preemergence and at-planting applications, applications must be made before crop emergence to avoid severe crop injury. Broadcast applications made at emergence will result in injury or death to emerged seedlings. Apply before seed germination in coarse sandy soils to further minimize the risk of injury. Unless otherwise specified in this product's labeling, treatments with selective equipment including wipers and hooded sprayers must be made at least 14 days prior to harvest. Post-harvest or fallow applications must be made at least 30 days prior to planting any non-labeled crop. See "APPLICATION EQUIPMENT AND TECHNIQUES" section of this label for additional information.

In crops where spot treatments are allowed, do not treat more than 10 percent of the total field to be harvested. The crop receiving spray in treated area will be killed. Take care to avoid drift or spray outside the target area for the same reason.

For broadcast postemergent treatments, do not harvest or feed treated vegetation for 8 weeks following application, unless otherwise specified.

## 8.1 Cereal and Grain Crops

LABELED CROPS: Barley, Buckwheat, Millet (pearl, proso), Oats, Rice, Rye, Quinoa, Teff, Teosinte, Triticale, Wheat (all types), Wild Rice.

**CROPS**

**25**

27/100

**CROPS 26**

**PRECAUTIONS, RESTRICTIONS:** Do not treat rice fields or levees when field contains water.

**TYPES OF APPLICATIONS:** Those listed in Section 8.0 plus the following: Red Rice Control Prior to Planting Rice, Spot Treatment (except Rice), Over-the-Top Wiper Applicators (Feed Barley and Wheat only), Preharvest (Feed Barley and Wheat only).

**Preplant, Preemergence, At-Planting**

**USE INSTRUCTIONS:** This product may be applied before, during or after planting of cereal crops. Applications must be made prior to emergence of the crop.

**Red Rice Control Prior to Planting Rice**

**USE INSTRUCTIONS:** Apply 1.5 quarts of this product in 5 to 10 gallons of water per acre. Flush fields prior to application to obtain uniform germination and stand of red rice. Make application when the majority of the red rice plants are in the 2-leaf stage and no more than 4 inches tall. Red rice plants with less than 2 true leaves may be only partially controlled.

**PRECAUTIONS, RESTRICTIONS:** Avoid spraying during low humidity conditions, as reduced control may result. Do not treat rice fields or levees when the fields contain floodwater. Do not re-flood treated fields for 8 days following application.

**Spot Treatment (except Rice)**

**USE INSTRUCTIONS:** This product may be applied as a spot treatment in cereal crops. Apply this product before heading in small grains.

**PRECAUTIONS, RESTRICTIONS:** Do not treat more than 10 percent of the total field area to be harvested. The crop receiving spray in the treated area will be killed. Take care to avoid drift or spray outside target area for the same reason.

**Over-the-Top Wiper Applicators (Feed Barley and Wheat only)**

**USE INSTRUCTIONS:** Wiper applications may be used in feed barley and wheat. To control common rye or cereal rye, apply after the weeds have headed and achieved maximum growth, and when the rye is at least 6 inches above the wheat crop.

**PRECAUTIONS, RESTRICTIONS:** Allow at least 35 days between application and harvest. Do not use roller applicators.

28/120

**Preharvest (Feed Barley and Wheat only)**

**USE INSTRUCTIONS:** This product provides weed control when applied prior to harvest of wheat or feed barley. For wheat, apply after the hard-dough stage of grain (30 percent or less grain moisture). For feed barley, apply after the hard-dough stage and when the grain contains 20 percent moisture or less. Stubble may be grazed immediately after harvest.

This product may be applied using either aerial or ground spray equipment. For ground applications, apply this product in 10 to 20 gallons of water per acre. For aerial applications, apply this product in 3 to 10 gallons of water per acre.

**PRECAUTIONS, RESTRICTIONS:** Do not apply more than 1 quart of this product per acre. Allow 7 days between application and harvest, feeding or grazing. Preharvest application is not recommended for wheat or barley grown for seed, as a reduction in germination or vigor may occur.

**Post-Harvest**

**USE INSTRUCTIONS:** This product may be applied after harvest of cereal crops. Higher rates may be required for control of large weeds which were growing in the crop at the time of harvest. Tank mixtures with 2,4-D or dicamba may be used.

**PRECAUTIONS, RESTRICTIONS:** For any crop not listed on this label, applications must be made at least 30 days prior to planting the next crop. Allow a minimum of 7 days between treatment and harvest or feeding of treated vegetation.

## 8.2 Corn

**TYPES OF CORN:** Field Corn, Seed Corn, Silage Corn, Sweet Corn and Popcorn.

**TYPES OF APPLICATIONS:** Those listed in Section 8.0 plus the following: Preharvest.

For Roundup Ready corn, see the "ROUNDUP READY CROPS" section of this label.

**Preplant, Preemergence, At-Planting**

**USE INSTRUCTIONS:** This product may be applied alone or in a tank-mixture before, during or after planting corn. Applications must be made prior to emergence of the crop.

29/100

**CROPS 28**

**TANK MIXTURES:** This product may be tank mixed with the following products provided that the specific product is registered for application prior to planting corn. Apply these tank mixtures in 10 to 20 gallons of water or 10 to 60 gallons of nitrogen solution per acre.

- |                    |                     |
|--------------------|---------------------|
| 2,4-D              | Fultime®            |
| Atrazine           | Guardsman®/Leadoff® |
| Axiom®             | Harness®            |
| Balance®           | Harness Xtra        |
| Banvel®/Clarity®   | Harness Xtra 5.6L   |
| Bicep Magnum®      | Lariat®             |
| Bicep II MAGNUM®   | Lasso®/Alachlor     |
| Bullet®            | Linex®/Lorox®       |
| Degree®            | Marksman®           |
| Degree Xtra®       | Micro-Tech®         |
| Distinct®          | Prowl®              |
| Dual MAGNUM®       | Python®             |
| Dual II MAGNUM®    | Simazine            |
| Epic®              | Topnotch®           |
| Frontier®/Outlook® |                     |

For difficult-to-control annual weeds such as fall panicum, barnyardgrass, crabgrass, shattercane and broadleaf signalgrass up to 2 inches tall, and Pennsylvania smartweed up to 6 inches tall, apply this product at 2 pints per acre in these tank mixtures. For other labeled annual weeds, apply 1.5 to 2 pints of this product per acre when weeds are less than 6 inches tall, and 2 to 3 pints when weeds are over 6 inches tall. When using nitrogen solutions as the carrier, use rate may need to be increased for acceptable weed control.

**PRECAUTIONS, RESTRICTIONS:** Applications of 2,4-D or dicamba must be made at least 7 days prior to planting corn.

For Southern states, do not apply in nitrogen solutions to tough-to-control grasses such as barnyardgrass, fall panicum, broadleaf signalgrass, annual ryegrass and any perennial weeds. The area covered by this recommendation includes from Route 50 South in Illinois and Indiana and the following states: Alabama, Arkansas, Delaware, Florida, Georgia, Kentucky, Louisiana, Maryland, Mississippi, New Jersey, North Carolina, Oklahoma, South Carolina, Tennessee, Texas, Virginia and West Virginia.

30/120

**Hooded Sprayers**

**USE INSTRUCTIONS:** This product may be used through hooded sprayers for weed control between the rows of corn. Only hooded sprayers that completely enclose the spray pattern may be used. See additional instruction for the use of hooded sprayers in the "APPLICATION EQUIPMENT AND TECHNIQUES" section of this label.

**PRECAUTIONS, RESTRICTIONS:** Corn must be at least 12 inches tall, measured without extending leaves. Contact of this product in any manner to any vegetation to which treatment is not intended may cause damage. Such damage shall be the sole responsibility of the applicator. Do not apply more than 1 quart of this product per acre for each application and no more than 3 quarts per acre per year for hooded sprayer applications.

**Spot Treatment**

**USE INSTRUCTIONS:** For spot treatments, apply this product prior to silking of corn.

**PRECAUTIONS, RESTRICTIONS:** Do not treat more than 10 percent of the total field area to be harvested. The crop receiving spray in the treated area will be killed. Take care to avoid drift or spray outside target area for the same reason.

**Preharvest**

**USE INSTRUCTIONS:** Make applications at 35 percent grain moisture or less. Ensure that maximum kernel fill is complete and the corn is physiologically mature (black layer formed). For ground applications, apply up to 3 quarts of this product per acre. For aerial applications, apply up to 2 quarts of this product per acre.

**PRECAUTIONS, RESTRICTIONS:** Allow a minimum of 7 days between application and harvest, feeding or grazing. Preharvest application is not recommended for corn grown for seed, as a reduction in germination or vigor may occur.

**Post-Harvest**

**USE INSTRUCTIONS:** This product may be applied after harvest of corn. Higher rates may be required for control of large weeds which were

31/120

**CROPS 30**

growing in the crop at the time of harvest. Tank mixtures with 2,4-D or dicamba may be used.

**PRECAUTIONS, RESTRICTIONS:** Allow a minimum of 7 days between treatment and harvest or feeding of treated vegetation.

**8.3 Cotton**

**TYPES OF APPLICATIONS:** Those listed in Section 8.0 plus the following: Selective Equipment, Spot Treatment, Preharvest.

For Roundup Ready cotton, see the "ROUNDUP READY CROPS" section of this label.

**Preplant, Preemergence, At-Planting**

**USE INSTRUCTIONS:** This product may be applied alone or in tank-mixture, before, during or after planting cotton. Applications must be made prior to emergence of the crop.

**TANK MIXTURES:** This product may be tank mixed with the following products provided that the specific product is registered for application prior to planting cotton. Apply these tank mixtures in 10 to 20 gallons of water per acre.

Caparol®	Dual II MAGNUM
Clarity	Karmex®
Command	Meturon®
Cotoran®	Prowl
Cotton-Pro®	Staple®
Direx®	Zorial®
Dual Magnum	2, 4-D

**PRECAUTIONS/RESTRICTIONS:** Refer to individual product labels for rates, restrictions, precautionary statements and preplant intervals.

**Hooded Sprayer, Selective Equipment**

**USE INSTRUCTIONS:** This product may be applied through hooded sprayers, recirculating sprayers, shielded applicators or wiper applicators in cotton. Allow at least 7 days between application and harvest.

**PRECAUTIONS, RESTRICTIONS:** See the "Selective Equipment" part of the "APPLICATION EQUIPMENT AND TECHNIQUES" section of this label

31/120

for information on proper use and calibration of this equipment.

**Spot Treatment**

**USE INSTRUCTIONS:** For spot treatments, apply this product prior to boll opening of cotton.

**PRECAUTIONS, RESTRICTIONS:** Do not treat more than 10 percent of the total field area to be harvested. The crop receiving spray in treated area will be killed. Take care to avoid drift or spray outside target area for the same reason.

**Preharvest**

**USE INSTRUCTIONS:** This product provides weed control and cotton regrowth inhibition when applied prior to harvest of cotton. For weed control, apply at rates given in the "ANNUAL WEEDS", "PERENNIAL WEEDS" and "WOODY BRUSH AND TREES RATE TABLES" sections of this label. For cotton regrowth inhibition, apply 1 pint to 2 quarts of this product per acre.

Up to 2 quarts of this product may be applied using either aerial or ground spray equipment. Apply after sufficient bolls have developed to produce the desired yield of cotton. Applications made prior to this time could affect maximum yield potential.

**TANK MIXTURES:** This product may be tank mixed with DEF® 6, Folex®, Ginstar®, or Prep® to provide additional enhancement of cotton leaf drop.

**PRECAUTIONS, RESTRICTIONS:** Allow a minimum of 7 days between application and harvest of cotton. Preharvest application is not recommended for cotton grown for seed, as a reduction in germination or vigor may occur. THE USE OF ADDITIVES FOR PREHARVEST APPLICATION OF THIS PRODUCT TO COTTON IS PROHIBITED.

## 8.4 Fallow Systems

**LABELED CROPS:** This product may be applied during the fallow period prior to planting or emergence of any crop on this label.

**TYPES OF APPLICATIONS:** Chemical Fallow, Preplant Fallow Beds, Aid-to-Tillage.



33/100

**CROPS 32**

**Chemical Fallow**

**USE INSTRUCTIONS:** This product may be applied during the fallow period prior to planting or emergence of any crop listed on this label. This product may be used as a substitute for tillage to control annual weeds in fallow fields. Also, broadcast or spot treatments will control or suppress many perennial weeds in fallow fields. Ground or aerial application equipment may be used. Tank mixtures with 2,4-D and dicamba may be used. Applications up to 2 quarts per acre may be made by aerial application in fallow sites where there is sufficient buffer to prevent injury due to drift onto adjacent crops.

**PRECAUTIONS, RESTRICTIONS:** For any crop not listed on this label, applications must be made at least 30 days prior to planting. Do not apply dicamba tank mixtures by air in California.

Refer to the specific product labels for crop rotation restrictions and cautionary statements of all products used in tank mixtures. Some crop injury may occur if dicamba is applied within 45 days of planting.

**Preplant Fallow Beds**

**USE INSTRUCTIONS:** This product may be applied to fallow beds prior to planting or emergence of any crop listed on this label. For any crop not listed on this label, applications must be made at least 30 days prior to planting. This product will control weeds listed in the "ANNUAL WEEDS", "PERENNIAL WEEDS", and "WOODY BRUSH AND TREES RATE TABLES" sections of this label.

**TANK MIXTURES:** In addition, 12 fluid ounces of this product plus 2 to 3 fluid ounces of Goal® 2XL per acre will control the following weeds with the maximum height or length indicated: 3 inches—common cheeseweed, chickweed, groundsel; 6 inches—London rocket, shepherd's-purse.

16 fluid ounces of this product plus 2 to 3 fluid ounces of Goal 2XL per acre will control the following weeds with the maximum height or length indicated: 6 inches—common cheeseweed, groundsel, mare's tail (*Conyza canadensis*), 12 inches—chickweed, London rocket, shepherd's-purse.

**Aid-to-Tillage**

**USE INSTRUCTIONS:** This product may be used in conjunction with tillage practices in fallow systems or preplant to labeled crops to control downy

34/120

brome, cheat, volunteer wheat, tansy mustard and foxtail. Apply 12 fluid ounces of this product in 3 to 10 gallons of water per acre. Make applications before weeds are 6 inches in height. Application must be followed by conventional tillage practices no later than 15 days after treatment and before regrowth occurs. Allow at least 1 day after application before tillage.

**PRECAUTIONS, RESTRICTIONS:** Tank mixtures with residual herbicides may result in reduced performance.

### 8.5 Grain Sorghum (Milo)

**TYPES OF APPLICATIONS:** Those listed in Section 8.0 plus the following: Spot Treatment, Over-the-Top Wiper Applications, Preharvest.

**Preplant, Preemergence, At-Planting**

**USE INSTRUCTIONS:** This product may be applied alone or in tank-mixture before, during or after planting grain sorghum. Applications must be made prior to emergence of the crop.

**TANK MIXTURES:** This product may be tank mixed with the following products provided that the specific product is registered for application prior to planting grain sorghum. Apply these tank mixtures in 10 to 20 gallons of water or 10 to 60 gallons of nitrogen solution per acre.

Atrazine	Lariat
Bicep II MAGNUM	Lasso
Bullet	Micro-Tech
Dual II MAGNUM	

For difficult-to-control annual weeds such as fall panicum, barnyard-grass, crabgrass, shattercane and broadleaf signalgrass up to 2 inches tall, and Pennsylvania smartweed up to 6 inches tall, apply this product at 2 pints per acre in these tank mixtures. For other labeled annual weeds, apply 1.5 to 2 pints of this product per acre when weeds are less than 6 inches tall, and 2 to 3 pints when weeds are over 6 inches tall. When using nitrogen solutions as the carrier, the use rate may need to be increased for acceptable weed control.

**Spot Treatment, Over-the-Top Wiper Applications**

**USE INSTRUCTIONS:** This product may be applied as a spot treatment in

35/120

**CROPS 34**

grain sorghum. Make spot treatments before heading of milo. This product may be applied with wiper applicators to control or suppress the weeds listed under "Wiper Applicators" in the "Selective Equipment" section of this label.

**PRECAUTIONS, RESTRICTIONS:** For spot treatment, do not treat more than 10 percent of the total field area to be harvested. The crop receiving spray in treated area will be killed. Take care to avoid drift or spray outside target area for the same reason.

For wiper applicators, allow at least 40 days between application and harvest. Do not use roller applicators. Do not feed or graze treated milo fodder. Do not ensile treated vegetation.

**Hooded Sprayers**

**USE INSTRUCTIONS:** This product may be used through hooded sprayers for weed control between the rows of milo. Only hooded sprayers that completely enclose the spray pattern may be used. See additional instruction for the use of hooded sprayers in the "APPLICATION EQUIPMENT AND TECHNIQUES" section of this label.

Crop injury may occur when the foliage of treated weeds comes into direct contact with leaves of the crop. Do not apply this product when the leaves of the crop are growing in direct contact with weeds to be treated. Droplets, mist, foam or splatter of the herbicide solution may contact the crop and cause discoloration, stunting or destruction.

**PRECAUTIONS, RESTRICTIONS:** Milo must be at least 12 inches tall, measured without extending leaves. Treat before milo sends tillers between the drill rows. If such tillers are contacted with the spray solution, the main plant may be killed. Contact of this product in any manner to any vegetation to which treatment is not intended may cause damage. Such damage shall be the sole responsibility of the applicator. Do not graze or feed milo forage or fodder following applications of this product through hooded sprayers. Do not apply more than 1 quart of this product per acre per application and no more than 3 quarts per acre per year for hooded sprayer applications.

**Preharvest**

**USE INSTRUCTIONS:** Make applications at 30 percent grain moisture or less.

**PRECAUTIONS, RESTRICTIONS:** Do not apply more than 2 quarts of this

36/120

product per acre. As with other herbicides that cause sudden plant death, avoid preharvest applications of this product to milo infected with charcoal rot as lodging can occur. Allow a minimum of 7 days between application and harvest, feeding, or grazing of sorghum. Preharvest application is not recommended for sorghum grown for seed, as a reduction in germination or vigor may occur. The use of this product for preharvest grain sorghum (milo) is not registered in California

**Post-Harvest**

**USE INSTRUCTIONS:** This product may be applied after harvest of grain sorghum. Higher rates may be required for control of large weeds which were growing in the crop at the time of harvest. Tank mixtures with 2,4-D or dicamba may be used.

This product may be applied to grain sorghum (milo) stubble following harvest to suppress or control regrowth. Apply 1 quart of this product per acre for control, or 1.5 pints of this product per acre for suppression.

**PRECAUTIONS, RESTRICTIONS:** Allow a minimum of 7 days between treatment and harvest or feeding of treated vegetation.

## 8.6 Herbs and Spices

**LABELED CROPS:** Allspice, Angelica, Star anise, Annatto (seed), Balm, Basil, Borage, Burnet, Camomile, Caper buds, Caraway, Black caraway, Cardamom, Cassia bark, Cassia buds, Catnip, Celery seed, Chervil (dried), Chive, Chinese chive, Cinnamon, Clary, Clove buds, Coriander leaf (cilantro or chinese parsley), Coriander seed (cilantro), Costmary, Culantro (leaf), Culantro (seed), Cumin, Curry (leaf), Dill (dillweed), Dill (seed), Epazote, Fennel seed (common and Florence), Fenugreek, White ginger flower, Grains of paradise, Horehound, Hyssop, Juniper berry, Lavender, Lemongrass, Lovage (leaf and seed), Mace, Marigold, Marjoram (including oregano), Mexican oregano, Mioga flower, Mustard (seed), Nasturtium, Nutmeg, Parsley (dried), Pennyroyal, Pepper (black and white), Pepper leaves, Peppermint, Perilla, Poppy (seed), Rosemary, Rue, Saffron, Sage, Savory (summer and winter), Spearmint, Stevia leaves, Sweet bay, Tansy, Tarragon, Thyme, Vanilla, Wintergreen, Woodruff, Wormwood.

38/120

**CROPS 36**

**TYPES OF APPLICATIONS:** Those listed in Section 8.0 plus the following: Over-the-Top Wiper Applications (Peppermint and Spearmint only), Spot Treatments (Peppermint and Spearmint only).

**PRECAUTIONS, RESTRICTIONS:** When applying this product prior to transplanting or direct-seeding crops into plastic mulch, care must be taken to remove residues of this product, which could cause crop injury, from the plastic prior to planting. Residues can be removed by a single 0.5-inch application of water, either by natural rainfall or via a sprinkler system. Care should be taken to ensure that the water flushes off the plastic mulch and does not enter the transplant holes. For some crops below, it is recommended to make applications 3 days before transplanting or planting.

**Over-the-Top Wiper Applications or Spot Treatments (Peppermint and Spearmint only)**

**USE INSTRUCTIONS:** This product may be used as a spot treatment or wiper application in spearmint and peppermint. Apply spot treatments on a spray-to-wet basis with hand-held equipment, such as backpack and knapsack sprayers, pump-up pressure sprayers, hand-guns, hand-wands or any other hand-held or motorized spray equipment used to direct the spray solution to a limited area. In wiper applications, the applicator should be adjusted so that the wiper contact point is at least 2 inches above the crop. Weeds should be a minimum of 6 inches taller than the crop.

**PRECAUTIONS, RESTRICTIONS:** Allow at least 7 days between application and harvest. Further applications may be made in the same area at 30-day intervals. In spot treatment applications, no more than 10 percent of the total field area to be harvested should be treated at one time. The crop receiving spray in the treated area will be killed. Take care to avoid drift or spray outside the target area for this reason. In wiper applications, contact of the herbicide solution with the crop may result in damage or destruction.

38/120

## 8.7 Oil Seed Crops

**LABELED CROPS:** Borage, Buffalo gourd (seed), Canola, Crambe, Flax, Joba, Lesquerella, Meadowfoam, Mustard (seed), Rape, Safflower, Sesame, Sunflower.

For Roundup Ready canola, see the "ROUNDUP READY CROPS" section of this label.

**TYPES OF APPLICATIONS:** Those listed in Section 8.0.

**USE INSTRUCTIONS:** This product may be applied before, during or after planting oil seed crops. Broadcast applications must be made prior to emergence of the listed oil seed crops. Wiper applicators or hooded sprayers may be used between the rows once the crop is established.

**TANK MIXTURES:** For sunflowers, a tank mixture with Prowl may be applied before, during or after planting in conventional tillage systems, into a cover crop, established sod or in previous crop residue.

**PRECAUTIONS, RESTRICTIONS:** Do not apply more than 2 quarts of this product per acre on canola. Do not apply more than 1 quart of this product per acre for sunflowers as a single preplant or preemergent application per year. Do not feed or graze sunflower forage following application of this product.

## 8.8 Soybeans

**TYPES OF APPLICATIONS:** Those listed in Section 8.0 plus the following: Spot Treatment, Preharvest, Selective Equipment.

For Roundup Ready soybeans, see the "ROUNDUP READY CROPS" section of this label.

### **Preplant, Preemergence, At-Planting**

**USE INSTRUCTIONS:** This product may be applied alone or in a tank-mixture before, during or after planting soybeans. Applications must be made prior to emergence of the crop.

**TANK MIXTURES:** Apply these tank mixtures in 10 to 20 gallons of water per acre.

39/120

**CROPS 38**

- |                  |                 |
|------------------|-----------------|
| Aim®             | Gauntlet®       |
| Amplify®         | Lasso           |
| Assure® II       | Linex           |
| Authority®       | Lorox/Linuron   |
| Boundary®        | Lorex Plus®     |
| Canopy®          | Micro-Tech      |
| Canopy XL®       | Prowl           |
| Command®         | Pursuit®        |
| Command Xtra®    | Pursuit Plus®   |
| Domain®          | Reflex®         |
| Dual MAGNUM      | Scepter®        |
| Dual II MAGNUM   | Sencor®/Lexone® |
| Firstrate®       | Squadron®       |
| Flexstar™        | Steel®          |
| Frontier/Outlook | Valor®          |
| Fusion®          |                 |

This product may be tank mixed with 2,4-D or 2,4-DB provided that the specific product is registered for application prior to planting soybeans. See the 2,4-D label for intervals between application and planting.

For difficult-to-control annual weeds such as fall panicum, barnyard-grass, crabgrass, shattercane and broadleaf signalgrass up to 2 inches tall, and Pennsylvania smartweed up to 6 inches tall, apply this product at 2 pints per acre in these tank mixtures. For other labeled annual weeds, apply 1.5 to 2 pints of this product per acre when weeds are less than 6 inches tall, and 2 to 3 pints when weeds are over 6 inches tall.

**PRECAUTIONS, RESTRICTIONS:** Tank mixtures with some of the above listed herbicides may result in reduced weed control due to antagonism. Read and carefully observe the cautionary statements and all other information appearing on the product labels, supplemental labeling or fact sheets published separately for all herbicides used. Use according to the most restrictive directions for each product in the mixture.

**Spot Treatment**

**USE INSTRUCTIONS:** For spot treatments, apply this product prior to initial pod set in soybeans.

**PRECAUTIONS, RESTRICTIONS:** Do not treat more than 10 percent of the

40/100

total field area to be harvested. The crop receiving spray in treated area will be killed. Take care to avoid drift or spray outside target area for the same reason.

**Preharvest**

USE INSTRUCTIONS: This product provides weed control when applied prior to harvest of soybeans.

Apply at rates given in the "ANNUAL WEEDS", "PERENNIAL WEEDS" and "WOODY BRUSH AND TREES RATE TABLES". This product may be applied using either aerial or ground spray equipment. Apply after pods have set and lost all green color. Care should be taken to avoid excessive seed shatter loss due to ground application equipment.

PRECAUTIONS, RESTRICTIONS: Do not apply more than 5 quarts per acre of this product for preharvest applications. Do not apply more than 2 quarts per acre of this product by air. Allow a minimum of 7 days between application and harvest of soybeans. Do not graze or harvest treated hay or fodder for livestock feed within 25 days of last preharvest application. (If the application rate is 1 quart per acre or lower, the grazing restriction is reduced to 14 days after last preharvest application.) Preharvest application is not recommended for soybeans grown for seed, as a reduction in germination or vigor may occur.

**Selective Equipment**

USE INSTRUCTIONS: This product may be applied through recirculating sprayers, shielded applicators, hooded sprayers, over-the-top wiper applicators or sponge bars in soybeans. Allow at least 7 days between application and harvest.

PRECAUTIONS, RESTRICTIONS: See the "Selective Equipment" part of the "APPLICATION EQUIPMENT AND TECHNIQUES" section of this label for information on proper use and calibration of this equipment.

**8.9 Sugarcane**

TYPES OF APPLICATIONS: Those listed in Section 8.0

**Preplant, Preemergence, At-Planting**

USE INSTRUCTIONS: This product may be applied in or around sugarcane fields or in fields prior to the emergence of plant cane.



4/1/00

**CROPS 40**

**PRECAUTIONS, RESTRICTIONS:** Do not apply to vegetation in or around ditches, canals or ponds containing water to be used for irrigation.

**Spot Treatment**

**USE INSTRUCTIONS:** This product may be applied as a spot treatment in sugarcane. For control of volunteer or diseased sugarcane, make a 1 percent solution of this product in water and spray-to-wet the foliage of vegetation to be controlled. Volunteer or diseased sugarcane should have at least 7 new leaves.

**PRECAUTIONS, RESTRICTIONS:** Avoid spray contact with healthy cane plants since severe damage or destruction may result. Do not feed or graze treated sugarcane foliage following application.

**Fallow Treatments**

**USE INSTRUCTIONS:** This product may be used as a replacement for tillage in fields that are lying fallow between sugarcane crops. This product may also be used to remove the last stubble of ratoon cane. For removal of last stubble of ratoon cane, apply 4 to 5 quarts of this product in 10 to 40 gallons of water per acre to new growth having at least 7 new leaves. Allow 7 or more days after application before tillage. Ground or aerial application equipment may be used. Applications up to 3 quarts per acre may be made by aerial application in fallow sites where there is sufficient buffer to prevent injury due to drift onto adjacent crops. Tank mixtures with 2,4-D and dicamba may be used.

**Hooded Sprayers**

**USE INSTRUCTIONS:** This product may be used through hooded sprayers for weed control between the rows of sugarcane. See the "APPLICATION EQUIPMENT AND TECHNIQUES" section of this label for additional use instructions.

**PRECAUTIONS, RESTRICTIONS:** Do not allow treated weeds to come into contact with the crop. Droplets, mist, foam or splatter of the herbicide solution settling on the crop may result in discoloration, stunting or destruction. Such damage shall be the sole responsibility of the applicator.

40/120

## 8.10 Vegetable Crops

**NOTE:** THIS "VEGETABLE CROPS" SECTION GIVES GENERAL DIRECTIONS THAT APPLY TO ALL LISTED VEGETABLE CROPS WITHIN SECTION 8.10 GROUPED ALPHABETICALLY BELOW. SEE THE INDIVIDUAL CROP CATEGORIES FOR SPECIFIC INSTRUCTIONS, PREHARVEST INTERVALS, PRECAUTIONS AND RESTRICTIONS.

**TYPES OF APPLICATIONS:** Chemical Fallow, Preplant Fallow Beds, Preplant, Preemergence, Prior to Transplanting Vegetables, At-Planting, Hooded Sprayers in Row-Middles, Shielded Sprayers in Row-Middles, Wiper Applications in Row-Middles, and Post-Harvest, Directed Applications (Nonbearing Ginseng), Over-the-Top Wiper Applications (Rutabagas only).

**PRECAUTIONS, RESTRICTIONS:** When applying this product prior to transplanting or direct-seeding crops into plastic mulch, care must be taken to remove residues of this product, which could cause crop injury, from the plastic prior to planting. Residues can be removed by a single 0.5-inch application of water, either by natural rainfall or via a sprinkler system. Care should be taken to ensure that the water flushes off the plastic mulch and does not enter the transplant holes. Applications made at emergence will result in injury or death to emerged seedlings.

Avoid contact of herbicide with foliage, green shoots or stems, bark, exposed roots (including those emerging from plastic mulch), or fruit of crops because severe injury or destruction may result. When making pre-emergence and at planting applications, applications must be made before crop emergence to avoid severe crop injury. Broadcast applications made at emergence will result in injury or death to emerged seedlings. In crops with vines, hooded sprayer, shielded sprayer, and wiper application to row middles should be made prior to vine development otherwise severe injury or destruction may result. Unless otherwise specified in this product's labeling, treatments with selective equipment including wipers and hooded sprayers must be made at least 14 days prior to harvest. Post-harvest or fallow applications must be made at least 30 days prior to planting any non-labeled crop. See "APPLICATION EQUIPMENT AND TECHNIQUES" section of this label for additional information.

UB/120

**CROPS 42**

**8.10.1 Brassica Vegetables**

LABELED CROPS: Broccoli, Chinese broccoli (gai lan), Broccoli raab (rapini), Brussels sprouts, Cabbage, Chinese cabbage (bok choy), Chinese cabbage (napa), Chinese mustard cabbage (gai choy), Cauliflower, Cavalo broccolo, Collards, Kale, Kohlrabi, Mizuna, Mustard greens, Mustard spinach, Rape greens.

**8.10.2 Bulb Vegetables**

LABELED CROPS: Garlic, Great-headed garlic, Leek, Onion (dry bulb and green), Welsh Onion, Shallot.

**8.10.3 Cucurbit Vegetables and Fruits**

LABELED CROPS: Chayote (fruit), Chinese waxgourd (Chinese preserving melon), Citron melon, Cucumber, Gherkin, Edible gourd (includes hyotan, cucuzza, hechima, Chinese okra), Melons (all), *Momordica spp* (includes balsam apple, balsam pear, bittermelon, Chinese cucumber), Muskmelon (includes cantaloupe, casaba, crenshaw melon, golden pershaw melon, honeydew melon, honey ball melon, mango melon, Persian melon, pineapple melon, Santa Claus melon, snake melon), Pumpkin, Summer squash (includes crookneck squash, scallop squash, straight-neck squash, vegetable marrow, zucchini), Winter squash (includes butternut squash, calabaza, hubbard squash, acorn squash, spaghetti squash), Watermelon.

PRECAUTIONS, RESTRICTIONS: For Cantaloupe, Casaba melon, Crenshaw melon, Cucumber, Gherkin, Gourds, Honeydew melon, Honey ball melon, Mango melon, Melons (all), Muskmelon, Persian melon, Pumpkin, Squash (summer, winter), and Watermelon, allow at least 3 days between application and planting.

44/100

### 8.10.4 Leafy Vegetables

LABELED CROPS: Amaranth (Chinese spinach), Arugula (rocket), Beet greens, Cardoon, Celery, Chinese celery, Celtnce, Chaya, Chervil, Edible-leaved chrysanthemum, Garland chrysanthemum, Corn salad, Cress (garden and upland), Dandelion, Dock (sorrel), Dokudami, Endive (escarole), Florence fennel, Gow kee, Lettuce (head and leaf), Orach, Parsley, Purslane (garden and winter), Radicchio (red chicory), Rhubarb, Spinach, New Zealand spinach, Vine spinach, Swiss chard, Watercress (upland), Water spinach.

PRECAUTIONS, RESTRICTIONS: For Watercress, avoid applications within 3 days prior to seeding and during the period between seeding and emergence to minimize the risk of injury.

### 8.10.5 Fruiting Vegetables

LABELED CROPS: Eggplant, Groundcherry (*Physalis spp.*), Pepino, Pepper (includes bell pepper, chili pepper, cooking pepper, pimento, sweet pepper), Tomatillo, Tomato.

PRECAUTIONS, RESTRICTIONS: For Eggplant, Ground cherry, Pepper (all), and Tomatillo, allow at least 3 days between application and planting. For Tomato, hooded or shielded sprayer applications in row middles are not recommended.

### 8.10.6 Legume Vegetables (Succulent or Dried)

LABELED CROPS: Bean (*Lupinus*: includes grain lupin, sweet lupin, white lupin, and white sweet lupin), Bean (*Phaseolus*: includes field bean, kidney bean, lima bean, navy bean, pinto bean, runner bean, snap bean, tepary bean, wax bean), Bean (*Vigna*: includes adzuki bean, asparagus bean, blackeyed pea, catjang, Chinese longbean, cowpea, crowder pea, moth bean, mung bean, rice bean, southern pea, urd bean, yardlong bean), Broad bean (fava), Chickpea (garbanzo), Guar, Jackbean, Lablab bean, Lentil, Pea (*Pisum*: includes dwarf pea, edible-

4/5/20

**CROPS 44**

podded pea, English pea, field pea, garden pea, green pea, snowpea, sugar snap pea), Pigeon pea, Soybean (immature seed), Sword bean.

**8.10.7 Root and Tuber Vegetables**

LABELED CROPS: Arracacha, Arrowroot, Chinese artichoke, Jerusalem artichoke, Beet (garden), Burdock, Canna, Carrot, Cassava (bitter and sweet), Celeriac, Chayote (root), Chervil (turnip-rooted), Chicory, Chufa, Dasheen (taro), Galangal, Ginger, Ginseng, Horseradish, Leren, Kava (turnip-rooted), Parsley (turnip-rooted), Parsnip, Potato, Radish, Oriental radish, Rutabaga, Salsify, Black salsify, Spanish salsify, Skirret, Sweet potato, Taniar, Turmeric, Turnip, Wasabi, Yacon, Yam bean, True yam.

**Directed Applications (Non-bearing Ginseng only)**

USE INSTRUCTIONS: This product may be used for general weed control in established non-bearing ginseng. Applications may be made with boom equipment, CDA, shielded sprayers, hand-held and high volume wands, lances, and orchard guns or with wiper application equipment.

PRECAUTIONS, RESTRICTIONS: Direct applications so that there is no contact of this product with the ginseng plant. Applications must be made at least one year prior to harvest.

**Over-the-Top Wiper Applications (Rutabagas only)**

USE INSTRUCTIONS: Wiper applicators may be used over-the-top of rutabagas.

PRECAUTIONS, RESTRICTIONS: Allow at least 14 days between application and harvest of rutabagas.

**8.11 Miscellaneous Crops**

LABELED CROPS: Aloe vera, Asparagus, Bamboo shoots, Globe artichoke, Okra, Peanut (ground nut), Pineapple, Strawberry, Sugar beet.

TYPES OF APPLICATIONS: Those listed in Section 8.0 plus the following: General Weed Control, Site Preparation, Spot Treatment (Asparagus).

PRECAUTIONS, RESTRICTIONS: Avoid contact of herbicide with foliage, green shoots or stems, bark, exposed roots (including those emerging from plastic mulch), or fruit of crops because severe injury or destruction

46/120

may result. When making preemergence and at planting applications, applications must be made before crop emergence to avoid severe crop injury. Broadcast applications made at emergence will result in injury or death to emerged seedlings. In crops with vines, hooded sprayer, shielded sprayer, and wiper application to row middles should be made prior to vine development otherwise severe injury or destruction may result. Unless otherwise specified in this product's labeling, treatments with selective equipment including wipers and hooded sprayers must be made at least 14 days prior to harvest. Post-harvest or fallow applications must be made at least 30 days prior to planting any non-labeled crop. See "APPLICATION EQUIPMENT AND TECHNIQUES" section of this label for additional information.

**General Weed Control, Site Preparation**

**USE INSTRUCTIONS:** This product may be applied for general weed control or for site preparation prior to planting or transplanting crops listed in this section.

**PRECAUTIONS, RESTRICTIONS:** When applying this product prior to transplanting or direct-seeding crops into plastic mulch, care must be taken to remove residues of this product, which could cause crop injury, from the plastic prior to planting. Residues can be removed by a single 0.5-inch application of water, either by natural rainfall or via a sprinkler system. Care should be taken to ensure that the water flushes off the plastic mulch and does not enter the transplant holes. Applications made at emergence will result in injury or death to emerged seedlings.

Do not apply within a week before the first asparagus spears emerge. Do not feed or graze treated pineapple forage following application.

**Spot Treatment (Asparagus)**

**USE INSTRUCTIONS:** This product may be applied immediately after cutting, but prior to the emergence of new spears.

**PRECAUTIONS, RESTRICTIONS:** Do not treat more than 10 percent of the total field area to be harvested. Do not harvest within 5 days of treatment.

**Post-Harvest (Asparagus)**

**USE INSTRUCTIONS:** This product may be applied after the last harvest and all spears have been removed. If spears are allowed to regrow, delay

4/21/00

**TREE AND VINE CROPS 46**

application until ferns have developed. Delayed treatments should be applied as a directed or shielded spray in order to avoid contact of the spray with ferns, stems or spears.

**PRECAUTIONS, RESTRICTIONS:** Direct contact of the spray with the asparagus may result in serious crop injury. Select and use recommended types of spray equipment for postemergence post-harvest applications. A directed spray is any application where the spray pattern is aligned in such a way as to avoid direct contact of the spray with the crop. A shielded spray is any application where a physical barrier is positioned and maintained between the spray and the crop to prevent contact of spray with the crop.

**9.0 TREE, VINE, AND SHRUB CROPS (Alphabetical)**

**NOTE:** THIS SECTION GIVES GENERAL DIRECTIONS THAT APPLY TO ALL LISTED TREE, VINE, AND SHRUB CROPS WITHIN SECTION 9 GROUPED ALPHABETICALLY BELOW. SEE THE INDIVIDUAL CROP CATEGORIES FOR SPECIFIC INSTRUCTIONS, PREHARVEST INTERVALS, PRECAUTIONS AND RESTRICTIONS.

**TYPES OF APPLICATIONS:** Preplant (Site Preparation) Broadcast Sprays, General Weed Control, Middles (between rows of trees, vines or bushes), Strips (within rows of trees, vines or bushes), Selective Equipment (Shielded Sprayers, Wiper Applications), Directed Sprays, Spot Treatments, Perennial Grass Suppression, Cut Stump.

Applications may be made with boom equipment, CDA equipment, shielded sprayers, hand-held and high-volume wands, lances, orchard guns or with wiper applicator equipment, except as directed.

**GENERAL USE INSTRUCTIONS:** This product may be applied in middles (between rows of trees or vines), strips (within rows of trees or vines), and for general weed control or perennial grass suppression in established tree fruit and nut groves, orchards, berries, and vineyards. It may also be used for site preparation prior to planting or transplanting these crops. Apply 1 pint to 5 quarts per acre according to the "ANNUAL WEEDS RATE TABLE" and "PERENNIAL WEEDS RATE TABLE" sections of this label. Utilize rates at the higher end of the recommended rate range

USA 120

when weeds are stressed, growing in dense populations or are greater than 12 inches tall. Repeat applications may be made up to a maximum of 10.6 quarts per acre per year.

The maximum use rates stated throughout this product's labeling apply to this product combined with the use of all other herbicides containing glyphosate or sulfosate as the active ingredient, whether applied as mixtures or separately. Calculate the application rates and ensure that the total use of this and other glyphosate or sulfosate containing products does not exceed stated maximum use rate.

**GENERAL PRECAUTIONS, RESTRICTIONS:** Extreme care must be exercised to avoid contact of herbicide solution, spray, drift or mist with foliage or green bark of trunk, branches, suckers, fruit or other parts of trees, canes and vines. Avoid applications when recent pruning wounds or other mechanical injury has occurred. Contact of this product with other than matured brown bark can result in serious crop damage or destruction. Only shielded or directed sprayers may be used in crops with potential for crop contact, and then only where there is sufficient clearance. For applications in strips (within rows of trees), only selective equipment (directed sprays, hooded sprayers, shielded applicators, or wipers) should be used to minimize the potential for leakage or drift of herbicide sprays onto crop. For berry crops, hooded or shielded sprayers must be fully enclosed including top, sides, front and back. Only wipers or shielded applicators capable of preventing all contact with crop may be used. See "APPLICATION EQUIPMENT AND TECHNIQUES" section of this label for additional directions and precautions.

Allow a minimum of 3 days between application and transplanting.

**Middles (Between Rows)**

**USE INSTRUCTIONS:** This product will control or suppress annual and perennial weeds and ground covers growing between the rows of labeled tree and vine crops. If weeds are under drought stress, irrigate prior to application. Reduced control may result if weeds have been mowed prior to application.

**TANK MIXTURES:** A tank mixture of this product plus Goal 2XL may be used for annual weeds in middles between rows of citrus crops, tree fruits, tree nuts and vine crops. This mixture is recommended when weeds are stressed or growing in dense populations. 16 to 32 fluid



49/120

**TREE AND VINE CROPS 48**

ounces per acre of this product plus 3 to 12 fluid ounces per acre of Goal 2XL will control common cheeseweed (*maha*) or hairy fleabane (*Conyza bonariensis*) with a maximum height or diameter of 3 inches , and annual weeds with a maximum height or diameter of 6 inches, including crabgrass, common groundsel, junglence, common lambsquarters, red-root pigweed, London rocket, common ryegrass, shepherd's-purse, annual sowthistle, filaree (suppression), horseweed/marestail (*Conyza canadensis*), stinging nettle and common purslane (suppression).

**Strips (In Rows )**

**TANK MIXTURES:** This product may be applied in rows of tree or vine crops in tank mixtures with the following products:

- |                     |              |
|---------------------|--------------|
| Devrinol® 50 DF     | Simazine 4L  |
| Direx 4L            | Simazine 80W |
| Goal 2XL            | Sim-Trol® 4L |
| Karmex DF           | Solicam® DF  |
| Krovar® I           | Surflan® AS  |
| Princep Caliber® 90 | Surflan 75W  |
| Prowl               |              |

Do not apply these tank mixtures in Puerto Rico.

Refer to the individual product labels for specific crops, rates, geographic restrictions and precautionary statements.

**Perennial Grass Suppression**

This product will suppress perennial grasses such as bahiagrass, Bermudagrass, tall fescue, orchardgrass, Kentucky bluegrass, and quackgrass that are grown as ground covers in tree and vine crops.

For suppression of tall fescue, fine fescue, orchardgrass and quackgrass, apply 8 fluid ounces of this product in 10 to 20 gallons of water per acre.

For suppression of Kentucky bluegrass covers, apply 6 fluid ounces of this product per acre. Do not add ammonium sulfate.

For best results, mow cool season grass covers in the spring to even their height and apply this product 3 to 4 days after mowing.

For suppression of vegetative growth and seedhead inhibition of bahiagrass for approximately 45 days, apply 6 fluid ounces of this product in

58/120

10 to 25 gallons of water per acre. Apply 1 to 2 weeks after full green-up or after mowing to a uniform height of 3 to 4 inches. This application must be made prior to seedhead emergence.

For suppression up to 120 days, apply 4 fluid ounces of this product per acre, followed by an application of 2 to 4 fluid ounces per acre about 45 days later. Make no more than 2 applications per year.

For burndown of Bermudagrass, apply 1 to 2 quarts of this product in 3 to 20 gallons of water per acre. Use this treatment only if reduction of the Bermudagrass stand can be tolerated. When burndown is required prior to harvest, allow at least 21 days to ensure sufficient time for burndown to occur.

For suppression of Bermudagrass, apply 6 to 16 fluid ounces of this product per acre east of the Rocky Mountains and 16 fluid ounces of this product per acre west of the Rocky Mountains. Apply in a total spray volume of 3 to 20 gallons per acre, no sooner than 1 to 2 weeks after full green-up. If the Bermudagrass is mowed prior to application, maintain a minimum of 3 inches in height. Sequential applications may be made when regrowth occurs and Bermudagrass injury and stand reduction can be tolerated. East of the Rocky Mountains, rates of 6 to 10 fluid ounces of this product per acre should be used in shaded conditions or where a lesser degree of suppression is desired.

**Cut Stump (Tree Crops)**

**USE INSTRUCTIONS:** Cut stump applications of this product may be made during site preparation or site renovation, prior to transplanting tree crops. This product will control regrowth of cut stumps and resprouts of many types of tree species, some of which are listed below.

Citrus Trees: Calamondin, Chironja, Citron, Citrus hybrids, Grapefruit, Kumquat, Lemon, Lime, Mandarin (Tangerine), Orange (all), Pummelo, Tangelo, Tangor.

Fruit Trees: Apple, Apricot, Cherry (sweet, sour), Crabapple, Loquat, Mayhaw, Nectarine, Olive, Peach, Pear, Plum/Prune (all), Quince.

Nut Trees: Almond, Beechnut, Brazil Nut, Butternut, Cashew, Chestnut, Chinquapin, Filbert (hazelnut), Hickory Nut, Macadamia, Pecan, Pistachio, Walnut (black, English).

5/1/20

**TREE AND VINE CROPS 50**

Apply this product using suitable equipment to ensure coverage of the entire cambium. Cut trees or resprouts close to the soil surface. Apply a 50 to 100 percent solution of this product to the freshly cut surface immediately after cutting. Delays in application may result in reduced performance. For best results, applications should be made during periods of active growth and full leaf expansion.

PRECAUTIONS, RESTRICTIONS: DO NOT MAKE CUT STUMP APPLICATIONS WHEN THE ROOTS OF ADJACENT DESIRABLE TREES MAY BE GRAFTED TO THE ROOTS OF THE CUT STUMP. INJURY RESULTING FROM ROOT GRAFTING MAY OCCUR IN ADJACENT TREES. Some sprouts, stems, or trees may share the same root system. Adjacent trees having a similar age, height and spacing may signal shared roots. Whether grafted or shared, injury is likely to occur to non-treated stems/trees when one or more trees sharing common roots are treated.

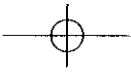
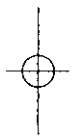
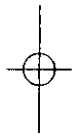
**9.1 Berry Crops**

LABELED CROPS: Blackberry (including bingleberry, black satin berry, boysenberry, Cherokee blackberry, chesterberry, Cheyenne blackberry, coryberry, darrowberry, dewberry, Dirksen thornless berry, Himalayaberry, hullberry, juneberry, lavacaberry, lowberry, lucretiaberry, marionberry, nectarberry, olallieberry, Oregon evergreen berry, phenomenalberry, rangeberry, ravenberry, rossberry, Shawnee blackberry, and youngberry), Blueberry, Cranberry, Currant, Elderberry, Gooseberry, Huckleberry, Loganberry, Salal.

TYPES OF APPLICATIONS: Those listed in Section 9.0 plus Spot Treatment in Cranberry Production and Post-Harvest Treatments in Cranberry Production.

PRECAUTIONS, RESTRICTIONS: To avoid damage, herbicide sprays must not be allowed to contact desirable vegetation, including green shoots, canes, or foliage. Allow a minimum of 30 days between last application and harvest in cranberries. Allow a minimum of 14 days between last application and harvest in other berry crops. Do not make directed sprays within the cranberry bush areas prior to berry harvest.

**Spot Treatment in Cranberry Production**



52/100

**USE INSTRUCTIONS:** Spot treatments may be used to control weeds growing in dry ditches (interior and perimeter) of cranberry production areas. Hand-held sprayers or other appropriate application equipment listed under "APPLICATION EQUIPMENT AND TECHNIQUES" in this label may be used. Drop water level to remove standing water in ditches prior to application. In hand-held sprayers, use 1 to 2 percent solution of this product. Spray to wet vegetation, not to run-off.

**PRECAUTIONS, RESTRICTIONS:** For treatments after draw-down of water in dry ditches, allow 2 or more days after treatment before reintroduction of water to achieve maximum weed control. Apply this product within 1 day after draw-down to ensure application to actively growing weeds. Allow a minimum of 30 days between last application and harvest of cranberries. Do not apply this material through the irrigation system. Do not make applications by air. Do not apply directly to water. Use nozzles that emit medium- to large-sized droplets to minimize drift in order to avoid crop injury.

**Post-Harvest Treatments in Cranberry Production**

**USE INSTRUCTIONS:** Application of this product may be made after the harvest of cranberries to control weeds growing within the field. Best results will be obtained if applications are made to vines that appear dormant (after they have turned red). Hand-held sprayers, wipers, or other appropriate application equipment listed under "APPLICATION EQUIPMENT AND TECHNIQUES" in this label may be used. If using hand-held sprayers, use a 0.5 to 1 percent solution of this product. Spray to wet vegetation, not to run-off. If using hand-held boom sprayers, apply 2 to 4 quarts of this product per acre.

**PRECAUTIONS, RESTRICTIONS:** Make applications only after cranberries have been harvested. Do not treat more than 10 percent of the total bog. Allow a minimum of 6 months after last application and next harvest of cranberries. Do not apply this product through the irrigation system. Do not make applications by air. Do not apply directly to water. Even though vines appear dormant, contact of the herbicide solution with desirable vegetation may result in damage or severe plant injury. Cranberry plants that are directly sprayed may be killed.

53/120

**TREE AND VINE CROPS 52**

**9.2 Citrus**

LABELED CROPS: Calamondin, Chironja, Citron, Citrus Hybrids, Grapefruit, Kumquat, Lemon, Lime, Mandarin (tangerine), Orange (all), Pummelo, Satsuma Mandarin, Tangelo (ugli), Tangor.

TYPES OF APPLICATIONS: Those listed in Section 9.0.

USE INSTRUCTIONS (The recommendations below pertain to applications in Florida and Texas): For burndown or control of the weeds listed below, apply the recommended rates of this product in 3 to 30 gallons of water per acre. Where weed foliage is dense, use 10 to 30 gallons of water per acre.

For goatweed, apply 2 to 3 quarts of this product per acre. Apply in 20 to 30 gallons of water per acre when plants are actively growing. Use 2 quarts per acre when plants are less than 8 inches tall and 3 quarts per acre when plants are greater than 8 inches tall. If goatweed is greater than 8 inches tall, the addition of Krovar I or Karmex may improve control. Refer to the individual product labels for specific crops, rates, geographic restrictions and precautionary statements.

Perennial weeds:

S = Suppression B = Burndown  
PC = Partial control C = Control

WEED SPECIES	BUCCANEER GLYPHOSATE HERBICIDE RATE PER ACRE			
	1 QT	2 QT	3 QT	5 QT
Bermudagrass	B	—	PC	C
Guineagrass				
Texas and Florida Ridge	B	C	C	C
Florida Flatwoods	—	B	C	C
Paragrass	B	C	C	C
Torpedograss	S	—	PC	C

PRECAUTIONS, RESTRICTIONS: Allow a minimum of 1 day between last application and harvest in citrus crops. For citron groves, apply as directed sprays only.

54/120

### 9.3 Miscellaneous Tree Food Crops

LABELED CROPS: Cactus (fruit and pads), Palm (heart, leaves), Palm (oil).  
TYPES OF APPLICATIONS: Those listed in Section 9.0.

### 9.4 Non-Food Tree Crops

LABELED CROPS: Pine, Poplar, Eucalyptus, Christmas trees, Other Non-Food Tree Crops.

TYPES OF APPLICATIONS: Those listed in Section 9.0.

#### Directed Sprays, Spot Treatment, Wiper Applications

USE INSTRUCTIONS: This product may be used as a post-directed spray and spot treatment around established poplar, eucalyptus, Christmas trees and other non-food tree crops.

PRECAUTIONS, RESTRICTIONS: Care must be exercised to avoid contact of spray, drift or mist with foliage or green bark of established Christmas trees and other pine trees. Desirable plants may be protected from the spray solution by using shields or coverings made of cardboard or other impermeable material. UNLESS OTHERWISE DIRECTED, THIS PRODUCT IS NOT RECOMMENDED FOR USE AS AN OVER-THE-TOP BROADCAST SPRAY IN CHRISTMAS TREES AND OTHER PINE TREES.

#### Site Preparation

USE INSTRUCTIONS: This product may be used prior to planting Christmas trees.

PRECAUTIONS, RESTRICTIONS: Precautions should be taken to protect nontarget plants during site preparation applications.

### 9.5 Pome Fruit

LABELED CROPS: Apple, Crabapple, Loquat, Mayhaw, Pear (including oriental pear), Quince.

TYPES OF APPLICATIONS: Those listed in Section 9.0.

PRECAUTIONS, RESTRICTIONS: Allow a minimum of 1 day between last application and harvest in pome crops.

55/120

**TREE AND VINE CROPS 54**

**9.6 Stone Fruit**

LABELED CROPS: Apricot, Cherry (sweet, tart), Nectarine, Olive, Peach, Plum/Prune (all types), Plumcot.

TYPES OF APPLICATIONS: Those listed in Section 9.0.

PRECAUTIONS, RESTRICTIONS: Allow a minimum of 17 days between last application and harvest in stone fruit crops. For olive groves, apply as directed sprays only.

**Restrictions on Application Equipment**

For cherries, any application equipment listed in this section may be used in all states.

Any application equipment listed in this section may be used in apricots, nectarines, peaches and plums/prunes growing in Arizona, California, Colorado, Idaho, Kansas, Kentucky, New Jersey, North Dakota, Oklahoma, Oregon, Texas, Utah and Washington, except for peaches grown in the states specified in the following paragraph. In all other states, use wiper equipment only.

For PEACHES grown in Alabama, Arkansas, Florida, Georgia, Louisiana, Mississippi, North Carolina, South Carolina and Tennessee only, apply with a shielded boom sprayer or shielded wiper applicator, which prevents any contact of this product with the foliage or bark of trees. Apply no later than 90 days after first bloom. Applications made after this time may result in severe damage. Remove suckers and low-hanging limbs at least 10 days prior to application. Avoid applications near trees with recent pruning wounds or other mechanical injury. Apply only near trees that have been planted in the orchard for 2 or more years. EXTREME CARE MUST BE TAKEN TO ENSURE NO PART OF THE PEACH TREE IS CONTACTED.

**9.7 Tree Nuts**

LABELED CROPS: Almond, Beechnut, Betelnut, Brazil nut, Butternut, Cashew, Chestnut, Chinquapin, Coconut, Filbert (hazelnut), Hickory nut, Macadamia, Pecan, Pine nut, Pistachio, Walnut (black, English).

TYPES OF APPLICATIONS: Those listed in Section 9.0.

56/20

PRECAUTIONS, RESTRICTIONS: Allow a minimum of 3 days between last application and harvest of tree nuts, except coconut. Allow 14 days between application and harvest in coconut.

### 9.8 Tropical and Subtropical Trees and Fruits

LABELED CROPS: Ambarella, Atemoya, Avocado, Banana, Barbados cherry (acerola), Biriba, Blimbe, Breadfruit, Cacao (cocoa) bean, Canistel, Carambola (starfruit), Cherimoya, Coffee, Custard apple, Dates, Durian, Feijoa, Figs, Governor's plum, Guava, Ilima, Imbe, Imbu, Jaboticaba, Jackfruit, Longan, Lychee, Mamey apple, Mango, Mangosteen, Marmaladebox (genip), Mountain papaya, Papaya, Pawpaw, Plantain, Persimmon, Pomegranate, Pulasan, Rambutan, Rose apple, Sapodilla, Sapote (black, mamey, white), Spanish lime, Soursop, Star apple, Sugar apple, Surinam cherry, Tamarind, Tea, Ti (roots and leaves), Wax jambu.

TYPES OF APPLICATIONS: Those listed in Section 9.0.

PRECAUTIONS, RESTRICTIONS: Allow a minimum of 1 day between last application and harvest in banana, guava, papaya, and plantain crops. Allow a minimum of 14 days between last application and harvest for any other tropical or subtropical tree fruit. Allow a minimum of 28 days between last application and harvest in coffee crops. In coffee and banana, delay applications 3 months after transplanting to allow the new coffee or banana plant to become established.

### 9.9 Vine Crops

LABELED CROPS: Grapes (juice, raisin, table, wine), Hops, Kiwi, Passion fruit.

TYPES OF APPLICATIONS: Those listed in Section 9.0.

Applications should not be made when green shoots, canes or foliage are in the spray zone.

In the northeast and Great Lakes regions, applications must be made prior to the end of bloom stage of grapes to avoid injury, or make applications with shielded sprayers or wiper equipment.



57/120

**PASTURES AND RANGELANDS 56**

**PRECAUTIONS, RESTRICTIONS:** Allow a minimum of 14 days between last application and harvest in vine crops. Do not use selective equipment in kiwi.

**10.0 PASTURE GRASSES, FORAGE LEGUMES AND RANGELANDS**

**GENERAL USE INSTRUCTIONS:** This product may be applied to turf or pasture grasses, forage legumes, and rangelands for weed control as directed below. Apply 12 fluid ounces to 5 quarts per acre according to the "ANNUAL WEEDS", "PERENNIAL WEEDS", and "WOODY BRUSH AND TREES RATE TABLES" in this product label booklet.

**GENERAL PRECAUTIONS, RESTRICTIONS:** Follow the specific limitations below with regard to application methods, timing, treatment rates, and post-application intervals. All applications must be made at least 30 days before planting any crop that is not specified for treatment in this label booklet or supplemental labeling.

**10.1 Alfalfa, Clover, and Other Forage Legumes**

**LABELED CROPS:** Alfalfa, Clover, Kenaf, Kudzu, Lespedeza, Leucaena, Lupin, Sainfoin, Trefoil, Velvet bean, Vetch (all types).

**TYPES OF APPLICATIONS:** Preplant, Preemergence, At-Planting, Spot Treatment, Over-the-Top Wiper Applications, Renovation, Preharvest (except Kenaf and Leucaena).

**Preplant, Preemergence, At-Planting**

**USE INSTRUCTIONS:** This product may be applied before, during or after planting crops listed in this section. Applications must be made prior to emergence of the crop.

**PRECAUTIONS, RESTRICTIONS:** Remove domestic livestock before application. The crop may be fed or grazed as soon as it reaches sufficient maturity.

**Preharvest (except Kenaf and Leucaena)**

**USE INSTRUCTIONS:** This product may be used in declining stands or any stand where severe crop injury or destruction is acceptable. This

58/100

product will control annual and perennial weeds, including quackgrass, when applied prior to crop harvest. Applications may be made at any time of the year. For control of quackgrass, apply in the spring, late summer or fall when quackgrass is actively growing. Treatments for quackgrass must be followed by deep tillage for complete control.

PRECAUTIONS, RESTRICTIONS: Make only one application to an existing crop stand per year. The treated crop and weeds can be harvested and fed to livestock according to the intervals below.

	Maximum Single Application Rate	Minimum Interval between application and harvest/ grazing
Alfalfa	2 quarts per acre	36 hours
All other labeled legumes above	3 pints per acre	3 days

This application may destroy an alfalfa stand and may severely injure or destroy other labeled crops such as clover. Preharvest application is not recommended for alfalfa grown for seed, as a reduction in germination or vigor may occur.

**Spot Treatment, Over-the-Top Wiper Applications**

USE INSTRUCTIONS: This product may be applied as a spot treatment or with wiper applicators. For wipers, see the "Wiper Applicators" in the "Selective Equipment" section of the product label booklet. Applications may be made in the same area at 30-day intervals.

PRECAUTIONS, RESTRICTIONS: For spot treatment and wiper applications, apply in areas where the movement of domestic livestock can be controlled. No more than 10 percent of the total field area should be treated at one time. Remove domestic livestock before application and wait 3 days after application before grazing livestock or harvesting.

**Renovation**

USE INSTRUCTIONS: This product may be applied as a broadcast spray to renovate existing stands of alfalfa, clover, and other labeled forage legumes. If the crop is to be grazed or harvested for feed, use up to 2 quarts per acre in alfalfa and up to 3 pints per acre in other labeled legumes. For complete removal of established stands of clover, it may be

59/100

**PASTURES AND RANGELANDS 58**

necessary to use the higher treatment rates listed in the "PERENNIAL WEEDS RATE TABLE" in this label booklet.

**PRECAUTIONS, RESTRICTIONS:** When treatment rates of 2 quarts per acre for alfalfa or 3 pints per acre for other forage legumes are used, remove domestic livestock before application and wait 3 days after application before reintroduction. If treatment rates above these levels are necessary, do not graze or harvest treated foliage for livestock feed. Crops listed for treatment in this label booklet may be planted into the treated area at any time; for other crops, wait 30 days between application and planting.

**10.2 Conservation Reserve Program (CRP)**

**TYPES OF APPLICATIONS:** Renovation (Rotating out of CRP), Site Preparation, Postemergence Weed Control in Dormant CRP Grasses, Wiper Applications Over-the-Top.

**Renovation (Rotating out of CRP), Site Preparation**

**USE INSTRUCTIONS:** This product may be used to prepare CRP land for crop production. Refer to Federal, state or local use guides for CRP renovation recommendations. For any crop not listed for treatment in this product's label booklet, applications must be made at least 30 days prior to planting.

**Postemergence Weed Control in Dormant CRP Grasses, Wiper Applications Over-the-Top**

**USE INSTRUCTIONS:** This product may be used to suppress competitive growth and seed production of undesirable vegetation in CRP acres. Such applications may be made with wiper application equipment or as a broadcast or spot treatment to dormant CRP grasses. For selective applications with broadcast spray equipment, apply 12 to 16 fluid ounces of this product per acre in early spring before desirable CRP grasses, such as crested and tall wheatgrass, break dormancy and initiate green growth. Late fall applications can be made after desirable perennial grasses have reached dormancy.

**PRECAUTIONS, RESTRICTIONS:** Some stunting of CRP perennial grasses will occur if broadcast applications are made when plants are not dormant. No waiting period is required between application and grazing or

60/120

harvesting for feed. Do not apply more than 3 quarts per acre per year onto CRP grasses.

### 10.3 Grass Seed or Sod Production

**LABELED CROPS:** Any grass (*Gramineae* family) except Corn, Sorghum, Sugarcane and those listed in this product's label booklet under "Cereal and Grain Crops".

**TYPES OF APPLICATIONS:** Preplant, Preemergence, At-Planting, Renovation, Site Preparation, Shielded Sprayers, Wiper Applications Over-the-Top, Spot Treatments, Creating Rows in Annual Ryegrass.

**Preplant, Preemergence, At-Planting, Renovation, Site Preparation**

**USE INSTRUCTIONS:** This product controls most existing vegetation prior to renovating turf or forage grass seed areas or establishing turf grass grown for sod. Make applications before, during or after planting or for renovation. For maximum control of existing vegetation, delay planting to determine if any regrowth from escaped underground plant parts occurs. Where existing vegetation is growing under mowed turfgrass management, apply this product after omitting at least one regular mowing to allow sufficient growth for good interception of the spray. Where repeat treatments are necessary, sufficient regrowth must be attained prior to application. For warm-season grasses, such as Bermudagrass, summer or fall applications provide best control. Broadcast equipment may be used to control sod remnants or other unwanted vegetation after sod is harvested.

**PRECAUTIONS, RESTRICTIONS:** Do not disturb soil or underground plant parts before treatment. Tillage or renovation techniques such as vertical mowing, coring or slicing should be delayed for 7 days after application to allow proper translocation into underground plant parts. If application rates total 3 quarts per acre or less, no waiting period between treatment and feeding or livestock grazing is required. If the rate is greater than 3 quarts per acre, remove domestic livestock before application and wait 8 weeks after application before grazing or harvesting. For any crop not listed for treatment in this product's label booklet, applications must be made at least 30 days prior to planting. Applications must be made prior to the emergence of the crop to avoid crop injury.

6/20

**PASTURES AND RANGELANDS 60**

**Shielded Sprayers**

**USE INSTRUCTIONS:** Apply 1 to 3 quarts of this product in 10 to 20 gallons of water per acre to control weeds between grass seed rows. Uniform planting in straight rows aid in shielded sprayer applications. Best results are obtained when the grass seed crop is small enough to easily pass by the protective shields. For additional instructions, see "Shielded Applicators" in the "APPLICATION EQUIPMENT AND TECHNIQUES" section of this product's label booklet.

**PRECAUTIONS, RESTRICTIONS:** Contact of this product in any manner to any vegetation to which treatment is not intended may cause damage. Such damage shall be the sole responsibility of the applicator.

**Wiper Applications Over-the-Top**

**USE INSTRUCTIONS:** Applicators should be adjusted so that the wiper contact point is at least 2 inches above the desirable vegetation. Weeds should be a minimum of 6 inches above the desirable vegetation. Better results may be obtained when more of the weed is exposed to the herbicide solution. Weeds not contacted by the herbicide solution will not be affected. This may occur in dense clumps, severe infestations, or when height of weeds varies so that not all weeds are contacted. In these instances, repeat treatments may be necessary. For additional instructions, see "Wiper Applicators" in the "APPLICATION EQUIPMENT AND TECHNIQUES" section of this product's label booklet.

**PRECAUTIONS, RESTRICTIONS:** Contact of the herbicide solution with desirable vegetation may result in damage or destruction.

**Spot Treatments**

**USE INSTRUCTIONS:** Use a 1.0- to 2.0-percent solution.

**PRECAUTIONS, RESTRICTIONS:** Apply this product prior to heading of grasses grown for seed. The crop receiving the spray in the treated area will be killed. Take care to avoid drift or spray outside the target area for the same reason. Hand-held equipment may be used to control sod remnants or other unwanted vegetation after sod is harvested.

**Creating Rows in Annual Ryegrass**

**USE INSTRUCTIONS:** Use 1 to 2 pints of this product per acre. Use the higher rate when the ryegrass is greater than 6 inches tall. Best results

62/120

are obtained when applications are made before the ryegrass reaches 6 inches in height.

**PRECAUTIONS, RESTRICTIONS:** Set nozzle heights to allow the establishment of the desired row spacing while preventing spray droplets, spray fines, or drift to contact the ryegrass plants not treated. Use of low-pressure nozzles, or drop nozzles designed to target the application over a narrow band are recommended.

**Grower assumes all responsibility for crop losses from misapplication.**

## 10.4 Pastures

**LABELED CROPS:** Any grass (*Gramineae* family) except Corn, Sorghum, Sugarcane and those listed in this product's label booklet under "Cereal and Grain Crops". Grasses that may be treated include Bahiagrass, Bermudagrass, Bluegrass, Brome, Fescue, Guineagrass, Kikuyugrass, Orchardgrass, Pangola grass, Ryegrass, Timothy, Wheatgrass.

**TYPES OF APPLICATIONS:** Preplant, Preemergence, Spot Treatment, Over-the-Top Wiper Applications, Pasture Renovation, Postemergent Weed Control (Broadcast Treatments).

### **Preplant, Preemergence, Pasture Renovation**

**USE INSTRUCTIONS:** This product may be applied prior to planting or emergence of forage grasses. In addition, this product may be used to control perennial pasture species listed on this label prior to replanting.

**PRECAUTIONS, RESTRICTIONS:** If application rates total 3 quarts per acre or less, no waiting period between treatment and feeding or livestock grazing is required. If the rate is greater than 3 quarts per acre, remove domestic livestock before application and wait 8 weeks after application before grazing or harvesting. Crops listed for treatment in this label booklet may be planted into the treated area at any time; for other crops, wait 30 days between application and planting.

### **Spot Treatment, Over-the-Top Wiper Applications**

**USE INSTRUCTIONS:** This product may be applied as a spot treatment or with wiper applicators in pastures. Applications may be made in the same area at 30-day intervals.

62/120

**PASTURES AND RANGELANDS 62**

**PRECAUTIONS, RESTRICTIONS:** For spot treatments or wiper application methods using rates of 3 quarts per acre or less, the entire field or any portion of it may be treated. When spot treatments or wiper application are made using rates above 3 quarts per acre, no more than 10 percent of the total pasture may be treated at any one time. To achieve maximum performance, remove domestic livestock before application and wait 7 days after application before grazing livestock or harvesting.

**Postemergent Weed Control (Broadcast Treatments)**

**USE INSTRUCTIONS:** This product may be used to suppress competitive growth and seed production of annual weeds and undesirable vegetation in pastures. For selective applications with broadcast spray equipment, apply 12 to 16 fluid ounces of this product per acre in early spring before desirable perennial grasses break dormancy and initiate green growth. Late fall applications can be made after desirable perennial grasses have reached dormancy.

**PRECAUTIONS, RESTRICTIONS:** Some stunting of perennial grasses will occur if broadcast applications are made when plants are not dormant. No waiting period is required between application and grazing or harvesting for feed. Use of higher application rates will cause stand reductions. Do not apply more than 3 quarts per acre per year onto pasture grasses except for renovation uses (see instructions above). If replanting is needed due to severe stand reduction, applications must be made at least 30 days prior to planting any crop not listed for treatment in this product's label booklet.

**10.5 Rangelands**

**TYPES OF APPLICATIONS:** Postemergence.

This product will control or suppress many annual weeds growing in perennial cool and warm-season grass rangelands.

Preventing viable seed production is key to the successful control and invasion of annual grassy weeds in rangelands. Follow-up applications in sequential years should eliminate most of the viable seeds.

Grazing of treated areas should be delayed to encourage growth of desirable perennials. Allowing desirable perennials to flower and reseed in the treated area will encourage successful transition.

64/120

USE INSTRUCTIONS: Apply 12 to 16 fluid ounces of this product per acre to control or suppress many weeds, including downy brome, cheatgrass, cereal rye and jointed goatgrass in rangelands. Apply when most brome plants are in early flower and before the plants, including seedheads, turn color. Allowing for secondary weed flushes to occur in the spring following rain events further depletes the seed reserve and encourages perennial grass conversion on weedy sites. Fall applications are possible, and recommended, where spring moisture is usually limited and fall germination allows for good weed growth.

For medusahead, apply 16 fluid ounces of this product per acre at the 3-leaf stage. Delaying applications beyond this stage will result in reduced or unacceptable control. Controlled burning may be useful in eliminating the thatch layer produced by slow decaying culms prior to application. Allow new growth to occur before spraying after a burn. Repeat applications in subsequent years may be necessary to eliminate the seedbank before reestablishing desirable perennial grasses in medusahead-dominated rangelands.

PRECAUTIONS, RESTRICTIONS: Slight discoloration of the desirable grasses may occur, but they will regreen and regrow under moist soil conditions as effects of this product wear off. Do not use ammonium sulfate when spraying rangeland grasses with this product. No waiting period between treatment and feeding of livestock grazing is required. Do not apply more than 3 quarts per acre per year.

## 11.0 ROUNDUP READY CROPS

The following instructions or those separately published on Supplemental labeling include all applications which can be made onto the specified Roundup Ready crops during the complete cropping season. Do NOT combine these instructions with other recommendations made for crop varieties that do not contain the Roundup Ready gene, in the "ANNUAL AND PERENNIAL CROPS (Alphabetical)" section of this label.

THIS COMPANY RECOMMENDS USE OF THIS PRODUCT FOR POSTEMERGENCE APPLICATION ONLY ON CROP VARIETIES DESIGNATED AS CONTAINING THE ROUNDUP READY GENE.

Applying this product to crop varieties that are not designated as



65/700

**ROUNDUP READY CROPS 64**

Roundup Ready will result in severe crop injury and yield loss. Avoid contact with foliage, green stems, or fruit of crops, or any desirable plants that do not contain the Roundup Ready gene, since severe injury or destruction will result.

The Roundup Ready designation indicates that the crop variety contains a patented gene that provides tolerance to this product. Information on Roundup Ready crop varieties may be obtained from your seed supplier. Roundup Ready crop varieties must be purchased from an authorized licensed seed supplier.

**NOTE: Roundup Ready seed, and the method of selectively controlling weeds using glyphosate on a Roundup Ready crop, are protected under several U.S. Patents, including 5,352,605 and 5,633,435. A license to use Roundup Ready seed must be obtained prior to use.** Monsanto retains ownership of the gene and process technologies, and the Purchaser of the seed receives the right to use the licensed genes and technologies subject to the limited use license conditions. Seed containing the Roundup Ready trait cannot be used for research and demonstration, reverse engineering or in connection with herbicide registration. Progeny seed containing the Roundup Ready trait cannot be saved for replanting or transferred to others for replanting. Contact your Authorized Retailer for information on obtaining a limited use license.

**For ground applications** with broadcast equipment, apply this product in 5 to 20 gallons of spray solution per acre. Carefully select proper nozzle and spray pressure to avoid spraying a fine mist. For best results with ground application equipment use flat spray nozzles. Check for even distribution of spray droplets.

**For aerial applications** apply this product in 3 to 15 gallons of water per acre. See the "APPLICATION EQUIPMENT AND TECHNIQUES" section of this label for procedures to avoid spray drift that may cause injury to any vegetation not intended for treatment. Use of appropriate buffer zones will help prevent injury to adjacent vegetation.

**ATTENTION: AVOID DRIFT. EXTREME CARE MUST BE USED WHEN APPLYING THIS PRODUCT TO PREVENT INJURY TO DESIRABLE PLANTS AND CROPS WHICH DO NOT CONTAIN THE ROUNDUP READY GENE.**

See the "MIXING" and "APPLICATION EQUIPMENT AND TECHNIQUES"

66/120

sections of this label for additional directions and restrictions on the application of this product.

Tank mixtures with other herbicides, insecticides, fungicides, micronutrients or foliar fertilizers may result in reduced weed control or crop injury and are NOT recommended for over-the-top applications of this product unless otherwise noted in this product label, supplemental labeling or fact sheets published separately.

Unless otherwise directed, nonionic surfactant may be added to the spray solution for applications to Roundup Ready crops. The addition of certain surfactants to this product may result in some crop response including leaf necrosis, leaf chlorosis or leaf speckling due to the surfactant added to the spray mixture. Read and carefully observe cautionary statements and other information appearing on the surfactant label.

Ammonium sulfate may be mixed with this product for applications to Roundup Ready crops. Refer to the "MIXING" section for use instructions for ammonium sulfate.

**Sprayer Preparation:** It is important that sprayer and mixing equipment be clean and free of pesticide residue before making applications of this product. Follow the cleaning procedures specified on the label of the product(s) previously used. **THOROUGHLY CLEAN THE SPRAY TANK AND ALL LINES AND FILTERS TO ELIMINATE POTENTIAL CONTAMINATION FROM OTHER HERBICIDES PRIOR TO MIXING AND APPLYING THIS PRODUCT.**

**NOTE:** The following recommendations are based on a clean start at planting by using a burndown application or tillage to control existing weeds before crop emergence. In no-till and stale seedbed systems, a preplant burn-down treatment of this product is recommended to control existing weeds prior to crop emergence. Some weeds, such as black nightshade, broadleaf signalgrass, sicklepod, Texas panicum, sandbur, annual morningglory, woolly cupgrass, shattercane, wild proso millet, burcucumber, and giant ragweed with multiple germination times or suppressed (stunted) weeds may require a second application of this product for complete control. The second application should be made after some regrowth has occurred and at least 10 days after a previous application of this product.

67/120

**ROUNDUP READY CROPS 66**

**11.1 Canola with the Roundup Ready Gene**

TYPES OF APPLICATIONS: Preplant, At-Planting, Preemergence, Postemergence

DO NOT USE THIS PRODUCT ON CANOLA WITH THE ROUNDUP READY GENE PLANTED IN THE FOLLOWING STATES: ALABAMA, DELAWARE, FLORIDA, GEORGIA, KENTUCKY, MARYLAND, NEW JERSEY, NORTH CAROLINA, SOUTH CAROLINA, TENNESSEE, VIRGINIA AND WEST VIRGINIA.

<b>Maximum Allowable Combined Application Quantities Per Season</b>	
Preplant, At-Planting, Preemergence applications	2 quarts per acre
Total in-crop applications from emergence to 6-leaf stage	1 quart per acre

**Preplant, Preemergence, At-Planting**

USE INSTRUCTIONS: This product may be applied before, during or after planting canola.

**Postemergence**

USE INSTRUCTIONS: This product may be applied postemergence to Roundup Ready canola from emergence through the 6-leaf stage of development. Applications made during bolting or flowering may result in crop injury and yield loss. To maximize yield potential, make applications early to eliminate competing weeds.

Weeds Controlled: For specific rates of application and instructions, refer to the "ANNUAL WEEDS RATE TABLE" and "PERENNIAL WEEDS RATE TABLE" in this booklet.

Single Application - Apply 16 to 24 fluid ounces per acre no later than the 6-leaf stage for the control of annual weeds. Avoid overlapping applications that may result in temporary yellowing, delayed flowering, and or growth reduction. Similar injury may result when applications of more than 16 fluid ounces per acre are applied after the 4-leaf stage.

68/120

**Sequential Application.** - Apply 16 fluid ounces per acre to 1- to 3-leaf canola followed by a sequential application at a minimum interval of 10 days, but no later than the 6-leaf stage. Sequential applications are recommended for early emerging annual weeds and perennial weeds such as Canada thistle and quackgrass or when controlling weeds with multiple application times.

**PRECAUTIONS, RESTRICTIONS:** See the "ROUNDUP READY CROPS" section of this label for general precautionary instructions for use in Roundup Ready crops. No more than two over-the-top broadcast applications may be made from crop emergence through the 6-leaf stage of development and the total in-crop application should not exceed 32 fluid ounces per acre. Allow a minimum of 60 days between last application and canola harvest.

## 11.2 Corn with the Roundup Ready Gene

**TYPES OF APPLICATIONS:** Preplant, At-Planting, Preemergence, Postemergence (In-Crop), Spot Treatment, Preharvest, Post-Harvest.

<b>Maximum Allowable Combined Application Quantities Per Season</b>	
Combined total per year for all applications	8 quarts per acre
Preplant, At-Planting, Preemergence applications	5 quarts per acre
Total in-crop applications from emergence through the V8 stage or 30 inches	2 quarts per acre
Maximum preharvest application rate after maximum kernel fill is complete and the crop is physiologically mature (black layer formation) until 7 days before harvest	1 quart per acre

69/120

**ROUNDUP READY CROPS 68**

**Preplant, Preemergence, At-Planting**

**USE INSTRUCTIONS:** This product may be applied alone or in a tank-mixture before, during or after planting corn.

**TANK MIXTURES:** This product may be tank mixed with Bullet, Degree, Degree Xtra, Harness, Harness Xtra, Harness Xtra 5.6L, Lariat, Lasso or Micro-Tech at 50 to 100 percent of labeled rate. Refer to the specific product label and observe all precautions and limitations on the label for any preemergence herbicide application, including application timing restrictions, soil restrictions, minimum recropping interval and rotational guidelines—the more restrictive requirements apply.

**NOTE:** For maximum weed control, a postemergence (in-crop) application of this product should be applied following the use of less than labeled rates of the preemergence residual products listed above.

**Postemergence (In-crop)**

**USE INSTRUCTIONS:** This product may be applied postemergence to Roundup Ready corn from emergence through the V8 stage (8 leaves with collars) or until corn height reaches 30 inches, whichever comes first.

When applied as directed, this product controls labeled annual grass and broadleaf weeds in Roundup Ready corn. Many perennial grasses and broadleaf weeds will be controlled or suppressed with one or more application of this product. The postemergent application of 24 to 32 fluid ounces per acre of this product should be made before the weeds reach a height and/or density that the weeds become competitive with the crop, generally 4 inch tall weeds or less.

This product may be applied alone as a postemergence in-crop application to provide control of emerged weeds listed on this label. If new flushes of weeds occur, a sequential application of this product at 24 to 32 fluid ounces per acre will control the labeled grasses and broadleaf weeds.

**TANK MIXTURES:** This product may be applied in tank mixture with Bullet, Degree, Degree Xtra, Harness, Harness Xtra, Harness Xtra 5.6L, and Micro-Tech at 50 to 100 percent of labeled rate. This product may be applied in tank mixture with Permit® and atrazine at labeled rates. Refer to the specific product label and observe all precautions and limitations on the label for all products used in tank mixtures, including application timing restrictions, soil restrictions, minimum recropping interval and rotational guidelines; the more restrictive requirements apply.

70/120

Tank-Mix Partner	Maximum Height of Corn For Application
Degree, Degree Xtra Harness, Harness Xtra Harness Xtra 5.6L	11 inches
Bullet*	5 inches
Micro-Tech*	30 inches
atrazine	12 inches

\*Bullet and Micro-Tech are not registered for use as a postemergence application in Texas.

PRECAUTIONS, RESTRICTIONS: See the "ROUNDUP READY CROPS" section of this label for general precautionary instructions for use in Roundup Ready crops. Single in-crop applications of this product are not to exceed 1 quart per acre. Sequential in-crop applications of this product from emergence through the V8 stage or 30 inches must not exceed 2 quarts per acre per growing season. Allow a minimum of 10 days between in-crop applications of this product. Allow a minimum of 50 days between application of this product and harvest of corn forage.

**Preharvest**

USE INSTRUCTIONS: In Roundup Ready corn, up to 1 quart per acre of this product can be applied preharvest. Make applications at 35 percent grain moisture or less. Ensure that maximum kernel fill is complete and the corn is physiologically mature (black layer formed).

PRECAUTIONS, RESTRICTIONS: Allow a minimum of 7 days between application and harvest, feeding or grazing.

**Post-Harvest**

USE INSTRUCTIONS: This product may be applied after harvest of corn. Higher rates may be required for control of large weeds that were growing in the crop at the time of harvest. Tank mixtures with 2,4-D or dicamba may be used.

PRECAUTIONS, RESTRICTIONS: Allow a minimum of 7 days between treatment and harvest or feeding of treated vegetation.

**ROUNDUP READY CROPS 69**

71/100

**ROUNDUP READY CROPS 70**

**11.3 Cotton with the Roundup Ready Gene**

**TYPES OF APPLICATIONS:** Preplant, At-Planting, Preemergence, Selective Equipment, Preharvest.

**PRECAUTIONS, RESTRICTIONS:** See the "ROUNDUP READY CROPS" section of this label for general precautionary instructions for use in Roundup Ready crops. ALLOW A MINIMUM OF 7 DAYS BETWEEN APPLICATION AND HARVEST.

**Preplant, Preemergence, At-Planting**

**USE INSTRUCTIONS:** This product may be applied before, during or after planting cotton.

**Selective Equipment**

**USE INSTRUCTIONS:** This product may be applied using precision hooded sprayers at rates up to 1 quart per acre per application to Roundup Ready cotton through layby. For best results, make applications while weeds are small (less than 3 inches).

**PRECAUTIONS, RESTRICTIONS:** See the "Selective Equipment" part of the "APPLICATION EQUIPMENT AND TECHNIQUES" section of this label for information on proper use and calibration of this equipment.

**Preharvest**

**USE INSTRUCTIONS:** This product may be applied for preharvest annual and perennial weed control as a broadcast treatment to Roundup Ready cotton after 20 percent boll crack. Up to 2 quarts of this product may be applied using either aerial or ground spray equipment. **NOTE:** This product will not enhance the performance of harvest aids when applied to Roundup Ready cotton.

**PRECAUTIONS, RESTRICTIONS:** Allow a minimum of 7 days between application and harvest of cotton. Do not apply this product to cotton grown for seed, as a reduction in germination or vigor may occur. **THE USE OF ADDITIVES FOR PREHARVEST APPLICATION OF THIS PRODUCT TO ROUNDUP READY COTTON IS PROHIBITED.**

**ATTENTION: USE OF THIS PRODUCT IN ACCORDANCE WITH LABEL DIRECTIONS IS EXPECTED TO RESULT IN NORMAL GROWTH OF**

72/126

ROUNDUP READY COTTON, HOWEVER, VARIOUS ENVIRONMENTAL CONDITIONS, AGRONOMIC PRACTICES AND OTHER FACTORS MAKE IT IMPOSSIBLE TO ELIMINATE ALL RISKS ASSOCIATED WITH THIS PRODUCT, EVEN WHEN APPLICATIONS ARE MADE IN CONFORMANCE WITH THE LABEL SPECIFICATIONS. IN SOME CASES, THESE FACTORS CAN RESULT IN BOLL LOSS, DELAYED MATURITY AND/OR YIELD LOSS.

### 11.4 Soybeans with the Roundup Ready Gene

TYPES OF APPLICATIONS: Preplant, At-Planting, Preemergence, Postemergence (In-Crop), Preharvest, Post-Harvest.

<b>Maximum Allowable Combined Application Quantities Per Season</b>	
Combined total per year for all applications	8 quarts per acre
Preplant, At-Planting, Preemergence applications	5 quarts per acre
Total in-crop applications from cracking throughout flowering	3 quarts per acre
Maximum preharvest application rate	1 quart per acre

PRECAUTIONS/RESTRICTIONS: See the "ROUNDUP READY CROPS" section of this label for general precautionary instructions for use in Roundup Ready crops.

**Preplant, Preemergence, At-Planting**

USE INSTRUCTIONS: This product may be applied before, during or after planting soybeans.

**Postemergence (In-Crop)**

USE INSTRUCTIONS: When applied as directed, this product will control labeled annual grasses and broadleaf weeds in Roundup Ready soybeans. Applications of this product can be made in Roundup Ready soybeans from emergence (cracking) throughout flowering. Refer to the



73/120

**ROUNDUP READY CROPS 72**

"ANNUAL WEEDS RATE TABLE" in this label for rate recommendations for specific annual weeds. In general, an initial application of 1 quart per acre on 2- to 8-inch tall weeds is recommended. Weeds will generally be 2 to 8 inches tall, 2 to 5 weeks after planting. If the initial application is delayed and weeds are larger, apply a higher rate of this product. This product may be used up to 2 quarts per acre in any single in-crop application for control of annual weeds and where heavy weed densities exist.

A 1- to 2-quarts per acre rate (single or multiple applications) of this product will control or suppress perennial weeds such as: Bermudagrass, Canada thistle, common milkweed, field bindweed, hemp dogbane, horsenettle, maretail (horseweed), nutsedge, quackgrass, rhizome johnsongrass, redvine, trumpetcreeper, swamp smartweed and wirestem muhly. For best results, allow perennial weed species to achieve at least 6 inches of growth before spraying with this product.

Under adverse growing conditions such as drought, hail, wind damage or a poor soybean stand that slows or delays canopy closure, a sequential application of this may be necessary to control late flushes of weeds. IN THE SOUTHERN STATES, A SEQUENTIAL APPLICATION OF THIS PRODUCT WILL BE REQUIRED TO CONTROL NEW FLUSHES OF WEEDS IN THE ROUNDUP READY SOYBEAN CROP. To control giant ragweed, it is recommended that 1 quart per acre of this product be applied when the weed is 8 to 12 inches tall to increase control and possibly avoid the need for a sequential application.

**NOTE:** The use of this product for in-crop applications over Roundup Ready soybeans may not be practiced in California unless the applicator has at the time of application a California-approved Supplemental Label specifying the accepted Directions for Use.

**PRECAUTIONS, RESTRICTIONS:** The combined total application from crop emergence through harvest must not exceed 3 quarts per acre. The maximum rate for any single in-crop application is 2 quarts per acre. The maximum combined total of this product that can be applied during flowering is 2 quarts per acre.

**Preharvest**

**USE INSTRUCTIONS:** This product provides weed control when applied prior to harvest of soybeans. Up to 1 quart per acre of this product can be applied by aerial or ground application.

74/120

PRECAUTIONS, RESTRICTIONS: Care should be taken to avoid excessive seed shatter loss due to ground application equipment. Allow a minimum of 14 days between final application and harvest of soybean grain or feeding of soybean grain, forage or hay.

**Post-Harvest**

USE INSTRUCTIONS: This product may be applied after harvest of Roundup Ready soybeans. Higher rates may be required for control of large weeds that were growing in the crop at the time of harvest. Tank mixtures with 2,4-D or dicamba may be used.

**12.0 NON-CROP USES: FARMSTEAD, INDUSTRIAL, TURF AND ORNAMENTAL SITES**

TYPES OF APPLICATIONS: General Non-Crop Weed Control, Trim-and-Edge, Bare Ground, Ornamentals, Plant Nurseries, Christmas Trees, Chemical Mowing, Turfgrass Renovation, Seed or Sod Production, Cut Stumps, Habitat Management, Injection and Frill, Parks, Recreational and Residential Areas, Railroads, Roadsides.

Unless otherwise specified, applications may be made to control any weeds listed in the "ANNUAL WEEDS", "PERENNIAL WEEDS", and "WOODY BRUSH AND TREES RATE TABLE" sections. Refer also to the "Selective Equipment" section.

**12.1 General Non-Crop Weed Control, Trim-and-Edge, Bare Ground**

USE INSTRUCTIONS: Use in areas such as airports, apartment complexes, Christmas tree farms, ditch banks, dry ditches, dry canals, fencerows, golf courses, industrial sites, lumber yards, manufacturing sites, office complexes, ornamental nurseries, parks, parking areas, petroleum tank farms and pumping installations, railroads, recreational areas, residential areas, roadsides, sod or turf seed farms, schools,

75/120

**NON-CROP USES 74**

storage areas, substations, warehouse areas, other public areas, and similar industrial and non-crop sites.

This product may be used in general non-crop areas. It may be applied with any application equipment described in this label. This product may be used to trim-and-edge around objects in non-crop sites, for spot treatment of unwanted vegetation and to eliminate unwanted weeds growing in established shrub beds or ornamental plantings. This product may be used prior to planting an area to ornamentals, flowers, turfgrass (sod or seed), or prior to laying asphalt or beginning construction projects.

Repeated applications of this product may be used, as weeds emerge, to maintain bare ground.

TANK MIXTURES: This product may be tank mixed with the following products provided that the specific product is registered for use on such non-crop sites. Refer to these products' labels for approved non-crop sites and application rates.

- |                |                 |
|----------------|-----------------|
| Arsenal        | Pendulum 3.3 EC |
| Barricade 65WG | Pendulum WDG    |
| Clarity        | Plateau         |
| Diuron         | Princep DF      |
| Endurance      | Princep Liquid  |
| Escort®        | Ronstar® 50WP   |
| Garlon® 3A     | Sahara®         |
| Garlon 4       | Simazine        |
| Hyvar X        | Spike® 80DF     |
| Karmex DF      | Surflan         |
| Krovar I DF    | Telar           |
| Manage®        | Vanquish        |
| Oust           | 2,4-D           |

This product plus dicamba tank mixtures may not be applied by air in California.

**Brush Control Tank Mixtures**

Tank mixtures of this product may be used to increase the spectrum of control for herbaceous weeds, woody brush and trees. When tank mixing,

76/120

read and carefully observe the label claims, cautionary statements and all information on the labels of all products used. Use according to the most restrictive precautionary statements for each product in the mixture. Any recommended rate of this product may be used in a tank mix.

For control of herbaceous weeds, use the lower recommended tank mixture rates. For control of dense stands or tough-to-control woody brush and trees, use the higher recommended rates.

**NOTE:** For side trimming treatments, it is recommended that this product be used alone or in tank mixture with Garlon 4.

PRODUCT	BROADCAST RATE
Arsenal 2WSL	6 to 32 fluid ounces per acre
Escort	1 to 2 ounces per acre
Garlon 3A*, Garlon 4	1 to 4 quarts per acre

PRODUCT	SPRAY-TO-WET RATES
Arsenal 2WSL	0.06 to 0.12% by volume
Escort	1 to 2 ounces per acre

PRODUCT	LOW VOLUME DIRECTED SPRAY RATES
Arsenal 2 WSL	0.1 to 0.5% by volume
Escort	1 to 2 ounces per acre

\* Ensure that Garlon 3A is thoroughly mixed with water according to label directions before adding this product. Have spray mixture agitating at the time this product is added to avoid spray compatibility problems.

## 12.2 Ornamentals, Plant Nurseries, Christmas Trees

**USE INSTRUCTIONS:** This product may be used to maintain weed control in tree or ornamental sites.

### Post-Directed, Trim-and-Edge

This product may be used as a post-directed spray around established woody ornamental species such as arbutus, azalea, boxwood, crabapple, eucalyptus,

77/120

**NON-CROP USES 76**

euonymus, fir, Douglas fir, jojoba, hollies, lilac, magnolia, maple, oak, poplar, privet, pine, spruce and yew. This product may also be used to trim and edge around trees, buildings, sidewalks and roads, potted plants and other objects in a nursery setting.

Desirable plants may be protected from the spray solution by using shields or coverings made of cardboard or other impermeable material. UNLESS OTHERWISE DIRECTED, THIS PRODUCT IS NOT RECOMMENDED FOR USE AS AN OVER-THE-TOP BROADCAST SPRAY IN ORNAMENTALS AND CHRISTMAS TREES. Care must be exercised to avoid contact of spray, drift or mist with foliage or green bark of established ornamental species.

**Site Preparation**

This product may be used prior to planting any ornamental, nursery or Christmas tree species.

**Wiper Applications**

This product may be used through wick or other suitable wiper applicators to control or partially control undesirable vegetation around established eucalyptus or poplar trees. See the "Selective Equipment" section of this label for further information about the proper use of wiper applicators.

**Greenhouse/Shadehouse**

This product may be used to control weeds growing in and around greenhouses and shadehouses. Desirable vegetation must not be present during application and air circulation fans must be turned off

**12.3 Chemical Mowing**

USE INSTRUCTIONS: This product will suppress some annual and perennial grasses listed in this section to serve as a substitute for mowing.

**Chemical Mowing - Perennials**

Use 6 fluid ounces of this product per acre when treating Kentucky bluegrass. Use 8 fluid ounces of this product per acre when treating tall fescue, fine fescue, orchardgrass, bahiagrass or quackgrass covers. Use 16 fluid ounces of this product per acre when treating Bermudagrass. Use 64 fluid ounces of this product per acre when treating torpedograss or paragrass. Apply treatments in 10 to 20 gallons of spray solution per acre.

78/120

Use only in areas where some temporary injury or discoloration of perennial grasses can be tolerated.

**Chemical Mowing - Annuals**

For growth suppression of some annual grasses, such as annual ryegrass, wild barley and wild oats growing in coarse turf on roadsides or other industrial areas, apply 4 to 5 fluid ounces of this product in 10 to 40 gallons of spray solution per acre. Applications should be made when annual grasses are actively growing and before the seedheads are in the boot stage of development. Treatments may cause injury to the desired grasses.

**Bromus Species and Medusahead in Pastures and Rangelands**

**Bromus species.** This product may be used to treat downy brome (*Bromus tectorum*), Japanese brome (*Bromus japonicus*), soft chess (*Bromus mollis*) and cheatgrass (*Bromus secalinus*) found in industrial, rangeland and pasture sites. Apply 8 to 16 fluid ounces of this product per acre on a broadcast basis.

For best results, treatment should coincide with early seedhead emergence of the most mature plants. Delaying the application until this growth stage will maximize the emergence of other weedy grass flushes. Applications should be made to the same site each year until seed banks are depleted and the desirable perennial grasses can become reestablished on the site.

**Medusahead.** To treat medusahead, apply 16 fluid ounces of this product per acre as soon as plants are actively growing, and prior to the 4-leaf stage. Applications may be made in the fall or spring.

Applications to brome and medusahead may be made using ground or aerial equipment. Aerial applications for these uses may be made using fixed wing or helicopter equipment. For aerial applications, apply in 2 to 10 gallons of water per acre. For applications using ground equipment, apply in 10 to 20 gallons of water per acre. When applied as directed in this label section, there are no grazing restrictions.

**Dormant Turfgrass**

This product may be used to control or suppress many winter annual weeds and tall fescue for effective release of dormant Bermudagrass and bahiagrass turf. Treat only when turf is dormant and prior to spring greenup.

79/120

**NON-CROP USES 78**

Apply 8 to 64 fluid ounces of this product per acre. Apply the recommended rates in 10 to 40 gallons of water per acre. Use only in areas where Bermudagrass or bahiagrass are desirable ground covers and where some temporary injury or discoloration can be tolerated.

Treatments in excess of 16 fluid ounces per acre may result in injury or delayed greenup in highly maintained areas, such as golf courses and lawns. DO NOT apply tank mixtures of this product plus Oust or Outrider® herbicide in highly maintained turfgrass areas. For further uses, refer to the "Roadsides" section of this label, which gives rates for dormant Bermudagrass and bahiagrass treatments.

**Actively Growing Bermudagrass**

This product may be used to control or partially control many annual and perennial weeds for effective release of actively growing Bermudagrass. DO NOT apply more than 16 fluid ounces of this product per acre in highly maintained turfgrass areas. DO NOT apply tank mixtures of this product plus Oust in highly maintained turfgrass areas. For further uses, refer to the "Roadsides" section of this label, which gives rates for actively growing Bermudagrass treatments. Use only in areas where some temporary injury or discoloration can be tolerated.

**12.4 Turfgrass Renovation, Seed or Sod Production**

USE INSTRUCTIONS: This product controls most existing vegetation prior to renovating turfgrass areas or establishing turfgrass grown for seed or sod. For maximum control of existing vegetation, delay planting or sodding to determine if any regrowth from escaped underground plant parts occurs. Where repeat treatments are necessary, sufficient regrowth must be attained prior to application. For warm-season grasses such as Bermudagrass, summer or fall applications provide the best control. Where existing vegetation is growing under mowed turfgrass management, apply this product after omitting at least one regular mowing to allow sufficient growth for good interception of the spray.

Desirable turfgrasses may be planted following the above procedures.

Hand-held equipment may be used for spot treatment of unwanted vege-

8/12/04

tation growing in existing turfgrass. Broadcast or hand-held equipment may be used to control sod remnants or other unwanted vegetation after sod is harvested.

**PRECAUTIONS, RESTRICTIONS:** Do not disturb soil or underground plant parts before treatment. Tillage or renovation techniques such as vertical mowing, coring or slicing should be delayed for 7 days after application to allow translocation into underground plant parts. Do not feed or graze turfgrass grown for seed or sod production for 8 weeks following application.

## 12.5 Cut Stumps

**TYPES OF APPLICATION:** Treating cut stumps in any non-crop site listed on this label.

**USE INSTRUCTIONS:** This product will control regrowth of cut stumps and resprouts of many types of woody brush and tree species, some of which are listed below. Apply this product using suitable equipment to ensure coverage of the entire cambium. Cut trees or resprouts close to the soil surface. Apply a 50 to 100 percent solution of this product to the freshly cut surface immediately after cutting. Delays in application may result in reduced performance. For best results, applications should be made during periods of active growth and full leaf expansion.

Alder	Reed, giant
Eucalyptus	Saltcedar
Madrone	Sweetgum
Oak	Tan oak
Pepper, Brazilian	Willow
Pine, Austrian	

**PRECAUTIONS, RESTRICTIONS:** Do not make cut stump applications when the roots of desirable woody brush or trees may be grafted to the roots of the cut stump. Some sprouts, stems, or trees may share the same root system. Adjacent trees having a similar age, height and spacing may signal shared roots. Whether grafted or shared, injury is likely to occur to non-treated stems/trees when one or more trees sharing common roots are treated.



8/120

**NON-CROP USES 80**

**12.6 Habitat Management**

TYPES OF USES: Habitat Restoration and Maintenance, Wildlife Food Plots.

**Habitat Restoration and Maintenance**

USE INSTRUCTIONS: This product may be used to control exotic and other undesirable vegetation in habitat management areas. Applications can be made to allow recovery of native plant species, prior to planting desirable native species, and for similar broad-spectrum vegetation control requirements in habitat management areas. Spot treatments can be made to selectively remove unwanted plants for habitat maintenance and enhancement.

**Wildlife Food Plots**

USE INSTRUCTIONS: This product may be used as a site preparation treatment to control annual and perennial weeds prior to planting wildlife food plots. Any wildlife food species may be planted after applying this product, or native species may be allowed to repopulate the area. If tillage is needed to prepare a seedbed, wait 7 days after application before tillage.

**12.7 Injection and Frill (Woody Brush and Trees)**

USE INSTRUCTIONS: This product may be used to control woody brush and trees by injection or frill applications. Apply this product using suitable equipment that must penetrate into the living tissue. Apply the equivalent of 0.04 fluid ounce (1 mL) of this product per each 2 to 3 inches of trunk diameter at breast height (DBH). This is best achieved by applying a 50 to 100 percent concentration of this product either to a continuous frill around the tree or as cuts evenly spaced around the tree below all branches. As tree diameter increases in size, better results are achieved by applying diluted material to a continuous frill or more closely spaced cuttings. Avoid application techniques that allow runoff to occur from frilled or cut areas in species that exude sap freely. In species such as this, make the frill or cuts at an oblique angle to produce a cupping effect and use a 100 percent concentration of this product. For best

87/120

results, application should be made during periods of active growth and after full leaf expansion.

### 12.8 Parks, Recreational, and Residential Areas

USE INSTRUCTIONS: All of the instructions in the "General Non-Crop Weed Control, Trim-and-Edge, Bare Ground" section apply to park and recreational areas.

This product may be used in parks, recreational and residential areas. It may be applied with any application equipment described in this label. This product may be used to trim-and-edge around trees, fences, and paths, around buildings, sidewalks, and other objects in these areas. This product may be used for spot treatment of unwanted vegetation. This product may be used to eliminate unwanted weeds growing in established shrub beds or ornamental plantings. This product may be used prior to planting an area to ornamentals, flowers, turfgrass (sod or seed), or prior to laying asphalt or beginning construction projects.

### 12.9 Railroads

USE INSTRUCTIONS: All of the instructions in the "General Non-Crop Weed Control, Trim-and-Edge, Bare Ground" section apply to railroads.

#### Bare Ground, Ballast and Shoulders, Crossings, Spot Treatments

This product may be used to maintain bare ground on railroad ballast and shoulders. Repeat applications of this product may be used, as weeds emerge, to maintain bare ground. This product may be used to control tall-growing weeds to improve line-of-sight at railroad crossings and reduce the need for mowing along rights-of-way. For crossing applications, up to 80 gallons of spray solution per acre may be used.

TANK MIXTURES: This product may be tank mixed with the following products provided that the specific product is registered for ballast, shoulder, spot, bare ground and crossing treatments:

- |         |             |
|---------|-------------|
| Arsenal | Krovar 1 DF |
| Clarity | Oust        |

83/120

**NON-CROP USES 82**

Diuron	Sahara
Escort	Spike
Garlon 3A	Telar
Garlon 4	Vanquish
Hyvar X	2,4-D

**Brush Control**

This product may be used to control woody brush and trees on railroad rights-of-way. Apply 4 to 10 quarts of this product per acre as a broadcast spray, using boom-type or boomless nozzles. Up to 80 gallons of spray solution per acre may be used. Apply a 0.75 to 2 percent solution of this product when using high-volume spray-to-wet applications. Apply a 5 to 10 percent solution of this product when using low volume directed sprays for spot treatment.

**TANK MIXTURES:** This product may be mixed with the following products for enhanced control of woody brush and trees:

Arsenal	Garlon 4
Escort	Tordon®K
Garlon 3A	

**Bermudagrass Release**

This product may be used to control or partially control many annual and perennial weeds for effective release of actively growing Bermudagrass. Apply 1 to 3 pints of this product in up to 80 gallons of spray solution per acre. Use the lower rate when treating annual weeds below 6 inches in height (or runner length). Use the higher rate as weeds increase in size or as they approach flower or seedhead formation. These rates will also provide partial control of the following perennial species:

Bahiagrass	Johnsongrass
Bluestem, silver	Trumpetcreeper
Fescue, tall	Vaseygrass

**TANK MIXTURES:** This product may be tank-mixed with Oust. If tank-mixed, use no more than 1 to 3 pints of this product with 1 to 2 ounces of Oust per acre. Use the lower rates of each product to control annual weeds less than 6 inches in height (or runner length) that are listed in this label and the Oust label. Use the higher rates as annual weeds increase in size and approach the flower or seedhead stages. These

84/120

rates will also provide partial control of the following perennial weeds:

- |                  |                 |
|------------------|-----------------|
| Bahiagrass       | Fescue, tall    |
| Blackberry       | Johnsongrass    |
| Bluestem, silver | Poorjoe         |
| Broomsedge       | Raspberry       |
| Dallisgrass      | Trumpet creeper |
| Dewberry         | Vaseygrass      |
| Dock, curly      | Vervain, blue   |
| Dogfennel        |                 |

**PRECAUTIONS, RESTRICTIONS:** Use only on well-established Bermudagrass. Bermudagrass injury may result from the treatment, but regrowth will occur under moist conditions. Repeat applications in the same season are not recommended, since severe injury may occur.

## 12.10 Roadsides

**USE INSTRUCTIONS:** All of the instructions in the "General Non-Crop Weed Control, Trim-and-Edge, Bare Ground" section apply to roadsides.

**TANK MIXTURES:** This product may be tank-mixed with the following products provided that the specific product is registered for shoulder, guardrail, spot and bare ground treatments:

- |                 |                |
|-----------------|----------------|
| Clarity         | Princep DF     |
| Diuron          | Princep Liquid |
| Endurance       | Ronstar 50WP   |
| Escort          | Sahara         |
| Krovar I DF     | Simazine       |
| Oust            | Surflan        |
| Outrider        | Telar          |
| Pendulum 3.3 EC | Vanquish       |
| Pendulum WDG    | 2,4-D          |

See the "General Non-Crop Weed Control, Trim-and-Edge, Bare Ground" section of this label for general instructions for tank mixing.

### Shoulder Treatments

This product may be used on road shoulders. It may be applied with

85/120

**NON-CROP USES 84**

boom sprayers, shielded boom sprayers, high-volume off-center nozzles, hand-held equipment, and similar equipment.

**Guardrails and Other Obstacles to Mowing**

This product may be used to control weeds growing under guardrails and around signposts and other objects along the roadside.

**Spot Treatment**

This product may be used as a spot treatment to control unwanted vegetation growing along roadsides.

**Release of Bermudagrass or Bahiagrass**

**Dormant Applications**

This product may be used to control or partially control many winter annual weeds and tall fescue for effective release of dormant Bermudagrass or bahiagrass. Treat only when turf is dormant and prior to spring greenup. This product may also be tank-mixed with Outrider herbicide or Oust for residual control. Tank mixtures of this product with Oust may delay greenup.

For best results on winter annuals, treat when plants are in an early growth stage (below 6 inches in height) after most have germinated. For best results on tall fescue, treat when fescue is at or beyond the 4- to 6-leaf stage.

Apply 8 to 64 fluid ounces of this product in a tank mixture with 0.75 to 1.3 ounces Outrider herbicide per acre. Read and follow all label directions for Outrider herbicide.

Apply 8 to 64 fluid ounces of this product per acre alone or in a tank mixture with 0.25 to 1 ounce per acre of Oust. Apply the recommended rates in 10 to 40 gallons of water per acre. Use only in areas where Bermudagrass or bahiagrass are desirable ground covers and where some temporary injury or discoloration can be tolerated. To avoid delays in greenup and minimize injury, add no more than 1 ounce of Oust per acre on Bermudagrass and no more than 0.5 ounce of Oust per acre on bahiagrass and avoid treatments when these grasses are in a semi-dormant condition.

86/100

**Actively Growing Bermudagrass**

This product may be used to control or partially control many annual and perennial weeds for effective release of actively growing Bermudagrass. Apply 1 to 3 pints of this product in 10 to 40 gallons of spray solution per acre. Use the lower rate when treating annual weeds below 6 inches in height (or runner length). Use the higher rate as weeds increase in size or as they approach flower or seedhead formation. These rates will also provide partial control of the following perennial species:

- |                  |                 |
|------------------|-----------------|
| Bahiagrass       | Johnsongrass    |
| Bluestem, silver | Trumpet creeper |
| Fescue, tall     | Vaseygrass      |

**TANK MIXTURES:** This product may be tank mixed with Outrider herbicide for control or partial control of Johnsongrass and other weeds listed in the Outrider herbicide label. Use 8 to 32 fluid ounces of this product with 0.75 to 1.3 ounces of Outrider herbicide. Use the higher rates of both products for control of perennial weeds or annual weeds greater than 6 inches in height.

This product may be tank-mixed with Oust. If tank-mixed, use no more than 1 to 2 pints of this product with 1 to 2 ounces of Oust per acre. Use the lower rates of each product to control annual weeds less than 6 inches in height (or runner length) that are listed in this label and the Oust label. Use the higher rates as annual weeds increase in size and approach the flower or seedhead stages. These rates will also provide partial control of the following perennial weeds:

- |                  |                 |
|------------------|-----------------|
| Bahiagrass       | Fescue, tall    |
| Bluestem, silver | Johnsongrass    |
| Broomsedge       | Poorjoe         |
| Dallisgrass      | Trumpet creeper |
| Dock, curly      | Vaseygrass      |
| Dogfennel        | Vervain, blue   |

**PRECAUTIONS, RESTRICTIONS:** Use only on well-established Bermudagrass. Bermudagrass injury may result from the treatment, but regrowth will occur under moist conditions. Repeat applications of the tank mix in the same season are not recommended, since severe injury may occur.

**NON-CROP USES 85**

88/120

**NON-CROP USES 86**

**Actively Growing Bahiagrass**

For suppression of vegetative growth and seedhead inhibition of bahiagrass for approximately 45 days, apply 6 fluid ounces of this product in 10 to 40 gallons of water per acre. Apply 1 to 2 weeks after full greenup or after mowing to a uniform height of 3 to 4 inches. This application must be made prior to seedhead emergence.

For suppression up to 120 days, apply 4 fluid ounces of this product per acre, followed by an application of 2 to 4 fluid ounces per acre about 45 days later. Make no more than two applications per year.

**TANK MIXTURES:** This product may be used for control or partial control of Johnsongrass and other weeds listed on the Outrider herbicide label in actively growing bahiagrass. Apply 1.5 to 5 fluid ounces of this product with 0.75 to 1.3 ounces of Outrider herbicide per acre. Use the higher rates for control of perennial weeds or annual weeds greater than 6 inches in height. Use only on well established bahiagrass.

A tank mixture of this product plus Oust may be used. Apply 6 fluid ounces of this product plus 0.25 ounce of Oust per acre 1 to 2 weeks following an initial spring mowing. Make only one application per year.

**12.11 Conifer Release and Forestry Site Preparation**

**Conifer Release**

**USE INSTRUCTIONS:** For release, apply only where conifers have been established for more than one year. Vegetation should not be disturbed prior to treatment or until visual symptoms appear after treatment. Symptoms of treatment are slow to appear, especially in woody species treated in late fall. Injury may occur to conifers treated for release, especially where spray patterns overlap or the higher rates are applied or when applications are made during periods of active conifer growth. **Do not use additional surfactant with conifer release applications.**

Applications must be made after formation of final conifer resting buds in the fall or prior to initial bud swelling in spring. Some autumn colors on undesirable deciduous species are acceptable provided no major leaf

88/120

drop has occurred. Use the following rates for conifer release to control or partially control the weeds listed in the "ANNUAL WEEDS", and "PERENNIAL WEEDS RATE TABLES" section of this label.

For release of the following conifer species:

<b>Douglas Fir</b>	<b>Pines*</b>
<i>Pseudotsuga menziesii</i>	<i>Pinus spp.</i>
<b>Fir</b>	<b>Spruce</b>
<i>Abies spp.</i>	<i>Picea spp.</i>
<b>Hemlock</b>	
<i>Tsuga spp.</i>	

\*Includes all species except eastern white pine, loblolly pine or slash pine.

Apply 1.5 to 2 quarts of this product per acre except in Washington and Oregon, west of the crest of the Cascade Mountains. For spring treatments west of the crest of the Cascade Mountains, apply 1 quart of this product per acre before conifer bud swell for control of annual weeds. For fall treatments in Washington and Oregon, west of the crest of the Cascade Mountains, apply 1 to 1.5 quarts of this product per acre before any major leaf drop of deciduous species.

For release of western hemlock apply 1 quart of this product per acre.

For release of the following conifer species:

<b>Loblolly pine</b>	<b>Slash pine</b>
<i>Pinus taeda</i>	<i>Pinus elliottii</i>
<b>Eastern white pine</b>	
<i>Pinus strobus</i>	

Late Season Application—Apply 1.5 to 2 quarts of this product in a minimum of 5 gallons of spray solution per acre during early autumn. Applications made prior to September 1 or when conditions are conducive to rapid growth of conifers will result in potential for increased injury in the form of tip and/or needle burn. Injury may decrease with later application. Some autumn colors are acceptable at time of application. Apply prior to frost or leaf drop of undesirable plants. Applications made according to label direction will release loblolly pine, eastern white



89/120

**NON-CROP USES 88**

pine and slash pine by reducing competition from the following species:

- |   |  |
|---|--|
| <b>Ash</b><br><i>Fraxinus spp.</i>                  | <b>Oak, white</b><br><i>Quercus alba</i>               |
| <b>Cherry, black</b><br><i>Prunus serotina</i>      | <b>Persimmon</b><br><i>Diospyros spp.</i>              |
| <b>Cherry, pin</b><br><i>Prunus pensylvanica</i>    | <b>Poplar, yellow</b><br><i>Linodendron tulipifera</i> |
| <b>Elm</b><br><i>Ulmus spp.</i>                     | <b>Sassafras</b><br><i>Sassafras albidum</i>           |
| <b>Hawthorn</b><br><i>Crataegus spp.</i>            | <b>Sourwood</b><br><i>Oxydendrum arboreum</i>          |
| <b>Locust, black</b><br><i>Robinia pseudoacacia</i> | <b>Sumac, poison</b><br><i>Rhus vernix</i>             |
| <b>Maple, red</b><br><i>Acer rubra</i>              | <b>Sumac, smooth</b><br><i>Rhus glabra</i>             |
| <b>Oak, black</b><br><i>Quercus velutina</i>        | <b>Sumac, winged</b><br><i>Rhus copallina</i>          |
| <b>Oak, post</b><br><i>Quercus stellata</i>         | <b>Sweetgum</b><br><i>Liquidambar styraciflua</i>      |
| <b>Oak, southern red</b><br><i>Quercus falcata</i>  |  |

Apply only to those sites where woody brush and trees listed in this label constitute the majority of the undesirable species.

**TANK MIXTURES:** Buccaneer Glyphosate Herbicide plus Oust for conifer release from herbaceous weeds

To release loblolly pines from herbaceous weeds, tank mixtures of this product with Oust will provide control of annual weeds listed in the "ANNUAL WEEDS RATE TABLE" section of this label and the Oust label, and partial control of the perennial weeds listed below.

Apply 16 to 24 fluid ounces of this product with 2 to 4 ounces of Oust in 10 to 30 gallons of spray solution per acre. Make application to actively growing weeds as a broadcast spray over the top of the young loblolly pines. This

90/120

product plus Oust tank mixtures may not be applied by air in California.

This tank mixture may be applied using aerial equipment. When applying by air, use the recommended rate in 5 to 15 gallons of spray solution per acre.

For control of annual weeds below 12 inches in height (or runner length on annual vines), use the low rates of both products. Use the higher rates of both products when annual weeds are in more advanced stages of growth and approaching flower or seed formation.

Use the higher rates of both products for partial control of the following perennial weeds. Use the lower rates for suppression of growth.

<b>Bahiagrass</b>	<b>Johnsongrass**</b>
<i>Paspalum notatum</i>	<i>Sorghum halepense</i>
<b>Broomsedge</b>	<b>Poorjoe**</b>
<i>Andropogon virginicus</i>	<i>Diodia teres</i>
<b>Dock, curly</b>	<b>Trumpet creeper*</b>
<i>Rumex crispus</i>	<i>Campus radicans</i>
<b>Dogfennel</b>	<b>Vaseygrass</b>
<i>Eupatorium capilliflorum</i>	<i>Paspalum urvillei</i>
<b>Fescue, Tall</b>	<b>Vervain, blue</b>
<i>Festuca arundinacea</i>	<i>Verbena hastata</i>

\*Suppression at the higher rates only.

\*\*Control at the higher rates.

Pine damage may occur or can be accentuated if treatment takes place when young trees are under stress from drought, flood water, insects or disease.

Read and observe the cautionary statements and all other information appearing on the labels of all herbicides used.

**AERIAL APPLICATION:** This product may be applied using aerial spray equipment for conifer release treatments. See the "APPLICATION EQUIPMENT and TECHNIQUES" part of the "MIXING, ADDITIVES and APPLICATION INSTRUCTIONS" section of this label for information on how to properly spray this product by air.

91/12

**NON-CROP USES 90**

DO NOT APPLY THIS PRODUCT BY AIR TO RIGHTS-OF-WAY SITES IN THE STATE OF CALIFORNIA.

**Forestry Site Preparation**

USE INSTRUCTIONS: This product is recommended for the control or partial control of woody brush, trees and herbaceous weeds in forestry. This product is also recommended for use in preparing or establishing wildlife openings within these sites and maintaining logging roads.

This product is recommended for use in site preparation prior to planting any tree species, including Christmas trees, eucalyptus, hybrid tree cultivars and silvicultural nursery sites.

For applications using different types of equipment, see "APPLICATION RATES" table in "HAND-HELD EQUIPMENT" section of this label.

TANK MIXTURES: Tank mixtures of this product may be used to increase the spectrum of vegetation controlled. When tank mixing, read and carefully observe the label claims, cautionary statements and all information on the labels of all products used. Use according to the most restrictive precautionary statements for each product in the mixture.

NOTE: For forestry site preparation, make sure the tank-mix product is approved for use prior to planting the desired species. Observe planting interval restrictions.

Any recommended rate of this product may be used in a tank mix with the following products for forestry site preparation.

Product	Broadcast Rate
Arsenal Applicators Concentrate	2 to 16 fluid ounces per acre
Escort	0.5 to 3.5 ounces per acre
Chopper™	4 to 32 fluid ounces per acre
Carlton 4	1 to 4 quarts per acre
Dust	1 to 4 ounces per acre

2/12/04

Product	Spray-To-Wet Rates
Arsenal Applicators Concentrate	0.03 to 0.5 % by volume

Product	Low Volume Directed Spray Rates
Arsenal Applicators Concentrate	0.1 to 0.5 percent by volume

Arsenal Applicators Concentrate 0.1 to 0.5 percent by volume

For control of herbaceous weeds, use the lower recommended tank mixture rates. For control of dense stands or tough-to-control woody brush and trees, use the higher recommended rates.

### 13.0 ANNUAL WEEDS RATE TABLE (Alphabetically by Species)

**WATER CARRIER VOLUMES OF 3 TO 10 GALLONS PER ACRE FOR GROUND APPLICATIONS AND 3 TO 5 GALLONS PER ACRE FOR AERIAL APPLICATIONS ARE RECOMMENDED.**

Apply to actively growing annual weeds. Annual weeds are generally easiest to control when they are small.

Older, mature (hardened) annual weed species may require higher rates even if they meet the size requirements.

Do not tank mix with soil residual herbicides when using these rates unless otherwise specified.

For weeds that have been mowed, grazed or cut, allow regrowth to occur prior to treatment.

This product may be used up to 48 fluid ounces per acre where heavy weed densities exist.

93/120

**ANNUAL WEEDS RATE TABLE 92**

**ANNUAL WEEDS RATE TABLE**

WEED SPECIES	RATE (fluid ounces per acre)				
	16	24	32	40	48
	Maximum height/length (in inches)				
Amimannia, purple	3	6	12	-	18
Anoda, spurred	-	2	3	5	8
Barley	18	18+	-	-	-
Barnyardgrass	-	3	6	7	9
Bassia, fivehook	-	-	6	-	-
Beggarweed, Florida	-	5	8	-	-
Bittercress	12	20	-	-	-
Bluegrass, annual	10	-	-	-	-
Bluegrass, bulbous	6	-	-	-	-
Brome, downy <sup>12</sup>	6	12	-	-	-
Brome, Japanese	6	12	24	-	-
Browntop panicum	6	8	12	-	24
Buckwheat, wild <sup>3</sup>	-	1	2	-	-
Burcucumber	-	6	12	-	18
Buttercup	12	20	-	-	-
Carolina geranium	-	-	4	-	9
Carpetweed	-	6	12	-	-
Cheat <sup>2</sup>	6	20	-	-	-
Chervil	20	-	-	-	-
Chickweed	-	12	18	-	-
Cocklebur	12	18	24	-	36
Copperleaf, hophornbeam	-	2	4	-	6
Copperleaf, Virginia	-	2	4	-	6
Coreopsis, plains	-	6	12	-	18
Corn, volunteer	6	12	20	-	-
Corn speedwell	12	-	-	-	-
Crabgrass	3	6	12	-	-
Crowfootgrass	-	-	6	-	12
Cutleaf evening primrose	-	-	3	-	6
Devilsclaw (unicorn plant)	-	3	6	-	-
Dwarf dandelion	12	-	-	-	-

94/120

Eastern mangrass	8	12	-	-	-
Eclipta	-	4	8	12	-
Fall panicum	4	-	6	-	12
Falsedandelion	-	20	-	-	-
Falselax, smallseed	12	-	-	-	-
Fiddleneck	-	6	12	-	-
Field pennycress	6	12	-	-	-
Filaree	-	-	6	-	12
Fleabane, annual	6	20	-	-	-
Fleabane, hairy ( <i>Coryza bonariensis</i> )	-	-	6	-	10
Fleabane, rough	3	6	12	-	-
Florida pusley	-	-	4	-	6
Foxtail, giant, bristly, yellow	6	12	20	-	-
Foxtail, Carolina	10	-	-	-	-
Foxtail, green	12	-	-	-	-
Goatgrass, jointed	6	12	-	-	-
Goosegrass	-	3	6	-	12
Grain sorghum (milo)	6	12	20	-	-
Groundcherry	-	3	6	-	9
Groundsel, common	-	6	10	-	-
Hemp sesbania	-	2	4	6	8
Henbit	-	-	6	-	12
Horseweed/ Marestalk ( <i>Coryza canadensis</i> )	-	6	12	-	18
Itchgrass	6	8	12	-	18
Jimsonweed	-	-	12	-	18
Johnsongrass, seedling	6	12	18	-	24
Junglerice	-	3	6	7	9
Knotweed	-	-	6	-	12
Kochia <sup>4</sup>	-	3 to 6	12	-	-
Lambsquarters	-	6	12	-	20
Little barley	6	12	-	-	-
London rocket	6	-	24	-	-
Mayweed	-	2	6	12	18
Morningglory, annual ( <i>Ipomoea spp</i> )	-	-	3	-	6

**ANNUAL WEEDS RATE TABLE 93**

95/120

**ANNUAL WEEDS RATE TABLE 94**

**ANNUAL WEEDS RATE TABLE**

WEED SPECIES	RATE				
	(fluid ounces per acre)				
	16	24	32	40	48
	Maximum height/length (in inches)				
Mustard, blue	6	12	18	-	-
Mustard, tansy	6	12	18	-	-
Mustard, tumble	6	12	18	-	-
Mustard, wild	6	12	18	-	-
Nightshade, black	-	4	6	-	12
Nightshade, hairy	-	4	6	-	12
Oats	3	6	18	-	-
Pigweed species	-	12	18	24	-
Prickly lettuce	-	6	12	-	-
Purslane	-	-	3	-	6
Ragweed, common	-	6	12	-	18
Ragweed, giant	-	6	12	-	18
Red rice	-	-	4	-	-
Rye, volunteer/cereal?	6	18	18+	-	-
Ryegrass	-	-	6	-	12
Sandbur, field	6	12	-	-	-
Sandbur, longspine	6	12	-	-	-
Shattercane	6	12	20	-	-
Shepherd's-purse	6	12	-	-	-
Sicklepod	-	2	4	-	8
Signalgrass, broadleaf	-	3	6	7	9
Smartweed, ladythumb	-	-	6	-	9
Smartweed, Pennsylvania	-	-	6	-	9
Sowthistle, annual	-	-	6	-	12
Spanishneedles	-	-	6	-	12
Speedwell, purslane	12	-	-	-	-
Sprangletop	6	12	20	-	-
Spurge, prostrate	-	6	12	-	-
Spurge, spotted	-	6	12	-	-
Spurry, umbrella	6	-	-	-	-

96/120

Stinkgrass	-	12	-	-	-
Sunflower	12	18	-	-	-
Swinecress	-	5	12	-	-
Tea tree/Prickly sida	-	2	4	-	6
Texas panicum	6	8	12	-	24
Thistle, Russian <sup>5</sup>	-	6	12	-	-
Velvetleaf	-	-	6	-	12
Virginia pepperweed	-	18	-	-	-
Waterhemp	-	-	6	-	12
Wheat <sup>2</sup>	6	12	18	-	-
Wheat (overwintered)	-	6	12	-	18
Wild oats	3	6	18	-	-
Wild proso millet	-	6	12	-	18
Witchgrass	-	12	-	-	-
Woolly cupgrass	-	6	12	-	-
Yellow rocket	-	12	20	-	-

<sup>1</sup> For control of downy brome in no-till systems, use 24 fluid ounces per acre.

<sup>2</sup> Performance is better if application is made before this weed reaches the boot stage of growth.

<sup>3</sup> Use 24 fluid ounces per acre of this product to control wild buckwheat in the cotyledon to 2-leaf stage. Use 32 fluid ounces per acre to control 2- to 4-leaf wild buckwheat. For improved control of wild buckwheat over 2 inches in size, use sequential treatments of 32 fluid ounces followed by 32 fluid ounces of this product per acre.

<sup>4</sup> Do not treat kochia in the button stage.

<sup>5</sup> Control of Russian Thistle may vary based on environmental conditions and spray coverage. Whenever possible, a tank mixture with 2,4-D as described below may improve control.

### 13.1 Annual Weeds—Rates for 10 to 40 Gallons per Acre

Apply 1 to 2 quarts of this product per acre. Use 1 quart per acre if weeds are less than 6 inches tall, 1.5 quarts per acre if weeds are 6 to 12 inches tall and 2 quarts per acre if weeds are greater than 12 inches tall.



93/120

**ANNUAL WEEDS RATE TABLE 96**

These rates will provide control of weeds listed in the "ANNUAL WEEDS RATE TABLE" when water carrier volumes are 10 to 40 gallons per acre for ground applications. Older, mature (hardened) annual weed species may require higher rates even if they meet the size requirements.

**13.2 Annual Weeds—Tank Mixtures with 2,4-D, Dicamba, or Tordon 22K**

12 to 16 fluid ounces of this product plus 0.25 pound of dicamba or 0.5 pound of 2,4-D or 1 to 2 fluid ounces of Tordon 22K per acre will control the following weeds with the maximum height or length indicated: 6 inches—prickly lettuce, maretail/horseweed, morningglory, kochia (dicamba only) wild buckwheat (Tordon 22K only); 12 inches—cocklebur, lambsquarters, pigweed, Russian thistle (2,4-D only).

16 fluid ounces of this product plus 0.5 pound of 2,4-D per acre will control the following weeds when they are a maximum height or length of 6 inches: common ragweed, giant ragweed, Pennsylvania smartweed, and velvetleaf.

Refer to the specific product labels for crop rotation restrictions and cautionary statements of all products used in tank mixtures. Ensure that the specific product is registered for application at the desired site. Some crop injury may occur if dicamba or Tordon 22K is applied within 45 days of planting.

DO NOT APPLY DICAMBA TANK MIXTURES BY AIR IN CALIFORNIA.

**13.3 Annual Weeds—Hand-Held or High-Volume Equipment**

For control of weeds listed in the "ANNUAL WEEDS RATE TABLE", apply a 0.5 percent solution of this product to weeds less than 6 inches in height or runner length. Apply prior to seedhead formation in grass or bud formation in broadleaf weeds. For annual weeds over 6 inches tall, or unless otherwise specified, use a 1 percent solution.

For best results, use a 2 percent solution on harder-to-control perennials, such as Bermudagrass, dock, field bindweed, hemp dogbane, milkweed and Canada thistle.

9/12/20

When using application methods that result in less than complete coverage, use a 5 percent solution for annual and perennial weeds and a 5 to 10 percent solution for woody brush and trees.

### 13.4 Annual Weeds—Tank Mixtures with Atrazine for Fallow and Reduced Tillage Systems

For use only in Colorado, Kansas, Nebraska, Oklahoma, Oregon, South Dakota, and Washington. In Oregon and Washington, do not exceed 1 pound of atrazine per acre.

24 to 28 fluid ounces of this product plus 1 to 2 pounds of atrazine per acre will control the following weeds: Barnyardgrass (requires 28 ounces for control), Downy brome, Green foxtail, Lambsquarters, Prickly lettuce, Tansy mustard, Pigweed, Field sandbur, Stinkgrass, Russian thistle, Volunteer wheat, Witchgrass and Kochia (add 0.125 pound of dicamba for control). Ensure that the specific atrazine product is registered for application at the desired site.

### 14.0 PERENNIAL WEEDS RATE TABLE (Alphabetically by Species)

Apply to actively growing perennial weeds.

**NOTE:** If weeds have been mowed or tilled, do not treat until plants have resumed active growth and have reached the recommended stages. Repeat treatments may be necessary to control weeds regenerating from underground parts or seed. Repeat treatments must be made prior to crop emergence. Unless otherwise stated, allow 7 or more days after application before tillage. Best results are obtained when soil moisture is adequate for active weed growth.

99/120

### PERENNIAL WEEDS RATE TABLE 98

Weed Species	Rate (QT/A)	Water Volume (GPA)	Hand-Held % Solution
<b>Alfalfa</b>	1-2	3-10	2%
Make applications after the last hay cutting in the fall. Allow alfalfa to regrow to a height of 6 to 8 inches or more prior to treatment. Applications should be followed with deep tillage at least 7 days after treatment, but before soil freeze-up.			
<b>Alligatorweed</b>	4	3-20	1.5%
Partial control. Apply when most of the plants are in bloom. Repeat applications will be required to maintain control.			
<b>Anise (fennel)</b>			1-2%
For hand-held, apply as a spray-to-wet treatment. Optimum results are obtained when plants are treated at the bud to full-bloom stage of growth.			
<b>Bahiagrass</b>	3-5	3-20	2%
Apply when most plants have reached the early head stage.			
<b>Bentgrass</b>	1.5	10-20	2%
For suppression in grass seed production areas. For ground applications only. Ensure entire crown area has resumed growth prior to a fall application. Bentgrass should have at least 3 inches of growth. Tillage prior to treatment should be avoided. Tillage 7 to 10 days after application is recommended for best results.			
<b>Bermudagrass</b>	3-5	3-20	2%
For control, apply 5 quarts of this product per acre. For partial control, apply 3 quarts per acre. Treat when Bermudagrass is actively growing and seedheads are present. Retreatment may be necessary to maintain control.			
<b>Bermudagrass, water (knotgrass)</b>	1-1.5	5-10	2%
Apply 1.5 quarts of this product in 5 to 10 gallons of water per acre. Apply when water Bermudagrass is 12 to 18 inches in length. Allow 7 or more days before tilling, flushing or flooding the field.			
Fall applications only: Apply 1 quart of this product in 5 to 10 gallons of water per acre. Fallow fields should be tilled prior to application. Apply prior to frost on water Bermudagrass that is 12 to 18 inches in length.			
This product is not registered in California for use on water Bermudagrass.			
<b>Bindweed, field</b>	0.3-5	3-20	2%
Do not treat when weeds are under drought stress as good soil moisture is necessary for active growth.			

100/120

For control, apply 4 to 5 quarts of this product per acre west of the Mississippi River and 3 to 4 quarts east of the Mississippi River. Apply when the weeds are at or beyond full bloom. For best results, apply in late summer or fall. Fall treatments must be applied before a killing frost.

Also for control, apply 2 quarts of this product plus 0.5 pound of dicamba in 10 to 20 gallons of water per acre. Do not apply by air.

For suppression on irrigated agricultural land, apply 1 to 2 quarts of this product plus 1 pound of 2,4-D in 10 to 20 gallons of water per acre with ground equipment only. Applications should be made following harvest or in fall fallow ground when the bindweed is actively growing and the majority of runners are 12 inches or more in length. The use of at least one irrigation will promote active bindweed growth.

For suppression, apply 16 fluid ounces of this product plus 0.5 pound of 2,4-D in 3 to 10 gallons of water per acre for ground applications and 3 to 5 gallons of water per acre for aerial applications. Apply by air in fallow and reduced tillage systems only. Applications should be delayed until maximum emergence has occurred and when vines are between 6 to 18 inches in length.

In California only, apply 1 to 5 quarts of this product per acre. Actual rate needed for suppression or control will vary within this range depending on local conditions. For suppression on irrigated land where annual tillage is performed, apply 1 quart of this product in 3 to 10 gallons of water per acre. Apply to bindweed that has reached a length of 12 inches or greater. Allow maximum weed emergence and runner growth. Allow 3 or more days after application before tillage.

Bluegrass, Kentucky 1-2 3-40 2%

Apply 2 quarts of this product in 10 to 40 gallons of water per acre when most plants have reached boot-to-early seedhead stage of development. For partial control in pasture or hay crop renovation, apply 1 to 1.5 quarts of this product in 3 to 10 gallons of water per acre. Apply to actively growing plants when most have reached 4 to 12 inches in height.

Blueweed, Texas 3-5 3-40 2%

Apply 4 to 5 quarts of this product per acre west of the Mississippi River and 3 to 4 quarts per acre east of the Mississippi River. Apply when plants are at or beyond full bloom. New leaf development indicates active growth. For best results, apply in late summer or fall. Fall treatments must be applied before a killing frost.

Brackenfern 3-4 3-40 1-1.5%

Apply to fully expanded fronds that are at least 18 inches long.

Bromegrass, smooth 1-2 3-40 2%

Apply 2 quarts of this product in 10 to 40 gallons of water per acre when most

**PERENNIAL WEEDS RATE TABLE 99**

101/120

### PERENNIAL WEEDS RATE TABLE 100

Weed Species	Rate (QT/A)	Water Volume (GPA)	Hand-Held % Solution
--------------	-------------	--------------------	----------------------

plants have reached boot-to-early seedhead stage of development. For partial control in pasture or hay crop renovation, apply 1 to 1.5 quarts of this product in 3 to 10 gallons of water per acre. Apply to actively growing plants when most have reached 4 to 12 inches in height.

Bursage, woolly-leaf	—	3-20	2%
----------------------	---	------	----

For control, apply 2 quarts of this product plus 0.5 pound of dicamba per acre. For partial control, apply 1 quart of this product plus 0.5 pound of dicamba per acre. Apply when plants are producing new active growth which has been initiated by moisture for at least 2 weeks and when plants are at or beyond flowering.

Canarygrass, reed	2-3	3-40	2%
-------------------	-----	------	----

For best results, apply when most plants have reached the boot-to-head stage of growth.

Cattail	3-5	3-40	2%
---------	-----	------	----

Apply when most plants have reached the early head stage.

Clover, red, white	3-5	3-20	2%
--------------------	-----	------	----

Apply when most plants have reached the early bud stage. Also for control, apply 16 to 32 fluid ounces of this product plus 0.5 to 1 pound of 2,4-D in 3 to 10 gallons of water per acre.

Cogongrass	3-5	10-40	2%
------------	-----	-------	----

Apply when cogongrass is at least 18 inches tall in late summer or fall. Due to uneven stages of growth and the dense nature of vegetation preventing good spray coverage, repeat treatments may be necessary to maintain control.

Dallisgrass	3-5	3-20	2%
-------------	-----	------	----

Apply when most plants have reached the early head stage.

Dandelion	3-5	3-40	2%
-----------	-----	------	----

Apply when most plants have reached the early bud stage of growth. Also for control, apply 16 fluid ounces of this product plus 0.5 pound of 2,4-D in 3 to 10 gallons of water per acre.

Dock, curly	3-5	3-40	2%
-------------	-----	------	----

Apply when most plants have reached the early bud stage of growth. Also for control, apply 16 to 32 fluid ounces of this product plus 0.5 to 1 pound of

102/124

2,4-D in 3 to 10 gallons of water per acre.

Dogbane, hemp 4 3-40 2%

Apply when most plants have reached the late bud to flower stage of growth. Following crop harvest or mowing, allow weeds to regrow to a mature stage prior to treatment. For best results, apply in late summer or fall.

For suppression, apply 16 fluid ounces of this product plus 0.5 pound of 2,4-D in 3 to 10 gallons of water per acre for ground applications and 3 to 5 gallons of water per acre for aerial applications. Delay applications until maximum emergence of dogbane has occurred.

Fescue (except tall) 3-5 3-20 2%

Apply when most plants have reached the early head stage.

Fescue, tall 1-3 3-40 2%

Apply 3 quarts of this product per acre when most plants have reached boot-to-early seedhead stage of development.

Fall applications only: Apply 1 quart of this product in 3 to 10 gallons of water per acre. Apply to fescue in the fall when plants have 6 to 12 inches of new growth. A sequential application of 1 pint per acre of this product will improve long-term control and control seedlings germinating after fall treatments or the following spring.

Guineagrass 2-3 3-40 1%

Apply when most plants have reached at least the 7-leaf stage of growth. Ensure thorough coverage when using hand-held equipment.

In Texas and ridge of Florida, use 2 quarts for control. In the flatwoods region of Florida, 3 quarts is required for control.

Horsenettle 3-5 3-20 2%

Apply when most plants have reached the early bud stage.

Horseradish 4 3-40 2%

Apply when most plants have reached the late bud to flower stage of growth. For best results, apply in late summer or fall.

Iceplant 1.5-2%

Iceplant should be at or beyond the early bud stage of growth. Thorough coverage is necessary for best control.

Jerusalem artichoke 3-5 3-20 2%

Apply when most plants are in the early bud stage.

Johnsongrass 0.5-3 3-40 1%

In annual cropping systems apply 1 to 2 quarts of this product per acre. Apply 1

**PERENNIAL WEEDS RATE TABLE 101**

123/120

### PERENNIAL WEEDS RATE TABLE 102

Weed Species	Rate QT/A	Water Volume GPA	Hand-Held % Solution
--------------	--------------	---------------------	-------------------------

quart of this product in 3 to 10 gallons of water per acre. Use 2 quarts of this product when applying 10 to 40 gallons of water per acre. In non-crop, or areas where annual tillage is not practiced (no-till), apply 2 to 3 quarts of this product in 10 to 40 gallons of water per acre.

For best results, apply when most plants have reached the boot-to-head stage of growth or in the fall prior to frost. Allow 7 or more days after application before tillage. Do not tank mix with residual herbicides when using 1 quart of this product per acre.

For burndown of Johnsongrass, apply 1 pint of this product in 3 to 10 gallons of water per acre before the plants reach a height of 12 inches. For this use, allow at least 3 days after treatment before tillage.

Spot treatment (partial control or suppression)—Apply a 1 percent solution of this product when Johnsongrass is 12 to 18 inches in height. Coverage should be uniform and complete.

Kikuyugrass	2-3	3-40	2%
-------------	-----	------	----

Spray when most kikuyugrass is at least 8 inches in height (3- or 4-leaf stage of growth). Allow 3 or more days after application before tillage.

Knapweed	4	3-40	2%
----------	---	------	----

Apply when most plants have reached the late bud to flower stage of growth. For best results, apply in late summer or fall.

Lantana			1-1.25%
---------	--	--	---------

Apply at or beyond the bloom stage of growth. Use the higher application rate for plants that have reached the woody stage of growth.

Lespedeza	3-5	3-20	2%
-----------	-----	------	----

Apply when most plants have reached the early bud stage.

Milkweed, common	3	3-40	2%
------------------	---	------	----

Apply when most plants have reached the late bud to flower stage of growth.

Muhly, wirestem	1-2	3-40	2%
-----------------	-----	------	----

Use 1 quart of this product in 3 to 10 gallons of water per acre. Use 2 quarts of this product when applying 10 to 40 gallons of water per acre or in pasture, sod, or non-crop areas. Spray when the wirestem muhly is 8 inches or more in height. Do not till between harvest and fall applications or in the fall or spring prior to spring applications. Allow 3 or more days after application before tillage.

104/120

Mullein, common	3-5	3-20	2%
-----------------	-----	------	----

Apply when most plants are in the early bud stage.

Napiergrass	3-5	3-20	2%
-------------	-----	------	----

Apply when most plants are in the early head stage.

Nightshade, silverleaf	2	3-10	2%
------------------------	---	------	----

Applications should be made when at least 60 percent of the plants have berries. Fall treatments must be applied before a killing frost.

Nutsedge, purple or yellow	0.5-3	3-40	1-2%
----------------------------	-------	------	------

Apply 3 quarts of this product per acre or apply a 1 to 2 percent solution for control of nutsedge plants and immature nutlets attached to treated plants. Treat when plants are in flower or when new nutlets can be found at rhizome tips. Nutlets that have not germinated will not be controlled and may germinate following treatment. Repeat treatments will be required for long-term control of ungerminated tubers.

Sequential applications: 1 to 2 quarts of this product in 3 to 10 gallons of water per acre will also provide control. Make applications when a majority of the plants are in the 3- to 5-leaf stage (less than 6 inches tall). Repeat this application, as necessary, when newly emerging plants reach the 3- to 5-leaf stage. Subsequent applications will be necessary for long-term control.

For partial control of existing plants, apply 1 pint to 2 quarts of this product in 3 to 40 gallons of water per acre. Treat when plants have 3 to 5 leaves and most are less than 6 inches tall. Repeat treatments will be required to control subsequent emerging plants or regrowth of existing plants.

Orchardgrass	1-2	3-40	2%
--------------	-----	------	----

Apply 2 quarts of this product in 10 to 40 gallons of water per acre when most plants have reached boot-to-early seedhead stage of development. For partial control in pasture or hay crop renovation, apply 1 to 1.5 quarts of this product in 3 to 10 gallons of water per acre. Apply to actively growing plants when most have reached 4 to 12 inches in height.

Orchardgrass sods going to no-till corn: Apply 1 to 1.5 quarts of this product in 3 to 10 gallons of water per acre. Apply to orchardgrass that is a minimum of 12 inches tall for spring applications and 6 inches tall for fall applications. Allow at least 3 days following application before planting. A sequential application of atrazine will be necessary for optimum results.

**PERENNIAL WEEDS RATE TABLE 103**



105/120

### PERENNIAL WEEDS RATE TABLE 104

Weed Species	Rate QT/A	Water Volume (GPA)	Hand-Held % Solution
--------------	--------------	-----------------------	-------------------------

Pampasgrass			1.5-2%
-------------	--	--	--------

Pampasgrass should be at or beyond the boot stage of growth. Thorough coverage is necessary for best control.

Paragrass	3-5	3-20	2%
-----------	-----	------	----

Apply when most plants are in the early head stage.

Phragmites	3-5	10-40	1-2%
------------	-----	-------	------

For partial control and for best results, treat during late summer or fall when plants are actively growing and in full bloom. Treatment before or after this stage may lead to reduced control. Due to the dense nature of the vegetation, which may prevent good spray coverage or uneven stages of growth, repeat treatments may be necessary to maintain control. Visual control symptoms will be slow to develop.

Poison hemlock			1-2%
----------------	--	--	------

For hand-held, apply as a spray-to-wet treatment. Optimum results are obtained when plants are treated at the bud to full-bloom stage of growth. Thorough coverage is necessary for best control.

Pokeweed, common	1-3	3-40	2%
------------------	-----	------	----

Apply to actively growing plants up to 24 inches tall.

Quackgrass	1-3	3-40	2%
------------	-----	------	----

In annual cropping systems, or in pastures and sods followed by deep tillage:

Apply 1 quart of this product in 3 to 10 gallons of water per acre. For 10 to 40 gallons of water per acre, apply 2 quarts of this product. Do not tank mix with residual herbicides when using the 1-quart rate. Spray when quackgrass is 6 to 8 inches in height. Do not till between harvest and fall applications or in fall or spring prior to spring application. Allow 3 or more days after application before tillage. In pastures or sods, use a moldboard plow for best results.

In pastures, sods or non-crop areas where deep tillage does not follow application: Apply 2 to 3 quarts of this product in 10 to 40 gallons of water per acre when the quackgrass is greater than 8 inches tall.

Redvine	0.75-2	5-10	2%
---------	--------	------	----

For suppression, apply 24 fluid ounces of this product per acre at each of two applications 7 to 14 days apart or a single application of 2 quarts per acre. Apply recommended rates in 5 to 10 gallons of water per acre. Apply in late September or early October to plants that are at least 18 inches tall and have been growing

106/100

45 to 60 days since the last tillage operation. Make applications at least 1 week before a killing frost.

Reed, giant — — 2%

Best results are obtained when applications are made in late summer to fall.

Ryegrass, perennial 1-3 3-40 1%

In annual cropping systems apply 1 to 2 quarts of this product per acre. Apply 1 quart of this product in 3 to 10 gallons of water per acre. Use 2 quarts of this product when applying 10 to 40 gallons of water per acre. In non-crop, or areas where annual tillage is not practiced (no-till), apply 2 to 3 quarts of this product in 10 to 40 gallons of water per acre.

For best results, apply when most plants have reached the boot-to-head stage of growth or in the fall prior to frost. Do not tank-mix with residual herbicides when using 1 quart of this product per acre.

Smartweed, swamp 3-5 3-40 2%

Apply when most plants have reached the early bud stage of growth. Also for control, apply 16 fluid ounces of this product plus 0.5 pound of 2,4-D in 3 to 10 gallons of water per acre in the late summer or fall.

Sowthistle, perennial 2-3 3-40 2%

Apply when most plants are at or beyond the bud stage of growth. After harvest, mowing or tillage in the late summer or fall, allow at least 4 weeks for initiation of active growth and rosette development prior to the application of this product. Fall treatments must be applied before a killing frost. Allow 3 or more days after application before tillage.

Spurge, leafy — 3-10 2%

For suppression, apply 16 fluid ounces of this product plus 0.5 pound of 2,4-D in 3 to 10 gallons of water per acre in the late summer or fall. If mowing has occurred prior to treatment, apply when most of the plants are 12 inches tall.

Starthistle, yellow 2 10-40 2%

Best results are obtained when applications are made during the rosette, bolting and early flower stages.

Sweet potato, wild — — 2%

For partial control, apply to plants that are at or beyond the bloom stage of growth. Repeat applications may be required.

Thistle, artichoke — — 2%

For partial control, apply to plants that are at or beyond the bloom stage of growth. Repeat applications may be required.

**PERENNIAL WEEDS RATE TABLE 105**

107/120

### PERENNIAL WEEDS RATE TABLE 106

Weed Species	Rate (OT A)	Water Volume (GPA)	Hand-Held % Solution
--------------	----------------	-----------------------	-------------------------

Thistle, Canada	2-3	3-40	2%
-----------------	-----	------	----

Apply when most plants are at or beyond the bud stage of growth. After harvest, mowing or tillage in the late summer or fall, allow at least 4 weeks for initiation of active growth and rosette development prior to the application of this product. Fall treatments must be applied before a killing frost. Allow 3 or more days after application before tillage.

For suppression in the spring, apply 1 quart of this product, or 1 pint of this product plus 0.5 pound of 2,4-D, in 3 to 10 gallons of water per acre. Allow rosette regrowth to a minimum of 6 inches in diameter before treating. Applications can be made as long as leaves are still green and plants are actively growing at the time of application. Allow 3 or more days after application before tillage.

Timothy	2-3	3-40	2%
---------	-----	------	----

For best results, apply when most plants have reached the boot-to-head stage of growth.

Torpedograss	4-5	3-40	2%
--------------	-----	------	----

For partial control, apply when most plants are at or beyond the seedhead stage of growth. Repeat applications will be required to maintain control. Fall treatments must be applied before frost.

Trumpet creeper	2	5-10	2%
-----------------	---	------	----

For partial control, apply in late September or October, to plants that are at least 18 inches tall and have been growing 45 to 60 days since the last tillage operation. Make applications at least 1 week before a killing frost.

Vaseygrass	3-5	3-20	2%
------------	-----	------	----

Apply when most plants are in the early head stage.

Velvetgrass	3-5	3-20	2%
-------------	-----	------	----

Apply when most plants are in the early head stage.

Wheatgrass, western	2-3	3-40	2%
---------------------	-----	------	----

For best results, apply when most plants have reached the boot-to-head stage of growth.

108/120

# 15.0 WOODY BRUSH AND TREES RATE TABLE

(Alphabetically by Species)

Apply this product after full leaf expansion, unless otherwise directed. Use the higher rate for larger plants and/or dense areas of growth. On vines, use the higher rate for plants that have reached the woody stage of growth. Best results are obtained when application is made in late summer or fall after fruit formation.

In arid areas, best results are obtained when applications are made in the spring to early summer when brush species are at high moisture content and are flowering.

Unless otherwise directed, apply broadcast treatments in 3 to 40 gallons of water per acre. Ensure thorough coverage when using hand-held equipment. Symptoms may not appear prior to frost or senescence with fall treatments.

Allow 7 or more days after application before tillage, mowing or removal. Repeat treatments may be necessary to control plants regenerating from underground parts or seed. Some autumn colors on undesirable deciduous species are acceptable provided no major leaf drop has occurred. Reduced performance may result if fall treatments are made following a frost.

Weed Species	Rate (QT. A)	Hand-Held % Solution
* = Partial Control		
Alder	3-4	1-1.5%
Ash*	2-5	1-2%
Aspen, quaking	2-3	1-1.5%
Bearmat (Bearclover)*	2-5	1-2%
Beech	2-5	1-2%
Birch	2-5	1-1.5%
Blackberry	1-4	1-1.5%

Make applications after plants have reached full leaf maturity. Best results are obtained when applications are made in late summer or fall. Applications may

109/120

### WOODY BRUSH AND TREES 108

Weed Species	Rate QT A:	Hand-Held % Solution
--------------	---------------	-------------------------

\* = Partial Control

also be made after leaf drop and until a killing frost or as long as stems are green. After berries have set or dropped in late fall, blackberry can be controlled by applying a 0.75 percent solution of this product. For control of blackberries after leaf drop and until killing frost or as long as stems are green, apply 3 to 4 quarts of this product in 10 to 40 gallons of water per acre.

Blackgum	2-5	1-2%
Bracken	2-5	1-2%
Broom: French, Scotch	2-5	1.5-2%
Buckwheat, California*	2-4	1-2%
Thorough coverage of foliage is necessary for best results.		
Cascara*	2-5	1-2%
Catsclaw*	—	1-1.5%
Ceanothus*	2-5	1-2%
Chamise	—	1%
Thorough coverage of foliage is necessary for best results.		
Cherry, bitter, black, pin	2-3	1-1.5%
Coyote brush	3-5	1.5-2%
Apply when at least 50 percent of the new leaves are fully developed.		
Dogwood*	2-5	1-2%
Elderberry	2-3	1-1.5%
Elm*	2-5	1-2%
Eucalyptus	—	2%
For control of eucalyptus resprouts, apply when resprouts are 6 to 12 feet tall. Ensure complete coverage. Avoid application to drought-stressed plants.		
Florida holly (Brazilian Peppertree)*	2-5	1-2%
Gorse*	2-5	1-2%

11/1/20

Hasardia*	2-4	1-2%
Thorough coverage of foliage is necessary for best results.		
Hawthorn	2-3	1-1.5%
Hazel	2-3	1-1.5%
Hickory*	2-5	1-2%
Honeysuckle	3-4	1-1.5%
Hornbeam, American*	2-5	1-2%
Kudzu	4-5	2%
Repeat applications may be required to maintain control.		
Locust, black*	2-4	1-2%
Madrone resprouts*	—	2%
Apply to resprouts that are 3 to 6 feet tall. Best results are obtained with spring/early summer treatments.		
Manzanita*	2-5	1-2%
Maple, red	2-4	1-1.5%
Apply a 1 to 1.5 percent solution when at least 50 percent of the new leaves are fully developed. For partial control, apply 2 to 4 quarts of this product per acre.		
Maple, sugar	—	1-1.5%
Apply when at least 50 percent of the new leaves are fully developed.		
Monkey flower*	2-4	1-2%
Thorough coverage of foliage is necessary for best results.		
Oak, black, white*	2-4	1-2%
Oak, post	3-4	1-1.5%
Oak, northern	—	1-1.5%
Apply when at least 50 percent of the new pin leaves are fully developed.		
Oak, southern red	2-3	1-1.5%
Persimmon*	2-5	1-2%
Pine	2-5	1-2%
Poison ivy/ Poison oak	4-5	2%
Repeat applications may be required to maintain control. Fall treatments must be applied before leaves lose green color.		

**WOODY BRUSH AND TREES 109**

**WOODY BRUSH AND TREES 110**

Weed Species	Rate (QT/A)	Hand-Held % Solution
--------------	----------------	-------------------------

\* = Partial Control

Poplar, yellow\* 2-5 1-2%

Redbud, eastern 2-5 1-2%

Rose, multiflora 2 1%

Treatments should be made prior to leaf deterioration by leaf-eating insects.

Russian olive\* 2-5 1-2%

Sage, black 2-4 1%

Thorough coverage of foliage is necessary for best results.

Sage, white\* 2-5 1-2%

Sage brush,

California 2-4 1%

Thorough coverage of foliage is necessary for best results.

Salmonberry 2-3 1-1.5%

Saltcedar 2-5 1-2%

Sassafras\* 2-5 1-2%

Sourwood\* 2-5 1-2%

Sumac, poison,

smooth, winged\* 2-4 1-2%

Sweetgum 2-3 1-1.5%

Swordfern\* 2-5 1-2%

Tallowtree, Chinese — 1%

Thorough coverage of foliage is necessary for best results.

Tan oak resprouts\* 2%

Apply to resprouts that are less than 3 to 6 feet tall. Best results are obtained with fall applications.

Thimbleberry 2-3 1-1.5%

Tobacco, tree\* 2-4 1-2%

Trumpet creeper 2-3 1-1.5%

Vine maple\* 2-5 1-2%

112/B0

Virginia creeper	2-5	1-2%
Waxmyrtle, southern*	2-5	1-2%
Willow	3-4	1-1.5%

## 16.0 LIMIT OF WARRANTY AND LIABILITY

This Company warrants that this product conforms to the chemical description on the label and is reasonably fit for the purposes set forth in the Complete Directions for Use label booklet ("Directions") when used in accordance with those Directions under the conditions described therein. **NO OTHER EXPRESS WARRANTY OR IMPLIED WARRANTY OF FITNESS FOR PARTICULAR PURPOSE OR MERCHANTABILITY IS MADE.** This warranty is also subject to the conditions and limitations stated herein.

Buyer and all users shall promptly notify this Company of any claims whether based in contract, negligence, strict liability, other tort or otherwise.

Buyer and all users are responsible for all loss or damage from use or handling which results from conditions beyond the control of this Company, including, but not limited to, incompatibility with products other than those set forth in the Directions, application to or contact with desirable vegetation, unusual weather, weather conditions which are outside the range considered normal at the application site and for the time period when the product is applied, as well as weather conditions which are outside the application ranges set forth in the Directions, application in any manner not explicitly set forth in the Directions, moisture conditions outside the moisture range specified in the Directions, or the presence of products other than those set forth in the Directions in or on the soil, crop or treated vegetation.

This Company does not warrant any product reformulated or repackaged from this product except in accordance with this Company's stewardship requirements and with express written permission from this Company.

For over-the-top uses on Roundup Ready crop varieties crop safety and



113/120

**LIMIT OF WARRANTY 112**

weed control performance are not warranted by this Company when this product is used in conjunction with "brown bag" or "bin run" seed saved from previous year's production and replanted.

THE EXCLUSIVE REMEDY OF THE USER OR BUYER, AND THE LIMIT OF THE LIABILITY OF THIS COMPANY OR ANY OTHER SELLER FOR ANY AND ALL LOSSES, INJURIES OR DAMAGES RESULTING FROM THE USE OR HANDLING OF THIS PRODUCT (INCLUDING CLAIMS BASED IN CONTRACT NEGLIGENCE, STRICT LIABILITY, OTHER TORT OR OTHERWISE) SHALL BE THE PURCHASE PRICE PAID BY THE USER OR BUYER FOR THE QUANTITY OF THIS PRODUCT INVOLVED, OR, AT THE ELECTION OF THIS COMPANY OR ANY OTHER SELLER, THE REPLACEMENT OF SUCH QUANTITY, OR, IF NOT ACQUIRED BY PURCHASE, REPLACEMENT OF SUCH QUANTITY. IN NO EVENT SHALL THIS COMPANY OR ANY OTHER SELLER BE LIABLE FOR ANY INCIDENTAL, CONSEQUENTIAL OR SPECIAL DAMAGES.

Upon opening and using this product, buyer and all users are deemed to have accepted the terms of this LIMIT OF WARRANTY AND LIABILITY which may not be varied by any verbal or written agreement. If terms are not acceptable, return at once unopened.

Amplify, Bullet, Degree, Degree Xtra, Harness, Lariat, Lasso, Manage, Micro-Tech, Outrider, Roundup Ready are trademarks of Monsanto Technology LLC.

Permit is a trademark of and used under license from Nissan Chemical Industries Ltd.

Assure, Canopy, Canopy XL, Escort, Hyvar, Karmex, Krøvar, Leadoff, Lexone, Linex, Lorox, Lorox Plus, Oust, Staple and Telar are trademarks of E.I. duPont de Nemours & Co. Inc.

Cotoran, Cotton-Pro, Direx, and Meturon are trademarks of Griffin Corporation.

Bicep Magnum, Bicep II MAGNUM, Caparol, Devrinol, Dual Magnum, Dual II MAGNUM, Flexstar, Fusion, and Zorial are trademarks of Syngenta Crop Protection Inc.

Princep and Princep Caliber are trademarks of Syngenta Investment Corporation.

Firstrate, FullTime, Garlon, Goal, Python, Spike, Surfian, TopNotch and Tordon are trademarks of Dow AgroSciences LLC.

Banvel, Clarity, Distinct, Frontier, Guardsman, Marksman, Outlook,

14/28

Pendulum, Prowl, and Sahara are trademarks of BASF Corp.

Arsenal, Plateau, Pursuit, Pursuit Plus, Sceptor, Squadron, and Steel are trademarks of BASF Agrochemical Products B.V.

Balance, Folex, Ginstar, Prep and Ronstar are trademarks of Aventis CropScience SA.

Axiom, DEF, and Sencor are trademarks of Bayer AG.

Domain is a trademark of Bayer Cropscience LP.

Epic is a trademark of Bayer Corporation.

Barricade, Boundary, Endurance, Solicam, and Vanquish are trademarks of Novartis AG.

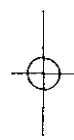
Aim, Authority, Command, Command Xtra and Gauntlet are trademarks of FMC Corporation.

Sim-Trol is a trademark of Sipcam Agro USA, Inc.

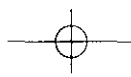
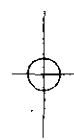
Valor is a trademark of Valent USA Corporation.

Reflex is a trademark of Zeneca Limited.

Buccaneer is a trademark used under license.

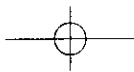


This page left blank intentionally.

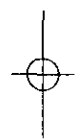




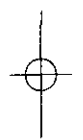
This page left blank intentionally.



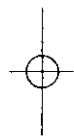
117/100



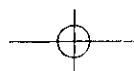
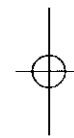
This page left blank intentionally.



118/100



This page left blank intentionally.



119/120

No license granted under any non-U.S. patent(s).

**55467-**  
EPA Reg. No. 55467-1

In case of an emergency involving this product,  
Call 24 hours, day or night, 1-800-424-9300.

Tenköz Inc.  
100 North Point Center East  
Suite 330  
Alpharetta, GA 30022 U.S.A.

© 2003

**PRECAUTIONARY STATEMENTS**

**Hazards to Humans and Domestic Animals**

Keep out of reach of children.

WARNING! AVISO!

Si usted no entiende la etiqueta, busque a alguien para que se la explique a usted en detalle. (If you do not understand the label, find someone to explain it to you in detail.)

CAUSES SUBSTANTIAL BUT TEMPORARY EYE IRRITATION.

HARMFUL IF SWALLOWED OR INHALED.

Do not get in eyes or on clothing.

Avoid breathing vapor or spray mist.

<b>FIRST AID:</b> Call a poison control center or doctor for treatment advice.	
<b>IF IN EYES</b>	<ul style="list-style-type: none"> <li>Hold eye open and rinse slowly and gently with water for 15 - 20 minutes.</li> <li>Remove contact lenses if present after the first 5 minutes then continue rinsing eye.</li> </ul>
<b>IF INHALED</b>	<ul style="list-style-type: none"> <li>Remove individual to fresh air. If not breathing, give artificial respiration, preferably mouth-to-mouth. Get medical attention.</li> </ul>
<b>IF SWALLOWED</b>	<ul style="list-style-type: none"> <li>This product will cause gastrointestinal tract irritation. Immediately dilute by drinking water or milk. Get medical attention. NEVER GIVE ANYTHING BY MOUTH TO AN UNCONSCIOUS PERSON.</li> </ul>
<ul style="list-style-type: none"> <li>Keep the product container or label with you when calling a poison control center or doctor, or going for treatment.</li> <li>This product is identified as Buccaneer Glyphosate Herbicide, EPA Reg. No. 55467-7.</li> <li>You may also contact 1-800-424-9300 day or night for emergency medical treatment information.</li> </ul>	

**DOMESTIC ANIMALS:** This product is considered to be relatively nontoxic to dogs and other domestic animals; however, ingestion of this product or large amounts of freshly sprayed vegetation may result in temporary gastrointestinal irritation (vomiting, diarrhea, etc.). If such symptoms are observed, provide the animal with plenty of fluids to prevent dehydration. Call a veterinarian if symptoms persist for more than 24 hours.

**Personal Protective Equipment (PPE)**

Applicators and other handlers must wear: long-sleeved shirt and long pants, shoes plus socks, and protective eyewear. Discard clothing and other absorbent materials that have been drenched or heavily contaminated with this product's concentrate. Do not reuse them. Follow manufacturer's instructions for cleaning/maintaining PPE. If no such instructions for washing, use detergent and hot water. Keep and wash PPE separately from other laundry.

When handlers use closed systems, enclosed cabs, or aircraft in a manner that meets the requirements listed in Worker Protection Standard (WPS) for agricultural pesticides (40 CFR 170.240 (d) (4-6)), the handler PPE requirements may be reduced or modified as specified in the WPS.

**User Safety Recommendations**

Users should:

- Wash hands before eating, drinking, chewing gum, or using tobacco, or using the toilet.
- Remove clothing immediately if pesticide gets inside. Then wash thoroughly and out on clean clothing.

**Environmental Hazards**

Do not apply directly to water, to areas where surface water is present or to intertidal areas below the mean high water mark. Do not contaminate water when cleaning equipment or disposing of equipment washwaters.

**Physical or Chemical Hazards**

Spray solutions of this product should be mixed, stored and applied using only stainless steel, aluminum, fiberglass, plastic or plastic-lined steel containers.

**DO NOT MIX, STORE OR APPLY THIS PRODUCT OR SPRAY SOLUTIONS OF THIS PRODUCT IN GALVANIZED STEEL OR UNLINED STEEL (EXCEPT STAINLESS STEEL) CONTAINERS OR SPRAY TANKS.** This product or spray solutions of this product react with such containers and tanks to produce hydrogen gas which may form a highly combustible gas mixture. This gas mixture could flash or explode, causing serious personal injury, if ignited by open flame, spark, welder's torch, lighted cigarette or other ignition source.

# BUCCANEER

glyphosate herbicide

TENKÖZ

AVOID CONTACT OF HERBICIDE WITH FOLIAGE, GREEN STEMS, EXPOSED NON-WOODY ROOTS OR FRUIT OF CROPS, (EXCEPT AS SPECIFIED FOR INDIVIDUAL ROUNDUP READY\* CROPS), DESIRABLE PLANTS AND TREES, BECAUSE SEVERE INJURY OR DESTRUCTION MAY RESULT.

Carefully follow detailed instructions in label booklet.

Read the entire label before using this product.

Use only according to label instructions.

Read the "LIMIT OF WARRANTY AND LIABILITY", which appears in the label booklet, before buying or using. If terms are not acceptable, return at once unopened.

Keep out of reach of children.

**WARNING! AVISO!**

Si usted no entiende la etiqueta, busque a alguien para que se la explique a usted en detalle. (If you do not understand the label, find someone to explain it to you in detail.)

**ACTIVE INGREDIENT:**

*Glyphosate, N-(phosphonomethyl)glycine, in the form of its isopropylamine salt	41.0%
OTHER INGREDIENTS:	59.0%
	100.0%

\*Contains 480 grams per liter or 4 pounds per U.S. gallon of the active ingredient glyphosate, in the form of its isopropylamine salt. Equivalent to 356 grams per liter or 3 pounds per U.S. gallon of the acid, glyphosate.

No license granted under any non-U.S. patent(s).

THIS IS AN END-USE PRODUCT. TENKÖZ INC. DOES NOT INTEND AND HAS NOT REGISTERED IT FOR REFORMULATION OR REPACKAGING.

EPA Reg. No. 55467-

EPA Est.

©2004  
TenKöz Inc.  
100 North Point Center East, Suite 330  
Alpharetta, GA 30022 U.S.A.

NET 30 GAL

2114782-21/S3NT

**ACCEPTED**  
with **COMMENTS**  
In EPA Letter Dated:

MAR 18 2005

Under the Federal Insecticide,  
Fungicide, and Rodenticide Act,  
as amended, for the pesticide  
registered under EPA Reg. No.

55467-10

**DIRECTIONS FOR USE**

It is a violation of Federal law to use this product in any manner inconsistent with its labeling. Do not apply this product in a way that will contact workers or other persons, either directly or through drift. Only protected handlers may be in the area during application. For any requirements specific to your State or Tribe, consult the agency responsible for pesticide regulations.

**Agricultural Use Requirements**

Use this product only in accordance with its labeling and with the Worker Protection Standard, 40 CFR part 170. Refer to supplemental labeling under "Agricultural Use Requirements" in the Directions for Use section for information about this standard.

**Non-Agricultural Use Requirements**

The requirements in this box apply to uses of this product that are NOT within the scope of the Worker Protection Standard for agricultural pesticides (40 CFR Part 170). The WPS applies when this product is used to produce agricultural plants on farms, forests, nurseries or greenhouses. Keep people and pets off treated areas until spray solution has dried to prevent transfer of this product onto desirable vegetation.

**Storage and Disposal**

Do not contaminate water, foodstuffs, feed or seed by storage or disposal.

Keep container closed to prevent spills and contamination.

Wastes resulting from the use of this product that cannot be used or chemically reprocessed should be disposed of in a landfill approved for pesticide disposal or in accordance with applicable Federal, state or local procedures.

Empty container retains vapor and product residue. Observe all labeled safeguards until container is cleaned, reconditioned or destroyed.

Do not reuse container. Triple rinse container, then puncture and dispose of in a sanitary landfill, or by incineration, or, if allowed by state and local authorities, by burning. If burned, stay out of smoke.

(See label booklet for Complete Directions for Use.)

For more product information or assistance in using this product, call your nearest TenKöz member company representative.

Buccaneer is a registered trademark used under license.

Roundup Ready is a registered trademark of Monsanto Technology LLC.

10/1/05