



55146-108

03-05-2009

1/2

 U.S. ENVIRONMENTAL PROTECTION AGENCY Office of Pesticide Programs Registration Division (7505P) 1200 Pennsylvania Ave., N.W. Washington, D.C. 20460 NOTICE OF PESTICIDE: <input checked="" type="checkbox"/> Registration <input type="checkbox"/> Reregistration (under FIFRA, as amended)	EPA Reg. Number: 55146-108	Date of Issuance: MAR 5 2009
	Term of Issuance: Conditional	
	Name of Pesticide Product: NUP-07270 Fungicide	
Name and Address of Registrant (include ZIP Code): Nufarm Americas Inc. AGT Division 150 Harvester Drive, Suite 200 Burr Ridge, IL 60527		
Note: Changes in labeling differing in substance from that accepted in connection with this registration must be submitted to and accepted by the Registration Division prior to use of the label in commerce. In any correspondence on this product always refer to the above EPA registration number.		
<p>On the basis of information furnished by the registrant, the above named pesticide is hereby registered under the Federal Insecticide, Fungicide and Rodenticide Act. Registration is in no way to be construed as an endorsement or recommendation of this product by the Agency. In order to protect health and the environment, the Administrator, on his motion, may at any time suspend or cancel the registration of a pesticide in accordance with the Act. The acceptance of any name in connection with the registration of a product under this Act is not to be construed as giving the registrant a right to exclusive use of the name or to its use if it has been covered by others.</p> <p>This product is conditionally registered in accordance with FIFRA section 3(c)(7)(A) provided that you:</p> <ol style="list-style-type: none">1. Submit and/or cite all data required for registration of your product under FIFRA sec 3(c)(5) when the Agency requires all registrants of similar products to submit such data; and submit acceptable responses required for reregistration of your product under FIFRA section 4.2. Submit or cite the following studies within 18 months of the date of this registration:<ol style="list-style-type: none">a. Storage Stability – OPPTS 830.6317b. Corrosion Characteristics – OPPTS 830.6320		
Page 1 of 2		
Signature of Approving Official:  Mary L. Waller, Product Manager (21) Fungicide Branch, Registration Division (7505P)	Date: 3/5/2009	

MAR 5 2009

2
12

3. Make the following changes to the label:

- a. Change the product registration number to "EPA Reg. No. 55146-108"
- b. On page 2, in the Agricultural Use Requirements box, change the statement "Exception: If the product. . .treated." to read "Exception: If the product is soil-incorporated, or applied by soil drenching, the Worker Protection Standard, under. . .treated."
- c. On page 2, in the Agriculture Use Requirements box, delete the sentences "The REI for chemigation via microsprinklers, flood floor and drip line irrigation application is zero hours." and "The REI for soil surface applications is zero hours after sufficient rainfall occurs or overhead or hand held irrigation is used to thoroughly wash the product into the soil and off any foliage."
- d. On page 4, third paragraph, revise the second and third sentence to read "No label dosage rate may be exceeded and the most restrictive label precautions and limitations must be followed. This product must not be mixed with any product which prohibits such mixing."

4. Submit one copy of the revised final printed label before the product is released for shipment.

If these conditions are not complied with, the registration will be subject to cancellation in accordance with FIFRA section 6(e). Your release for shipment of the product constitutes acceptance of these conditions.

A stamped copy of the label is enclosed for your records.

Sincerely,



Mary L. Waller
Product Manager (21)
Fungicide Branch
Registration Division (7505P)

Enclosure: Label stamped "Accepted with Comments"

NUP-07270

FUNGICIDE

FOR CONTROL OF CERTAIN DISEASES IN CONIFERS, NONBEARING CITRUS,
NONBEARING DECIDUOUS FRUITS AND NUTS, ORNAMENTALS, AND TURF.

ACTIVE INGREDIENT:

Metalaxyl: N-(2,6-dimethylphenyl)-N-(methoxyacetyl) alanine methyl ester 44.08%

OTHER INGREDIENTS: 55.92%

TOTAL: 100.00%

Contains 4.0 pounds Metalaxyl per gallon (480 grams per liter).

KEEP OUT OF REACH OF CHILDREN

CAUTION

SEE INSIDE BOOKLET FOR FIRST AID AND ADDITIONAL PRECAUTIONARY STATEMENTS

For Chemical Spill, Leak, Fire, or Exposure, Call CHEMTREC (800) 424-9300

For Medical Emergencies Only, Call (877) 325-1840

**ACCEPTED
with COMMENTS
In EPA Letter Dated**

MAR 5 2009

**Under the Federal Insecticide,
Fungicide, and Rodenticide Act
as amended, for the pesticide
registered under EPA Reg. No. 55146-108**

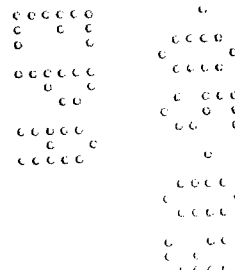
EPA REG. NO. 55146-RNI
EPA EST. NO.

Manufactured For
NUFARM AMERICAS INC.
AGT Division
150 Harvester Drive
Burr Ridge, IL 60527



Net Contents: Gal. (L)

055146-00RNI.20090305.EPA.New
NUP-07270



FIRST AID	
IF SWALLOWED	<ul style="list-style-type: none"> • Call a poison control center or doctor immediately for treatment advice. • Have person sip a glass of water if able to swallow. • Do not induce vomiting unless told to do so by the poison control center or doctor. • Do not give anything by mouth to an unconscious person.
IF IN EYES	<ul style="list-style-type: none"> • Hold eye open and rinse slowly and gently with water for 15 to 20 minutes. • Remove contact lenses, if present, after the first 5 minutes, then continue rinsing eye. • Call a poison control center or doctor for treatment advice.
IF ON SKIN OR CLOTHING	<ul style="list-style-type: none"> • Take off contaminated clothing. • Rinse skin immediately with plenty of water for 15 to 20 minutes. • Call a poison control center or doctor for treatment advice.
IF INHALED	<ul style="list-style-type: none"> • Move person to fresh air. • If person is not breathing, call 911 or an ambulance, then give artificial respiration, preferably by mouth-to-mouth, if possible. • Call a poison control center or doctor for further treatment advice.
HOT LINE NUMBER Have the product container or label with you when calling a poison control center or doctor, or going for treatment. You may also contact 1-877-325-1840 for emergency medical treatment information.	

PRECAUTIONARY STATEMENTS
HAZARDS TO HUMANS AND DOMESTIC ANIMALS
CAUTION

Harmful if swallowed. Causes moderate eye irritation. Avoid contact with eyes, skin or clothing.

PERSONAL PROTECTIVE EQUIPMENT (PPE)

Some materials that are chemical-resistant to this product are listed below. If you want more options, follow the instructions for category A on an EPA chemical resistance selection chart.

Applicators and other handlers must wear:

- Long-sleeved shirt and long pants
- Shoes and socks
- Chemical-resistant gloves such as barrier laminate or nitrile rubber or neoprene rubber or Viton

Follow manufacturer's instructions for cleaning/maintaining PPE. If no such instructions for washables exist, use detergent and hot water. Keep and wash PPE separately from other laundry.

Engineering Control Statement: When handlers use closed systems, enclosed cabs, or aircraft in a manner that meets the requirements listed in the Worker Protection Standard (WPS) for agricultural pesticides (40 CFR 170.240 (d) (4-6)), the handler PPE requirements may be reduced or modified as specified in the WPS.

USER SAFETY RECOMMENDATIONS
Users Should: <ul style="list-style-type: none"> • Wash hands before eating, drinking, chewing gum, using tobacco or using the toilet. • Remove clothing/PPE immediately if pesticide gets inside. Then wash thoroughly and put on clean clothing. • Remove PPE immediately after handling this product. Wash the outside of gloves before removing. As soon as possible, wash thoroughly and change into clean clothing.

ENVIRONMENTAL HAZARDS

Do not apply directly to water, to areas where surface water is present, or to intertidal areas below the mean high water mark. Do not apply when weather conditions favor drift from treated areas. Do not contaminate water when disposing of equipment washwater or rinsate.

Groundwater Advisory Statement: This chemical is known to leach through soil into ground water under certain conditions, as a result of agricultural use. Use of this chemical in areas where soils are permeable, particularly where the water table is shallow, may result in ground water contamination.

DIRECTIONS FOR USE

It is a violation of Federal law to use this product in a manner inconsistent with its labeling.

Do not apply this product in a way that will contact workers or other persons, either directly or through drift. Only protected handlers may be in the area during application. For any requirements specific to your State or Tribe, consult the agency responsible for pesticide regulation.

AGRICULTURAL USE REQUIREMENTS

Use this product only in accordance with its labeling and with the Worker Protection Standard, 40 CFR Part 170. This standard contains requirements for the protection of agricultural workers on farms, forests, nurseries, and greenhouses, and handlers of agricultural pesticides. It contains requirements for training, decontamination, notification, and emergency assistance. It also contains specific instructions and exceptions pertaining to the statements on this label about personal protective equipment (PPE) and restricted-entry intervals. The requirements in this box only apply to uses of this product that are covered by the Worker Protection Standard.

Do not enter or allow worker entry into treated areas during the restricted-entry interval (REI) of 24 hours.

Exception: If the product is soil-incorporated, or applied by drenching, the Worker Protection Standard, under certain circumstances, allows workers to enter the treated area if there will be no contact with anything that has been treated.

The REI for chemigation via microsprinklers, flood floor and drip line irrigation application is zero hours.

The REI for soil surface applications is zero hours after sufficient rainfall occurs or overhead or hand held irrigation is used to thoroughly wash the product into the soil and off any foliage.

PPE required for early entry to treated areas that is permitted under the Worker Protection Standard and that involves contact with anything that has been treated, such as plants, soil or water is: coveralls, shoes plus socks, chemical-resistant gloves such as barrier laminate or nitrile rubber or neoprene rubber or Viton.

NON-AGRICULTURAL USE REQUIREMENTS

The requirements in this box apply to uses of this product that are NOT within the scope of the Worker Protection Standard for agricultural pesticides (40 CFR part 170). The WPS applies when this product is used to produce agricultural plants on farms, forests, nurseries, or greenhouses. Do not allow people (other than applicator) or pets on treatment area during application.

Do not enter or allow others to enter the treated area until sprays have dried.

GENERAL PRECAUTIONS AND RESTRICTIONS

This product is a systemic fungicide for use on ornamentals; turf, nonbearing citrus grown in nurseries and as landscape plantings; conifers grown in nurseries and plantation, including Christmas trees; and nonbearing deciduous fruit and nut trees grown in nurseries.

Failure to follow the directions for use and precautions on this label may result in poor disease control or crop injury.

Resistance Management: This product is a systemic fungicide having a specific mode of action. Use of this product could result in development of insensitive strains of fungi. Development of insensitivity cannot be predicted. Consult with your State Agricultural Experiment Station or Extension Service Specialist for guidance and ways to control any possible metalaxyl resistant strains of fungi which may occur.

Some turf disease pathogens are known to have developed resistance to fungicides used repeatedly for their control. This product should be applied in an alternation or tank-mix program with other registered fungicides that have a different mode of action and to which pathogen resistance has not developed. Do not make more than three sequential applications of this product before alternating with a fungicide of a different mode of action. A sound resistance management program would include blocks of three NUP-07270 Fungicide applications separated by blocks of two alternate fungicide applications.

Maximum usage when applying both metalaxyl and mefenoxam containing products to the same crop within the same season: Do not apply more than the maximum seasonal total for the active ingredient as stated on the label of the product containing the lowest seasonal total on that crop.

To help decrease the chance of downy mildew insensitivity, do not use this product for control of downy mildew disease, except for use in turf. Use this product only as a soil application for control of soil-borne diseases, except for use in turf.

To avoid spray drift, do not apply under windy conditions. Avoid spray overlap, or crop injury may result.

MIXING PROCEDURES

This product is usually compatible with Propiconazole, s-Metachlor, Chlorothalonil, Mancozeb and Azoxystrobin.

To determine the compatibility of this product with these and other products, pour the products into a small container of water in the correct proportions. After thorough mixing, let stand for 5 minutes. If the combination remains mixed, or can be remixed readily, the mixture should be considered compatible.

Prepare no more spray mixture than is required for the immediate operation. Agitate the spray solution continuously during mixing and during application. Rinse the spray tank thoroughly with clean water after each day's use and dispose of pesticide rinse by application to an already treated area.

Metalaxyl Fungicide Alone: Add 1/4 to 1/2 of the required amount of water to the spray tank. With the agitator running, add this product to the tank. Continue agitation while adding the remainder of the water. Begin application of the spray solution after this product has completely dispersed into the mix water. Maintain agitation until all of the mixture has been sprayed.

Metalaxyl Fungicide + Tank Mixtures: Add 1/4 to 1/2 of the required amount of water to the spray tank. Start the agitator before adding any tank-mix partners. In general, tank-mix partners should be added in this order: wettable powders, dry flowable formulations, liquid flowable formulations, microencapsulated formulations and emulsifiable concentrates. Always allow each tank-mix partner to become fully dispersed before adding the next product. Provide sufficient agitation while adding the remainder of the water and this product to the spray tank. Allow this product to completely disperse into the mix water. Maintain agitation until all of the mixture has been sprayed.

Note: When using this product in tank mixtures, all products in water-soluble packaging should be added to the tank before any other tank-mix partner, including this product. Allow the water-soluble packaging to completely dissolve and the product(s) to completely disperse before adding any other tank-mix partner to the tank.

If using this product in a tank mixture, observe all directions for use, crops/sites, use rates, dilution ratios, precautions, and limitations which appear on the tank-mix partner label. No label dosage should be exceeded and the most restrictive label precautions and limitations should be followed. This product should not be mixed with any product which prohibits such mixing. Tank mixtures or other applications of products referenced on this label are permitted only in those states in which the products are registered.

Calculate the amount of this product needed for band treatment by the following formula:

$$\frac{\text{Bandwidth in inches}}{\text{Row spacing in inches}} \times \text{Broadcast rate per acre} = \text{Amount needed per acre}$$

APPLICATION THROUGH IRRIGATION SYSTEM

This product alone or in tank mixture with other pesticides registered for application through irrigation systems may be applied in irrigation water at rates recommended on this label. This product may be applied through micro sprinkler or drip irrigation systems. Do not apply this product through any other type of irrigation system. Plant injury or lack of effectiveness may result from non-uniform distribution of treated water. If you have questions about calibration, you should contact State Extension Service specialists, equipment manufacturers, or other experts. Do not connect an irrigation system (including greenhouse systems) used for pesticide application to a public water system, unless the label-prescribed safety devices for public water supplies are in place. A person knowledgeable of the chemigation system and responsible for its operation shall shut the system down and make necessary adjustments should the need arise.

Dilute this product with water in the solution tank at a ratio of at least 1 part of this product to 15 parts water. Liquid fertilizer may replace all or part of the water. If diluted in liquid fertilizer, the pH level must be less than 7.5. Inject this product solution at a ratio 50:1 or greater. Injecting a larger volume of a more dilute mixture will usually allow a more accurate calibration of the metering equipment. Meter the fungicide into the irrigation water during the first part of the irrigation cycle.

Chemigation Systems Connected To Public Water Systems: Note: Manufacturer does not encourage connecting chemigation systems to public water supplies. The following information is provided for users who have diligently considered all other application and water supply options before electing to make such a connection.

Public water system means a system for the provision of public piped water for human consumption, if such a system has at least 15 service connections, or regularly serves an average of at least 25 individuals daily at least 60 days out of the year. Chemigation systems connected to public water systems must contain a functional reduced-pressure zone backflow preventer (RPZ) or the functional equivalent in the water supply line, upstream from the point of pesticide introduction. As an option to the RPZ, the water from the public supply system should be discharged into a reservoir tank prior to pesticide introduction. There shall be a complete physical break (air gap) between the outlet end of the fill pipe and the top or overflow rim of the reservoir tank of at least twice the inside diameter of the fill pipe. The pesticide injection pipeline must contain a functional automatic quick closing check valve to prevent the flow of fluid back toward the injection pump. The pesticide injection pipeline must contain a functional normally closed, solenoid-operated valve located on the intake side of the injection pump and connected to the system interlock to prevent fluid from being withdrawn from the supply tank when the irrigation system is either automatically or manually shut down.

The system must contain functional interlocking controls to automatically shut off the pesticide injection pump when the water pump motor stops, or in cases where there is no water pump, when the pressure decreases to the point where pesticide distribution is adversely affected. Systems must use a metering pump, such as a positive displacement injection pump (e.g. diaphragm pump) effectively designed and constructed of materials that are compatible with pesticides and capable of being fitted with a system interlock. Do not apply when wind speed favors drift beyond the area intended for treatment.

Sprinkler Chemigation: The system must contain a functional check valve, vacuum relief valve and low pressure drain appropriately located on the irrigation pipeline to prevent water source contamination from backflow. The pesticide injection pipeline must contain a functional, automatic, quick-closing check valve to prevent the flow of fluid back toward the injection pump. The pesticide injection pipeline must also contain a functional, normally closed, solenoid-operated valve located on the intake side of the injection pump and connected to the system interlock to prevent fluid from being withdrawn from the supply tank when the irrigation system is either automatically or manually shut down. The system must contain functional interlocking controls to automatically shut off the pesticide injection pump when the water pump motor stops.

The irrigation line or water pump must include a functional pressure switch that will stop the water pump motor when the water pressure decreases to the point where pesticide distribution is adversely affected. Systems must use a metering pump such as a positive displacement injection pump (e.g., diaphragm pump) effectively designed and constructed of materials that are compatible with pesticides and capable of being fitted with a system interlock. Do not apply when wind speed favors drift beyond the area intended for treatment. Mix, in a clean supply tank, the recommended amount of this product for the acreage to be covered, and the needed quantity of water.

This product must not be tank-mixed with other pesticides surfactants or fertilizers for chemigation application unless chemigation is permitted by the other product's label, and unless prior use has shown the combination non-injurious under your conditions of use. Follow precautionary statements and directions for all tank-mix products.

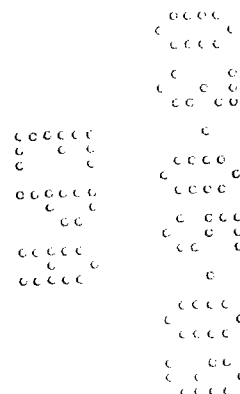
Meter this product into the irrigation water uniformly during the period of application. (The period of crop irrigation may be different than the period of this product application in some cases.) Do not overlap application. Continuous agitation is needed.

ORNAMENTALS

Use this product on container, bench, or bed-grown ornamentals in greenhouses or outdoor nurseries, and for use on ornamentals grown for indoor and outdoor landscaping, for control of damping-off, and root and stem rot diseases caused by *Pythium* and *Phytophthora*. This product may be applied through irrigation systems, as a soil drench or as a soil surface spray, or incorporated into a pre-potting growing media for subsequent seeding or transplanting of ornamentals. Within a rate range given for a specific group of ornamentals, use the lower rate for the shortest interval listed and the higher rate for the longest interval. Under severe disease conditions, use the highest rate and the shortest interval.

For drench applications, use enough of the specified product water solution to wet the root zone of plants. In general, 1 pint per square foot of this solution is sufficient for ornamentals growing in containers with 4 inches of growth media. Containers with growth media depth greater than 4 inches generally require 1.5 to 2 pints per square foot of the solution. For best efficacy with soil surface applications, irrigate in with at least 1/2 inch of water within 24 hours.

Note: Due to the large number of species and varieties of ornamentals and nursery plants, it is impossible to test every one for tolerance to this product. Neither the manufacturer nor the seller has determined whether or not this product can be used safely on ornamental and nursery plants not specified on this label. The professional user should determine if this product can be used safely prior to commercial use. In a small area, test the recommended rates for a particular group of unlabeled plants, e.g. bedding plants, foliage, etc. for phytotoxicity prior to widespread use.



PLANT	RATE (Fluid Ounces)	USE INSTRUCTIONS
Foliage Plants Aglaonema Aphelandra Dieffenbachia Peperomia Philodendron* Pothos Schefflera Sedum Sempervivum Zygocactus	0.30 to 0.60	Drench: Mix with 100 gallons of water and apply 1 pint of solution per square foot to the soil surface. For growth media depth greater than 4 inches, apply 1.5 to 2 pints of solution per square foot to the soil surface. Repeat applications at 2 to 3 month intervals, if necessary. *On Philodendron, use 0.5 to 1 fluid ounces per 100 gallons. Precaution: To minimize the potential for injury to Pothos, do not use more than 0.38 fluid ounces per 100 gallons and to not apply more frequently than once every three months.
	0.13 to 0.25	Pre-Potting Growing Media Mix: Apply to growing media mix just before planting. Mix only enough for current use. Do not store. Thoroughly mix with each cubic yard of pre-potting growing media.
	1.00 per 1,000 square feet	Soil Surface Spray: Apply to the soil surface in a broadcast or banded spray in sufficient water to obtain thorough coverage of the plant root zone. For best efficacy, irrigate with at least 1/2 inch of water within 24 hours.
Bedding Plants Ageratum Algerian ivy Artemisia Aster Begonia Caladium Carnation Chrysanthemum Coleus Daisy English ivy* Foxglove Gaillardia Geranium Impatiens Marigold Pansy Petunia Phlox Pinks Primrose Prostrate Rosemary Salvia Snapdragon Verbena Vinca Zinnia	0.13 to 0.25	Drench at Seeding (soil 2 to 3 inches deep): Mix with 100 gallons of water and apply 1 pint of solution per square foot to the soil surface.
	0.50 to 1.00	Drench at Transplanting (Soil 2 to 3 inches deep): Mix with 100 gallons of water and apply 1 pint of solution per square foot to the soil surface. For growth media depth greater than 4 inches, apply 1.5 to 2 pints of solution per square foot to the soil surface. Repeat applications at 1 to 2 month intervals if necessary. Do not apply rates of 0.75 to 1 fluid ounce per 100 gallons more often than once every 6 weeks.
	0.13	Pre-Potting Growing Media Mix at Seeding and at Transplanting: Apply to growing media mix just before planting. Mix only enough for current use. Do not store. Thoroughly mix with each cubic yard of pre-potting growing media.
	1.00 per 1,000 square feet	Soil Surface Spray: Apply to soil surface in a broadcast or banded spray in sufficient water to obtain thorough coverage of the plant root zone. For best efficacy, irrigate with at least 1/2 inch of water within 24 hours.

*Do not apply to English ivy more than once very 6 months or injury may occur.

PLANT	RATE (Fluid Ounces)	USE INSTRUCTIONS
Flowers African violet Anthurium Baby's breath Carnation Chrysanthemum Columbine Delphinium Easter lily* Geranium Gloxinia Poinsettia Rose	0.50 to 1.00 1.00 per 1,000 square feet	<p>Drench: Mix with 100 gallons of water and apply 1 pint of solution per square foot to the soil surface. For growth media depth greater than 4 inches, apply 1.5 to 2 pints of solution per square foot to the soil surface. Repeat applications at 1 to 2 month intervals, if necessary. Do not apply rates of 0.75 to 1 fluid ounce per 100 gallons more often than once every 6 weeks.</p> <p>*Precaution: Do not apply more than 0.5 fluid ounce per 100 gallons of water to Easter lily and only make one at-planting application.</p> <p>Soil Surface Spray: Apply to soil surface in a broadcast or banded spray in sufficient water to obtain thorough coverage of the plant root zone. For best efficacy, irrigate with at least 1/2 inch of water within 24 hours.</p>
Azaleas	0.63 to 1.25 1.25 to 2.50 per 1,000 square feet	<p>Drench: <i>Phytophthora</i> root and crown rot. Mix with 100 gallons of water and apply 1 pint of solution per square foot to the soil surface. For growth media depth greater than 4 inches, apply 1.5 to 2 pints of solution per square foot to the soil surface. Repeat applications at 2 to 4 month intervals, if necessary.</p> <p>Soil Surface Spray: Apply to soil surface in a broadcast or banded spray in sufficient water to obtain thorough coverage of the plant root zone. For best efficacy, irrigate with at least 1/2 inch of water within 24 hours.</p> <p>Precautions: (1) To minimize the potential for injury to azaleas, do not apply repeat soil applications of 1.25 fluid ounces per 100 gallons closer than every 3 months, and do not exceed a total of 2 fluid ounces in 6 months. (2) Use the lower rate for "Coral Bell" variety.</p>
Woody Ornamentals Other Than Azaleas Aucuba japonica Arborvitae Boxwood Ceanothus Cotoneaster Dogwood Ficus "Halls" Honeysuckle Ilex <i>Juniperus spp.</i> Photinia <i>Pieris japonica</i> <i>Pinus spp.</i> Pittosporum Rhododendron White cedar White pine Yew	1.00 to 2.00 1.25 to 2.50 per 1,000 square feet	<p>Drench: Mix with 100 gallons of water and apply 1 pint of solution per square foot to the soil surface. For growth media depth greater than 4 inches, apply 1.5 to 2 pints of solution per square foot to the soil surface. Repeat applications at 2 to 3 month intervals, if necessary. Do not apply rates of 2 fluid ounce per 100 gallons more often than once every 10 weeks.</p> <p>Soil Surface Spray: Apply to soil surface in a broadcast or banded spray in sufficient water to obtain thorough coverage of the plant root zone. For best efficacy, irrigate with at least 1/2 inch of water within 24 hours.</p>

12
12

INTERIORESCAPE AND INDIVIDUAL PLANT USE

In situations where water volumes used are much less than 100 gallons and the area treated is small, the following table provides the rates to make small quantities of solution. Refer to the plant type for the correct fluid ounces of product to use when utilizing this table.

RATE (Fluid Ounces) of NUP-07270 Fungicide per 100 Gallons	Amount of NUP-07270 Fungicide to Add to Water To Make the following Quantities			
	1 Gallon	5 Gallons	10 Gallons	25 Gallons
0.25	4 drops	18 drops	37 drops or 0.75 ml	1.9 ml or 3/8 tsp.
0.50	7 drops	37 drops or 0.75 ml	75 drops or 1.5 ml	3.8 ml or 3/4 tsp.
1.00	15 drops	75 drops or 1.5 ml	3.0 ml or 1/2 tsp.	7.5 ml or 1-1/2 tsp. or 1/2 Tbsp.
1.50	22 drops	2.25 ml or 1/2 tsp.	4.5 ml or 1 tsp.	11.3 ml or 2-1/4 tsp. or 3/4 Tbsp.
2.00	30 drops	3.0 ml or 1 tsp.	6.0 ml or 1.2 tsp.	15.0 ml or 3 tsp. or 1 Tbsp.

Soil Drench: Apply enough solution to the soil surface to wet the root area of the plants.

CITRUS IN NURSERIES AND LANDSCAPE PLANTINGS (NONBEARING)

Use this product on nonbearing citrus for control of citrus foot rot, root rot, and trunk canker caused by *Phytophthora spp.* Apply to the soil as a drench or as a spray in a banded application.

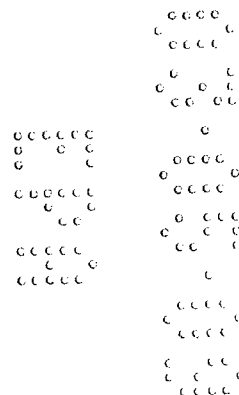
Make the first application of this product at the time of planting. Make repeat applications at 3 month intervals during the period when trees are actively growing.

Soil Drench: Mix 2 to 3 fluid ounces per 100 gallons of water and apply as a drench to the soil at the rate of 100 to 250 gallons per 1,000 feet of row. The width of the drench treatment should be wide enough to cover the root systems of the plants. Avoid application to the foliage.

Soil Surface Spray: Apply 1 gallon per acre of treated soil in a broadcast or banded surface spray to seedbeds, liners, or bedded stock in sufficient water to obtain uniform coverage. If applications are banded, the treated area should be wide enough to cover the root systems of the plants. Avoid application to the foliage. For best efficacy, 1/2 inch irrigation or rainfall is required within 24 hours after application.

Calculate the amount of this product needed for a banded treatment by using the formula at the end of the **General Information** section of this label.

Attention: Do not use in greenhouse citrus nursery stock intended for commercial fruit production.



11
12

CONIFERS IN NURSERIES AND PLANTATIONS (Including Christmas Trees)

This product provides control of *Phytophthora* root rot of conifers. For best efficacy, 1/2 inch irrigation or rainfall is required within 24 hours after application.

Conifers in Nurseries

	RATE (Pints)	USE INSTRUCTIONS
Seedbeds and Plug-Plantings	1.25	Soil Surface Spray: Apply in at least 50 gallons of water per acre in the spring and again in the fall.
2-0 Transplants	2.50	Soil Surface Spray: Apply in at least 50 gallons of water per acre in the spring and again in the fall.

Conifers in Plantations

Use of this product will aid in the control of *Phytophthora* root rot when used in conjunction with good cultural practices. The use of this product will not overcome poor management practices, such as planting on sites that are prone to flooding or are poorly drained. This product will not revitalize trees showing moderate to severe disease symptoms.

Soil Surface Applications: Apply 0.63 to 1.25 gallons of this product per acre in a minimum of 50 gallons of water as a directed soil spray. Do not apply as a foliar spray. Applications should be made in early spring before growth starts and in the fall before the ground freezes. Calculate the amount of this product needed for a banded treatment by using the formula at the end of the **General Information** section of the label

DECIDUOUS FRUITS AND NUTS IN NURSERIES (NONBEARING)

This product provides control of *Pythium* root rot and *Phytophthora* root, crown, and collar rot of nonbearing deciduous fruits and nuts.

Soil Surface Applications: Apply 3 fluid ounces per 1,000 square feet in sufficient water to obtain thorough coverage of the soil under the canopy of the trees. Avoid application to the foliage. Treat sufficient surface area in nurseries to cover the root zone of the plants. Additional applications may be made as necessary at 3 month intervals during the growing season. For best efficacy, 1/2 inch irrigation or rainfall is required within 24 hours after application.

Notes: (1) Do not apply to trees that will bear harvestable fruit within 12 months of the last application, or possible illegal residues may result. (2) Do not apply more than 9 fluid ounces per 1,000 square feet (3 gallons per acre) of this product per year.

TURF

(GOLF COURSES, LAWNS, LANDSCAPE AREAS AROUND RESIDENTIAL, INSTRUCTIONAL, PUBLIC, COMMERCIAL AND INDUSTRIAL BUILDINGS, PARKS, RECREATIONAL AREAS AND ATHLETIC FIELDS, SOD FARMS)

This product controls *Pythium* blight and *Pythium* damping-off in turf, yellow tuft (downy mildew) in bluegrass, and downy mildew in St. Augustinegrass. Within the rate range given for turf, use the lower rate for the shortest interval listed and the higher rate for the longest interval. Under severe disease conditions, use the highest rate and shortest interval.

Established Turf <i>Pythium</i> Blight Yellow Tuft Downy Mildew	Foliar Application: Apply as a preventative treatment at 0.5 to 1 fluid ounce in 1 to 5 gallons of water per 1,000 square feet. Re-treat at 10 to 21 day intervals. During periods of prolonged conditions favorable for disease development, use 1 to 2 fluid ounces on a 14-day schedule.
Newly Seeded Areas <i>Pythium</i> Damping-Off <i>Pythium</i> Blight Yellow Tuft Downy Mildew	Soil Surface Spray: Apply 0.5 to 1 fluid ounce in 1 to 5 gallons of water per 1,000 square feet immediately after seeding. Re-treat at 7 to 14 day intervals if conditions remain favorable for disease. For best efficacy, 1/2 inch irrigation or rainfall is required within 24 hours after application. Note: For long-term control of <i>Pythium</i> in areas when using seed treated with the active ingredient contained in this product, make an application of this product 7 to 10 days after seeding.

Note: For control of other diseases of turf, use propiconazole alone or in a tank-mix combination with this product. Refer to the propiconazole label for rates, precautions, restrictions, etc.

Resistance Management Precautions: To minimize the potential for insensitivity, (1) Make no more than 3 applications per season of any product in which this product's active ingredient is applied alone, and (2) Apply an alternate EPA-registered fungicide for *Pythium* control at least once during the season.

Rotational Crops

Do not plant any crop which is not registered for use with mefenoxam or metalaxyl in soil treated with this active ingredient for a period of 12 months.

12
12

STORAGE AND DISPOSAL

Do not contaminate water, food or feed by storage or disposal.

PESTICIDE STORAGE: Store in cool dry location. Do not store in direct hot sunlight. Do not store above 90°F for prolonged periods of time. After prolonged storage in intense cold, allow product to return to approximately 75°F before using.

PESTICIDE DISPOSAL: Wastes resulting from the use of this product are acutely hazardous. Improper disposal of unused pesticide spray mixture, or rinsate is a violation of Federal law. Pesticide, spray mixture or rinsate that cannot be used according to label instructions must be disposed of according to Federal, State or local procedures. For guidance in proper disposal methods, contact your State Pesticide or Environmental Control Agency, or the Hazardous Waste representative at the nearest EPA Regional office.

CONTAINER DISPOSAL:

Nonrefillable container. Do not reuse or refill this container. Triple rinse (or equivalent) promptly after emptying. Empty the remaining contents into application equipment or a mix tank and drain for 10 seconds after the flow begins to drip. Fill the container 1/4 full with water and recap. Shake for 10 seconds. Pour rinsate into application equipment or a mix tank or store rinsate for later use or disposal. Drain for 10 seconds after the flow begins to drip. Repeat this procedure two more times. Then offer for recycling or reconditioning, or puncture and dispose of in a sanitary landfill, or by other procedures approved by State and local authorities. Plastic containers are also disposable by incineration, or, if allowed by State and local authorities, by burning. If burned, stay out of smoke.

WARRANTY DISCLAIMER

The directions for use of this product must be followed carefully. TO THE EXTENT CONSISTENT WITH APPLICABLE LAW, (1) THE GOODS DELIVERED TO YOU ARE FURNISHED "AS IS" BY MANUFACTURER OR SELLER AND (2) MANUFACTURER AND SELLER MAKE NO WARRANTIES, GUARANTEES, OR REPRESENTATIONS OF ANY KIND TO BUYER OR USER, EITHER EXPRESS OR IMPLIED, OR BY USAGE OF TRADE, STATUTORY OR OTHERWISE, WITH REGARD TO THE PRODUCT SOLD, INCLUDING, BUT NOT LIMITED TO MERCHANTABILITY, FITNESS FOR A PARTICULAR PURPOSE, USE, OR ELIGIBILITY OF THE PRODUCT FOR ANY PARTICULAR TRADE USAGE. UNINTENDED CONSEQUENCES, INCLUDING BUT NOT LIMITED TO INEFFECTIVENESS, MAY RESULT BECAUSE OF SUCH FACTORS AS THE PRESENCE OR ABSENCE OF OTHER MATERIALS USED IN COMBINATION WITH THE GOODS, OR THE MANNER OF USE OR APPLICATION, INCLUDING WEATHER, ALL OF WHICH ARE BEYOND THE CONTROL OF MANUFACTURER OR SELLER AND ASSUMED BY BUYER OR USER. THIS WRITING CONTAINS ALL OF THE REPRESENTATIONS AND AGREEMENTS BETWEEN BUYER, MANUFACTURER AND SELLER, AND NO PERSON OR AGENT OF MANUFACTURER OR SELLER HAS ANY AUTHORITY TO MAKE ANY REPRESENTATION OR WARRANTY OR AGREEMENT RELATING IN ANY WAY TO THESE GOODS.

LIMITATION OF LIABILITY

TO THE EXTENT CONSISTENT WITH APPLICABLE LAW, IN NO EVENT SHALL MANUFACTURER OR SELLER BE LIABLE FOR SPECIAL, INCIDENTAL, OR CONSEQUENTIAL DAMAGES, OR FOR DAMAGES IN THEIR NATURE OF PENALTIES RELATING TO THE GOODS SOLD, INCLUDING USE, APPLICATION, HANDLING, AND DISPOSAL. TO THE EXTENT CONSISTENT WITH APPLICABLE LAW, MANUFACTURER OR SELLER SHALL NOT BE LIABLE TO BUYER OR USER BY WAY OF INDEMNIFICATION TO BUYER OR TO CUSTOMERS OF BUYER, IF ANY, OR FOR ANY DAMAGES OR SUMS OF MONEY, CLAIMS OR DEMANDS WHATSOEVER, RESULTING FROM OR BY REASON OF, OR ARISING OUT OF THE MISUSE, OR FAILURE TO FOLLOW LABEL WARNINGS OR INSTRUCTIONS FOR USE, OF THE GOODS SOLD BY MANUFACTURER OR SELLER TO BUYER. ALL SUCH RISKS SHALL BE ASSUMED BY THE BUYER, USER, OR ITS CUSTOMERS. TO THE EXTENT CONSISTENT WITH APPLICABLE LAW, BUYER'S OR USER'S EXCLUSIVE REMEDY, AND MANUFACTURER'S OR SELLER'S TOTAL LIABILITY SHALL BE FOR DAMAGES NOT EXCEEDING THE COST OF THE PRODUCT.

If you do not agree with or do not accept any of directions for use, the warranty disclaimers, or limitations on liability, do not use the product, and return it unopened to the Seller, and the purchase price will be refunded.

(NEW)

