

55146-44 PM23 10615

US ENVIRONMENTAL PROTECTION AGENCY OFFICE OF PESTICIDES PROGRAMS REGISTRATION DIVISION (TS-767) WASHINGTON, DC 20460	EPA REGISTRATION NO. 55146-44	DATE OF ISSUANCE SEP 5 1979
	TERM OF ISSUANCE Conditional	
	NAME OF PESTICIDE PRODUCT Champion 50 HDG	

NOTICE OF PESTICIDE: ☐ REGISTRATION
☐ REREGERISTRATION
 (Under the Federal Insecticide, Fungicide,
 and Rodenticide Act, as amended)

NAME AND ADDRESS OF REGISTRANT (Include ZIP code)

ACTROL Chemical Products
 7324 Southwest Freeway, Suite 1800
 Houston, TX 77074

NOTE: Changes in labeling formula differing in substance from that accepted in connection with this registration must be submitted to and accepted by the Registration Division prior to use of the label in commerce. In any correspondence on this product always refer to the above U.S. EPA registration number.

On the basis of information furnished by the registrant, the above named pesticide is hereby Registered/Reregistered under the Federal Insecticide, Fungicide, and Rodenticide Act.

A copy of the labeling accepted in connection with this Registration/Reregistration is returned herewith.

Registration is in no way to be construed as an indorsement or approval of this product by this Agency. In order to protect health and the environment, the Administrator, on his motion, may at any time suspend or cancel the registration of a pesticide in accordance with the Act. The acceptance of any name in connection with the registration of a product under this Act is not to be construed as giving the registrant a right to exclusive use of the name or to its use if it has been covered by others.

This product is conditionally registered in accordance with FIFRA section 3(c)(7)(A) provided that you:

1. Submit/cite all data required for registration/reregistration of your product under FIFRA section 3(c)(5) when the Agency requires a registrants of similar products to submit such data.
2. Add the phrase "EPA Registration No. 55146-44" to your label before you release the product for shipment.
3. Submit five (5) copies of your final printed labeling before you release the product for shipment. Refer to the A-79 enclosure for a further description of final printed labeling.

If these conditions are not complied with, the registration will be subject to cancellation in accordance with FIFRA section 6(e). Your release for shipment of the product constitutes acceptance of these conditions.

A stamped copy of the label is enclosed for your records.

LARRY SCHNAUBERT
 Robert J. Taylor 23
 Product Manager (23)
 Fungicide-Herbicide Branch
 Registration Division (H7505C)

Enclosures

☐ ATTACHMENT IS APPLICABLE

SIGNATURE OF APPROVING OFFICIAL

DATE

Joanne D. Miller for Larry Schnaubert 9-6-79

AGTROL CHEMICAL PRODUCTS
Houston, Texas 77074

AGRICULTURAL FUNGICIDE

CHAMPION 50WDG

KEEP OUT OF REACH OF CHILDREN

DANGER - PELIGRO

SEE BACK PANEL FOR ADDITIONAL PRECAUTIONARY STATEMENTS
AND STATEMENT OF PRACTICAL TREATMENT

PRECAUCION AL USUARIO: SI USTED NO LEE INGLES, NO USE ESTE
PRODUCTO HASTA QUE LE ETIQUETA HAYA SIDO EXPLICADO AMPLIAMENTE.

Active Ingredient	
Copper Hydroxide.....	77.0%
Inert Ingredients.....	23.0%
	<hr/>
TOTAL:	100.0%

(Metallic Copper Equivalent 50.0%)

ACCEPTED
with COMMENTS
in EPA Letter Dated:

Sept 5, 1989


Under the Federal Insecticide,
Fungicide, and Rodenticide Act
as amended, for the pesticide
registered under EPA Reg. No.

55146-44

Net Weight 20 lbs.

EPA Reg. No. 55146-

EPA Est. No.



BACK LABEL - 1


DIRECTIONS FOR USE

It is a violation of Federal law to use this product in a manner inconsistent with its labeling.

RE-ENTRY STATEMENT

Written or oral warnings must be given to workers who are expected to be in a treated area or in an area about to be treated with this product. When oral warnings are given, warnings shall be given in a language customarily understood by workers. Oral warnings must be given if there is a reason to believe that written warnings cannot be understood by workers. Written warnings must include the signal word: DANGER-PELIGRO, the name of the product which is CHAMPION 50WDG and the date of application. Do not enter treated area without protective clothing until spray has dried. In case of accidental exposure refer to the "Statement of Practical Treatment" on this label. Because certain states require more restrictive re-entry intervals for various crops treated with this product, consult your State Department of Agriculture for further information.

FROST INJURY PROTECTION: Bacterial Ice Nucleation Inhibitor: Application of CHAMPION 50WDG made to all crops listed on this label at rates indicated below just prior to anticipated frost conditions will afford control of ice nucleating bacteria (*Pseudomonas Syringae*, *Erwinia Herbicola* and *Pseudomonas Fluorescens*) and may thereafter provide protection against light frost. Use higher rates when bacterial infection is severe. Not recommended in those geographical areas where weather conditions favor severe frost.



BERRIES, VINES AND HOPS

BLACKBERRIES, (*Santians, Logans, Boysens, Marions, Auroras, Cascades, Chehalems and Thornless Evergreens*), *Leaf and Cane Spot*. Apply delayed dormant spray after training in spring at 2 - 4 pounds per acre. Apply again in late spring at 2 pounds acre. Make fall spray application after harvest or as necessary depending on weather, using 2 - 4 pounds per acre.

CRANBERRY, *Fruit Rot*. Apply at 8 pounds per acre beginning in late bloom. One or two additional applications made at 10 to 14 day intervals may be required, depending on disease pressure.

CURRENTS & GOOSEBERRY, *Leaf Spot*. Make three applications at 10 pounds per acre, starting after harvest, before bloom and after petal fall.

GRAPES, *Black Rot, Powdery Mildew and Downey Mildew*. Apply 2 pounds per acre. Use for the last one or two late summer applications following early season application of another fungicide. Follow State schedule for exact timing. (Caution: Slight to severe foliage injury may occur in copper-sensitive varieties such as Concord, Delaware, Niagara and Rosette).

HOPS, *Downy Mildew*. Apply 2 pounds per acre as a fungicide crown treatment (after pruning, but before training) as needed. After training, additional fungicide treatments are needed at about 10 day intervals. Discontinue use 2 weeks before harvest.

STRAWBERRIES, *Leaf Spot & Leaf Blight*. Apply 2 to 3 pounds per acre. Begin application when plants are established and continue on a weekly schedule throughout season. Discontinue applications if signs of phytotoxicity appear.

FIELD CROPS

ALFALFA, *Cercospora & Leptosphaerulina Leaf Spots*. Apply 2 pounds per acre 10 - 14 days before each harvest or earlier if disease threatens. Spray injury may occur with sensitive varieties such as Lahontan.

PEANUTS, *Cercospora Leaf Spot*. Begin spraying 40 - 45 days after planting or when disease symptoms first appear. Apply at 1.5 to 3 pounds per acre. Continue applications at 10 - 14 day intervals. One to two quarts of six pounds per gallon flowable sulfur may be added.

SUGAR BEETS, *Cercospora* Leaf Spot. Start spray when disease threatens and continue for 4 to 5 applications. Spray every 10 - 14 days depending on weather conditions at 2 to 5 pounds per acre depending on disease severity.

WHEAT & BARLEY, *Septoria* Leaf Blotch & *Helminthosporum* Spot Blotch. Apply 1.5 to 2 pounds per acre. Make first application at early heading and follow with second application 10 days later or as necessary.

ORNAMENTALS

LIVE OAK, *Ball Moss* (Texas only). Apply at 6 pounds per 100 gallons of water, in spring after heavy rain, using 1.5 gallons of spray per foot of tree height. Make sure to wet tufts thoroughly. A second application may be required after 12 months.

PHILODENDRON, *Bacterial* Leaf Spot. Apply weekly before disease appears at 1.5 pounds of CHAMPION 50WDG plus 1.5 pounds of a coordination product of maneb and zinc (80% active compound) per 100 gallons of water.

SYCAMORE, *Anthraxnose*. Make two applications using 2 to 3 pounds per 100 gallons as a full cover spray. Make first application at bud crack and second application 7 - 14 days later at 10% leaf expansion.

To the following crops apply CHAMPION 50WDG at 1 pound per 100 gallons as a full cover spray beginning at first sign of disease. Repeat at intervals of 7 to 14 days depending on rainfall and disease severity.

ARALIA, *Xanthomonas* & *Cercospora* Leaf Spots, *Alternaria*

AZALEA,* *Cercospora* Leaf Spot, *Botrytis* Blight, *Phytophthora* Dieback & Powdery Mildew

BEGONIA, *Xanthomonas* Leaf Spot, *Anthraxnose*


BULBS (EASTER LILY, TULIP, GLADIOLUS), *Botrytis* Blight

CARNATION,* *Alternaria* Blight, *Pseudomonas* Leaf Spot & *Botrytis* Blight.

CHRYSANTHEMUM,* *Septoria* Leaf Spot & *Botrytis* Blight

COTONEASTER, *Botrytis* Blight

EDONYMUS, *Botrytis* Blight, *Anthraxnose*



IVY,* *Xanthomonas* Leaf Spot

PACHYSANDRA, *Volutella* Leaf Blight

PERIWINKLE, *Phomopsis* Stem Blight

PYRACANTHA, Fireblight, Scab

ROSE,* Powdery Mildew, Black Spot

YUCCA (ADAMS NEEDLE), *Cercospora* & *Septoria* Leaf Spots

*On some varieties a discoloration may occur on foliage or blooms. To prevent residues on commercial plants, do not spray just before selling season.

CAUTION: Phytotoxicity may occur on certain varieties. Apply on a few plants at the recommended rate and observe for a few days to see if phytotoxicity will occur.

TREE CROPS

ALMONDS, *Coryneum* Blight (*Stigmata* *Carpophila*), Blossom Brown Rot & Bacterial Blast (*Pseudomonas*). Use 8 to 12 pounds CHAMPION 50WDG per acre in late dormant before foliage buds swell. If frequent rainfall occurs, a second application should be made during the early bloom stage (popcorn). To avoid plant injury, do not use above rate after full bloom. For blast control in sprinkler irrigated orchards or where disease is severe, apply 2 - 4 CHAMPION 50WDG sprays or as many as required, at 1 - 3 pounds per acre at 2 week post bloom intervals or just before sprinkling. CAUTION: In sensitive varieties, such as Peerless & Mission, slight leaf injury may occur from post bloom spray.

APPLE, Anthracnose, European Canker, *Pseudomonas*. Apply before fall rains at 12 - 16 pounds per acre. Use on yellow varieties may cause discoloration. To avoid, pick before spraying. Fireblight. Apply at 8 - 16 pounds per acre. Make application between silver-tip and green-. CAUTION: Phytotoxicity may occur from late application. Brown Stem Rot. Mix 4 pounds in 100 gallons of water. Apply 4 gallons of suspension as a drench on the lower trunk area of each tree. Apply either in early spring or in fall after harvest each year. Do not use if soil pH is below 5.5 or copper toxicity may result.

BACK LABEL - 2

APRICOTS, *Coryneum Blight (Shot Hole)* & Blossom Brown Rot. Apply at popcorn to full bloom using 6 to 10 pounds per acre. To avoid spray injury, do not apply after bloom.

AVOCADOS, Scab. Apply when bloom buds begin to swell at 8 to 10 pounds per acre. Continue application at monthly intervals for 5 to 6 applications. Follow recommendations of State Agricultural Experiment Stations.

CHERRY, *Dead Bud (Pseudomonas syringae)* & *Coryneum Blight*. Apply 8 - 12 pounds per acre in Fall (before heavy fall rains) and again in Winter. In orchards where the disease is severe, a spray should also be applied in late summer or as required. **Brown Rot Blossom Blight.** For adequate control apply 8 to 12 pounds per acre as a full cover spray at popcorn and full bloom.

CITRUS, *Melanose, Scab, Greasy Spot, & Pink Pitting*. Apply as a pre-bloom and post bloom spray. Use 0.75 to 1 pounds per 100 gallons depending on disease severity. May be used in concentrate sprays at equivalent rates. For aerial application use 6 to 8 pounds per 100 gallons per acre. **Brown Rot.** Use 0.5 to 1 pounds per 100 gallons as dilute spray or at equivalent rate as concentrate spray depending on disease severity. Begin application in fall before or just after first heavy rains. Apply to skirts of trees to a height of at least 4 feet. Apply also to bare ground one foot beyond skirt. (California only. In areas subject to copper injury, add 1/3 to 1 pound of high quality lime per pound of product). **Citrus Canker (Suppression Only).** Spray flushes 7-14 days after shoots begin to grow. For dilute sprays, apply at 1.5 pounds per 100 gallons of water. Spray trees thoroughly. For concentrate sprays, apply at equivalent rates in sufficient water to obtain good coverage. Young fruit may require an additional application. (Under slight disease pressure, the early spring and late fall flushes may not need spraying. Under heavy disease pressure, each flush of new growth should be sprayed.)

FILBERTS, *Bacterial Blight*. Apply 12 -16 pounds per acre in late August or early September. In seasons of heavy rainfall, apply another spray when three-fourths of the leaves have dropped.

MANGO (Florida), *Anthracnose*. Apply monthly after fruit set until harvest at 8 - 10 pounds per acre. Consult Extension Service for State recommendations.

OLIVES (California), *Peacock Spot*. Make first application at 8 to 12 pounds per acre before winter rains fall. A second application in early spring should be made if disease is severe.

PEACHES & NECTARINES, Leaf Curl, Coryneum Blight (Shot Hole). Dormant application, apply at leaf fall. Apply 10 to 16 pounds per acre when rainfall is very heavy and disease pressure is high. **Brown Rot Blossom Blight.** Apply 8 - 12 pounds per acre as a full cover spray at pink bud. Application at this time affords some control of Leaf Curl and Coryneum Blight. **Bacterial Spot.** Dormant application, apply at 6 to 10 pounds per acre. Post bloom, apply 1 to 1.5 pounds per acre at first and second cover sprays. Do not spray later than three weeks prior to harvest. (Caution: Slight defoliation and spotting of leaves may occur from use in cover sprays).

PEARS, Fireblight. Apply at 1 pound per acre at 5 day intervals throughout bloom period. CAUTION: excessive dosages may cause fruit russet. **Pseudomonas Blight.** Apply before fall rains at a rate of 10 - 16 pounds per acre and again at dormant before spring growth starts.

WALNUT, Walnut Blight. Apply 8 - 12 pounds per acre. Apply first spray at early pre-bloom when catkins are partially expanded. Make additional applications during bloom and early nutlet stage at 7 - 10 day intervals. Additional applications may be necessary when frequent rainfall occurs.

TROPICAL CROPS

BANANAS, Sigatoka. Apply by air at 2 pounds per acre in 3 gallons of water containing 0.5 gallon agricultural oil. Apply on a 14 day schedule throughout the wet season. Apply at 21 day intervals during dry periods. **Black Pitting.** Apply at 4 pounds per 100 gallons directly to the fruit stem and include the basal portion of the leaf crown. Apply during the first and second weeks after emergence.

CACAO, Black Pod. Begin applications at the start of the rainy season and continue while infection conditions persist. Sprays should be made as often as 14 to 21 days in high rainfall areas at varying rates from 2 to 4.5 pounds per acre depending on disease severity. For drier areas, where 2 to 4 applications are recommended during critical infection periods and at long intervals, use 6.5 to 8.5 pounds per acre, according to disease pressure incidence and planting density.

COFFEE, Iron Spot (Cercospora coffeicola) & Pink Disease (Corticium salmonicolor). Apply at 2 pounds per acre as a concentrate or dilute spray. Begin treatment at start of wet season and continue at monthly intervals for three applications. **Leaf Rust (Brazil).** Apply at 3.5 to 5.5 pounds per acre for average density plantations. High density plantations may require 7 to 8 pounds per acre. Make application from September to March depending on altitude and local recommendations. Apply at three to four week intervals depending on disease severity and rainfall conditions.

VEGETABLE CROPS


BEANS, *Bacterial Blight (Halo & Common)*. For protective sprays, apply first application when plants are six inches high. Apply on 7 -14 day schedule depending on local conditions. Use 1 to 3 pounds per acre depending on disease severity.

BROCCOLI, BRUSSELS SPROUT, CABBAGE, & CAULIFLOWER, *Downy Mildew*. Apply 0.5 to 1 pounds per acre at 7 day intervals. (CABBAGE ONLY), *Black Rot (Xanthomonas)* & *Black Leaf Spot (Alternaria)*. Apply at 2 pounds per acre at 7 to 10 day intervals. (Caution: A slight reddening of older leaves may occur on broccoli and a slight flecking of wrapper leaves may occur on cabbage at the 2 pound rate). For control of diseases of these crops, begin applications after transplants are set in the field, or shortly after emergence of field-seeded crops or when conditions favor disease development.

CANTALOUPE, HONEYDEWS & MUSKMELONS, *Downy Mildew*. Apply weekly at 2 pounds per acre starting before disease appears.

CARROTS, *Carrot Blight (Cercospora)*. When disease threatens apply 2 pounds per acre at 7 to 14 day intervals depending on disease severity.

CELERY, *Early, Late & Bacterial Blights*. Apply as soon as plants are first established in the field at 2 pounds per acre, then every 5 -7 days depending on disease severity and weather.



CELERIAC, Early Blight, Late Blight & Bacterial Blight. Apply 2 pounds per acre using a minimum of 25 gallons of water. For aerial application use 2 pounds per acre with a minimum of 5 gallons of water. Start treatments when weather conditions are conducive to infection. Make applications every 5-7 days depending on disease severity and weather. Applications can be made up to the day of harvest. Note: Applications must be made on a preventative basis. CHAMPION 50WDG will not cure existing infections.

CUCUMBERS, Angular Leaf Spot & Downy Mildew. Apply weekly once the plants begin to vine. Use at 1.5 to 2 pounds per acre.

EGGPLANT, Alternaria Blight, Anthracnose, Phomopsis. Use 2 pounds per acre before disease appears. Repeat at 7 to 10 day intervals. (EXCEPT CALIFORNIA)

GINSENG, Alternaria Leaf & Stem Blight. Begin Rovral-CHAMPION 50WDG applications as soon as plants have emerged in spring. CHAMPION 50WDG may be applied at 2.6 pounds per acre as a tankmix with two pounds Rovral 50W in 100 gallons of water per acre. Applications should be repeated every seven days until plants become dormant in fall. Ginseng plants must be protected at all times. If scheduled application is to be made before a rain shower, apply fungicides at least eight hours before the rain, giving the fungicides time to dry on the plants. Once dry, Rovral and CHAMPION 50WDG will not wash away from the plant surface. Use of a spreader-sticker is advised. NOTE: Alternaria Leaf & Stem Blight is most severe in humid conditions such as those found in the dense canopies of two-, three- and four-year old ginseng. It is very important that the stems be thoroughly covered with fungicide; therefore, use a spray apparatus which distributes the fungicide throughout the canopy.

LETTUCE, Downy Mildew. Apply 1 to 2 pounds per acre. Begin treatment when disease first appears and repeat every 7 - 10 days as needed to suppress disease. CAUTION: Do not buffer spray mixture - may cause phytotoxicity.

ONION, Purple Blotch & Downy Mildew. Apply at 2 pounds per acre when plants are 4 to 6 inches high and repeat at 7 to 10 day intervals.

PEAS, Powdery Mildew. Begin spray treatment when disease symptoms first appear. Use 1.5 to 3 pounds per acre according to disease severity. Repeat applications at weekly intervals.


PEPPERS, Bacterial Spot. When disease threatens, apply 2.5 to 3 pounds per acre in sufficient water for adequate coverage at 7 to 14 day intervals depending on disease severity.

POTATOES, Early & Late Blight. Apply at 7 to 10 day intervals starting when plants are 6 inches high until two weeks before harvest. Apply 1 to 1.5 pounds per acre in those locations where disease is light and up to 3 to 4 pounds per acre where disease is severe.

PUMPKIN & SQUASH, Powdery Mildew. Begin application when plants are three weeks old or when first disease symptoms appear. Use at weekly intervals at 1.5 to 3 pounds per acre depending on disease severity.

TOMATOES, Early Blight. When disease threatens, apply 2 to 3 pounds per acre at 7 - 10 day intervals, or as necessary. **Bacterial Speck.** Apply at 2 pounds per acre at 10 - 30 day intervals beginning when the disease threatens. Use more frequent applications when disease pressure is high. **Bacterial Spot.** When disease threatens, apply 2 to 4 pounds per acre at 7 - 10 day intervals, more frequently when disease is severe. May be combined with maneb or mancozeb. Do not apply within five days of harvest when either maneb or mancozeb are used.

WATERMELON, Anthracnose & Downy Mildew. Apply as soon as plants become established and at weekly intervals thereafter. **Anthracnose.** Use at 2 pounds per acre. **Downy Mildew.** Use at 1.5 to 3 pounds per acre, according to disease severity.



BACK LABEL - 3

CHAMPION 30WDG AGRICULTURAL FUNGICIDE
PRECAUTIONARY STATEMENTSHAZARDS TO HUMANS AND DOMESTIC ANIMALS
DANGER - PELIGRO

Corrosive - Causes irreversible eye damage. May be fatal if inhaled. Harmful if swallowed or absorbed through skin. Do not get in eyes or inhale dust. Wear goggles or face shield and dust mask while handling, mixing or loading. Avoid contact with skin, eyes or clothing. May cause skin sensitization reactions in certain individuals. Wash thoroughly with soap and water after handling. Remove contaminated clothing and wash before reuse. (PRECAUCION AL USUARIO: Si usted no lee ingles, no use este producto hasta que le etiqueta haya sido explicado ampliamente.)

STATEMENT OF PRACTICAL TREATMENT

IF SWALLOWED: Drink promptly a large quantity of milk, egg white, gelatin solution, or if these are not available, large quantities of water. Avoid alcohol. Note to Physician: Probable mucosal damage may contraindicate use of gastric lavage.


IF ON SKIN: Wash with plenty of soap and water. Get medical attention if irritation persists.

IF INHALED: Remove victim to fresh air. If not breathing, give artificial respiration, preferably mouth-to-mouth. Get medical attention.

IF IN EYES: Flush with copious volumes of water. Get medical attention immediately.

ENVIRONMENTAL HAZARDS

This pesticide is toxic to fish and aquatic organisms. Do not apply directly to water. Drift and runoff from treated areas may be hazardous to fish and aquatic organisms in adjacent aquatic sites. Do not allow rinsate from cleaning of equipment or disposed material to enter surface or ground water.



Back Label - 3 Cont.

GENERAL INSTRUCTIONS

CHAMPION 50WDG can be used with all types of spraying equipment. The volume per acre will differ depending on the specific crop and the equipment used. Use CHAMPION 50WDG as per instructions on this label. Where a range of dosage rates is given, the lower rate should be used when applying CHAMPION 50WDG as a preventative measure or if disease symptoms are just beginning to appear. The higher rate should be used when disease infection is severe. In all cases, it is important to obtain thorough coverage of the leaf surface.

APPLYING SPRAY MIXTURE: The directions given under each crop are for applying dilute spray mixture unless otherwise shown. The amount of CHAMPION 50WDG applied per acre in concentrate and aerial sprays should be the same as the amount applied per acre in dilute sprays. The required amount should be mixed with enough water to thoroughly cover the crop with spray mixture. The volume of water needed will depend upon the spray equipment used and the size of the crop being sprayed. Read the information below about applying dilute, concentrate, and aerial sprays.


APPLYING DILUTE HIGH-VOLUME SPRAYS: On vegetable crops use 25 to 100 gallons of spray mixture per acre; on fruit and nut trees use 250 to 800 gallons per acre. As much as 1500 gallons per acre may be needed for large trees.

APPLYING CONCENTRATE GROUND SPRAYS: On vegetable crops use 5 to 20 gallons of spray mixture per acre; on fruit and nut trees use 25 to 250 gallons per acre.

APPLYING AERIAL SPRAYS: Use 3 to 30 gallons per acre.

CHEMIGATION: Refer to supplemental labeling entitled "Chemigation Supplemental Label for Products Bearing the Signal Word DANGER-PELIGRO" for use directions for chemigation. Do not apply this product through any irrigation system unless the supplemental labeling on chemigation is followed.

No additional surfactants are needed. Add CHAMPION 50WDG slowly to the spray tank followed by any sticker-spreaders, insecticides, nutrients etc. Observe all cautions and limitations on the label of all products used in mixtures. The specific instructions given on this label are based on general applications and circumstances. The recommendations of the State Agricultural Extension Service should be closely followed as to timing, frequency and number of sprays per season.




STORAGE AND DISPOSAL

Do not contaminate water, food, or feed by storage or disposal. Store in a cool, dry place. PESTICIDE DISPOSAL: Pesticide wastes are acutely hazardous. Improper disposal of excess pesticide, spray mixture, or rinsate is a violation of Federal law. If these wastes cannot be disposed of by use according to label instructions, contact your State Pesticide or Environmental Control Agency, or the Hazardous Waste representative at the nearest Environmental Protection Agency regional office for guidance.

CONTAINER DISPOSAL: Completely empty bag into application equipment. Dispose of empty bag in a sanitary landfill or by incineration, or, if allowed by State and local authorities, by burning. If burned, stay out of smoke.

WARRANTY STATEMENT

AGTROL CHEMICAL PRODUCTS warrants that the product conforms to the chemical description on the label and is reasonably fit for the purposes set forth on the label when used according to directions under normal use conditions. THERE ARE NO OTHER WARRANTIES, EXPRESS OR IMPLIED, INCLUDING A WARRANTY OF FITNESS FOR A PARTICULAR PURPOSE. This warranty does not extend to the handling or use of this product contrary to label instructions or under abnormal conditions or under conditions not reasonably foreseeable to seller and buyer assumes all risk of any such use.



15y15

Chemigation Supplemental Label For Products Bearing the Signal Word DANGER-PELIGRO

Apply this product only through sprinkler including center pivot, lateral move, and low side (wheel) roll, traveler, big gun, solid set, or hand move irrigation systems. Do not apply this product through any other type of irrigation system. Crop injury, lack of effectiveness or illegal pesticide residues in the crop can result from non-uniform distribution of treated water. A person knowledgeable of the chemigation system and responsible for its operation, or under the supervision of the responsible person, shall shut the system down and make necessary adjustments should the need arise. If you have questions about calibration, you should contact State Extension Service specialists, equipment manufacturers or other experts.

Do not connect an irrigation system (including greenhouse systems) used for pesticide application to a public water system unless the pesticide label-prescribed safety devices for public water systems are in place. Public water system means a system for the provision to the public of piped water for human consumption if such system has at least 15 service connections or regularly serves an average of at least 25 individuals daily at least 60 days out of the year. Chemigation systems connected to public water systems must contain a functional, reduced-pressure zone, back-flow preventer (RPZ) or the functional equivalent in the water supply line upstream from the point of pesticide introduction. As an option to the RPZ, the water from the public water system should be discharged into a reservoir tank prior to pesticide introduction. There shall be a complete physical break (air gap) between the outlet end of the fill pipe and the top or overflow rim of the reservoir tank or at least twice the inside diameter of the fill pipe. For non-public water sprinkler chemigation systems, the system must contain a functional check valve, vacuum relief valve, and low pressure drain appropriately located on the irrigation pipeline to prevent water source contamination from backflow. The pesticide injection pipeline must contain a functional, automatic, quick-closing check valve to prevent the flow of fluid back toward the injection pump. The pesticide injection pipeline must also contain a functional, normally closed, solenoid-operated valve located on the intake side of the injection pump and connected to the system interlock to prevent fluid from being withdrawn from the supply tank when the irrigation system is either automatically or manually shut down. The system must contain functional interlocking controls to automatically shut off the pesticide injection pump when the water pump motor stops, or in cases where there is no water pump, when the water pressure decreases to the point where pesticide distribution is adversely affected. For non-public water sprinkler chemigation systems, the irrigation line or water pump must include a functional pressure switch which will stop the water pump motor when the water pressure decreases to the point


where pesticide distribution is adversely affected. Systems must use a metering pump, such as a positive displacement injection pump (e.g., diaphragm pump) effectively designed and constructed of materials that are compatible with pesticides and capable of being fitted with a system interlock. Do not apply when wind speed favors drift beyond the area intended for treatment.

It is recommended that the pesticide supply tank be equipped with a means for continuous agitation either by recirculation or a mechanical agitator. Charge the supply tank with the appropriate amount of water and add the pesticide slowly followed by any sticker-spreaders, insecticides, nutrients, etc. Observe all cautions and limitations on the label of all products used in the mixtures. For fixed position irrigation systems such as center pivot, big gun, etc., the pesticide should be applied towards the end of the irrigation period. Exact timing will depend on the desired pesticide application rate and calibration of the system. For moving systems, the pesticide should be applied continuously. In all cases, thorough coverage of the crop should be achieved.

Posting of areas to be chemigated is required when 1) any part of a treated area is within 300 feet of sensitive areas such as residential areas, labor camps, businesses, day care centers, hospitals, in-patient clinics, nursing homes or any public areas such as schools, parks, playgrounds, or other public facilities not including public roads, or 2) when the chemigated area is open to the public such as golf courses or retail greenhouses.

Posting must conform to the following requirements. Treated areas shall be posted with signs at all usual points of entry and along likely routes of approach from the listed sensitive areas. When there are no usual points of entry, signs must be posted in the corners of the treated areas and in any other location affording maximum visibility to sensitive areas. The printed side of the sign should face away from the treated area towards the sensitive area. The signs shall be printed in English. Signs must be posted prior to application and must remain posted until foliage has dried and soil surface water has disappeared. Signs may remain in place indefinitely as long as they are composed of materials to prevent deterioration and maintain legibility for the duration of the posting period.

"All words shall consist of letters at least 2 1/4 inches tall, and all letters and the symbol shall be a color which sharply contrasts with their immediate background. At the top of the sign shall be the words KEEP OUT, followed by an octagonal stop sign symbol at least 8 inches in diameter containing the word STOP. Below the symbol shall be the words PESTICIDES IN IRRIGATION WATER."



AGTROL CHEMICAL PRODUCTS

A Member of The Phillips Brothers Chemicals, Inc. Group of Companies
7324 Southwest Freeway, Suite 1800
Houston, Texas 77074
713/985-0111