

54555-2

12/15/2003

V10



UNITED STATES ENVIRONMENTAL PROTECTION AGENCY

WASHINGTON, D.C. 20460

OFFICE OF
PREVENTION, PESTICIDES
AND TOXIC SUBSTANCES

DEC 15 2003

Terri Aal
Siemer and Associates, Inc.
Agents for: DeGussa AG
4672 W. Jennifer, Suite 103
Fresno, California 93722

Subject: Dormex
EPA Reg.No. 54555-2
Your label amendment application dated August 19, 2003

Dear sirs:

The amended labeling referred to above, submitted in connection with registration under the Federal Insecticide, Fungicide and Rodenticide Act (FIFRA), as amended, is acceptable provided that you comply with the following conditions.

I. You must make the following changes to the label.

a. In the "STORAGE AND DISPOSAL" section, the "PROHIBITIONS:" subsection must be moved up to just above the "STORAGE:" subsection.

b. In the "STORAGE AND DISPOSAL" section, the name of the "STORAGE:" subsection must be changed to "PESTICIDE STORAGE:".

c. Move the "Open dumping is prohibited." sentence from the "PROHIBITIONS:" subsection of the "STORAGE AND DISPOSAL" section in the proposed label to the "PESTICIDE DISPOSAL:" subsection.

d. Move the "Keep pesticide in original container." sentence from the "PROHIBITIONS:" subsection of the "STORAGE AND DISPOSAL" section in the proposed label to the "PESTICIDE STORAGE:" subsection.

II. Submit one copy of your final printed labeling before you release the product for shipment.

If these conditions are not complied with, the registration may be subject to cancellation in accordance with FIFRA section 6(e). Your release for shipment of the product bearing the amended labeling constitutes acceptance of these conditions.

If you have any questions about this letter, please contact John Bazuin at (703)305-7381.

Sincerely yours,

LS
Cynthia L. Giles-Parker
Product Manager (22)
Fungicide Branch
Registration Division (7505C)

Attachment: Label stamped "ACCEPTED with COMMENTS"

RESTRICTED USE PESTICIDE

Due to corrosive effects to eyes and skin.

For retail sale to and use only by Certified Applicators or persons under their direct supervision and only for those uses covered by the Certified Applicator's Certification.

A growth regulator for stimulating uniform budbreak:

DORMEX™

ACTIVE INGREDIENT	BY WEIGHT
Hydrogen Cyanamide.....	50.00%
OTHER INGREDIENTS.....	50.00%
TOTAL.....	100.00%

4.3 LBS. ACTIVE INGREDIENT PER GALLON

U.S. PATENT 4,487,625

**KEEP OUT OF REACH OF CHILDREN
DANGER – PELIGRO**

Si usted no entiende la etiqueta, busque a alguien para que se la explique a usted en detalle.
(If you do not understand this label, find someone to explain it to you in detail.)

FIRST AID

If on skin or clothing	<ul style="list-style-type: none"> •Take off contaminated clothing. •Rinse skin immediately with plenty of water for 15-20 minutes. •Call poison control center or doctor for treatment advice.
If inhaled	<ul style="list-style-type: none"> •Move person to fresh air. •If person is not breathing, call 911 or ambulance, then give artificial respiration, preferably mouth-to-mouth, if possible •Call a poison control center or doctor for further treatment advice.
If in eyes	<ul style="list-style-type: none"> •Hold eye open and rinse slowly and gently with water for 15-20 minutes. •Remove contact lenses, if present, after the first 5 minutes, then continue rinsing eye. •Call a poison control center or doctor for treatment advice.
If swallowed	<ul style="list-style-type: none"> •Call poison control center or doctor immediately for treatment advice. •Have person sip a glass of water if able to swallow. •Do not induce vomiting unless told to do so by a poison control center or doctor. •Do not give anything by mouth to an unconscious person.
NOTES:	<ul style="list-style-type: none"> •Have the product container or label with you when calling a poison control center or doctor or going for treatment. •In the event of a medical emergency, you may also contact the National Pesticide Information Center at 1-800-858-7378.

NOTE TO PHYSICIAN

- Immediate lavage of stomach.
- Hydrogen cyanamide is not hydrogen cyanide and does not degrade to hydrogen cyanide. Do not induce vomiting or give anything by mouth to an unconscious person.

ACCEPTED
WITH COMMENTS
In EPA Letter-Docket:
DEC 15 2003

54555-2

EPA REG. No. 54555-2

EPA EST. No. 54555-WG-001
or 48498-CA-1

MANUFACTURED BY
DEGUSSA AG
D-83303 TROSTBERG, GERMANY
P.O.B. 1262

BATCH NO.
NET CONTENTS GALS. LITERS

US-0183

0000000000
0000000000
0000000000
0000000000
0000000000
0000000000
0000000000
0000000000
0000000000
0000000000

0000000000
0000000000
0000000000
0000000000
0000000000
0000000000
0000000000
0000000000
0000000000
0000000000

4/10

**PRECAUTIONARY STATEMENTS
HAZARDS TO HUMANS AND DOMESTIC ANIMALS
DANGER**

Corrosive, causes eye and skin damage. May be fatal if swallowed or absorbed through skin. Do not get in eyes, on skin or on clothing. Do not breathe spray mist. If a skin rash develops as a result of exposure to DORMEX, avoid exposure to the material or its spray drift, some people may develop a sensitivity to DORMEX. Avoid contamination of food and feed.

PERSONAL PROTECTIVE EQUIPMENT

Some materials that are chemical-resistant to this product are listed below. If you want more options, follow the instructions for category C on an EPA chemical resistance category selection chart.

APPLICATORS AND OTHER HANDLERS MUST WEAR:

- Chemical-resistant protective suit
- Chemical-resistant gloves such as Barrier Laminate, or Butyl rubber \geq 14 mils, or Nitrile Rubber \geq 14 mils, or Neoprene Rubber \geq 14 mils, or Polyvinyl Chloride (PVC) \geq 14 mils, or Viton \geq 14 mils
- Chemical-resistant footwear plus socks
- Protective eyewear – persons who mix, load or transfer must wear goggles. A full-faced respirator may be substituted for goggles.
- Chemical-resistant headgear for overhead exposure
- Chemical-resistant apron when cleaning equipment, mixing, or loading
- A respirator with either an organic-vapor-removing cartridge with a prefilter approved for pesticides (MSHA/NIOSH approval number prefix TC-23C), or a canister approved for pesticides (MSHA/NIOSH approval number prefix TC-14G)

USER SAFETY REQUIREMENTS:

- No Alcoholic beverages. Do not consume alcoholic beverages prior to, during, and following (24 hours) handling this product.
- Dispose of Contaminated Clothing. Discard clothing and other absorbent materials that have been drenched or heavily contaminated with liquid from this product. Do not reuse them.
- Clean and maintain PPE: Follow manufacturer's instructions for cleaning/maintaining PPE. If no such instructions for washables, use detergent and hot water. Keep and wash PPE separately from other laundry. Wash PPE after each day's use.

ENGINEERING CONTROLS STATEMENTS:

- Closed Systems: This product must be mixed, loaded, and transferred only in a closed system.
- Closed Systems and Enclosed Cab Requirements (if applicable): This product must be applied only with the applicator in an enclosed cab. The closed system and enclosed cab must be used in a manner that meets the requirements listed in the Worker Protection Standard (WPS) for agricultural pesticides (40 CFR 160.240(d)(4-6)). The handler PPE requirements may be reduced or modified as specified in the WPS.
- The operating pressure of the spray rig shall be no more than 40 psi with the use of low pressure nozzles on dilute boom sprays and no more than 100 psi on airfan sprayers. Airfan sprayers should have the fan adjusted so that the spray mist does not greatly exceed the top of vines being sprayed.

USER SAFETY RECOMMENDATIONS:

Users should:

- Wash hands before eating, drinking, chewing gum, using tobacco, or using the toilet.
- Remove clothing immediately if pesticide gets inside. Then wash thoroughly and put on clean clothing.
- Remove PPE immediately after handling this product. Wash the outside of gloves before removing. As soon as possible, wash thoroughly and change into clean clothing.
- Avoid contact with spray contaminated surfaces.

ENVIRONMENTAL HAZARDS:

Do not apply this product to any area in which an endangered species has been identified or in such a manner that drift from applications of this product could result in destroying an endangered species. This limitation applies only to areas that have been identified by and are protected by State and Federal agencies. Do not apply closer than 300 yards to the mean high water mark for intertidal areas or closer than 300 yards to surface water. Do not apply to crops growing closer than 300 yards to rivers, streams, or their flowing tributaries. Do not contaminate water by the cleaning of equipment or disposal of equipment washwater or rinsate. Do not apply when weather conditions favor drift from treated areas or where runoff is likely to occur. Do not spray when bees are active in the field.

This chemical can contaminate surface water through ground spray applications. Under some conditions it may also have a high potential for runoff into surface water after application. These include poorly draining or wet soils with readily visible slopes toward adjacent surface waters, frequently flooded areas, areas overlaying extremely shallow ground water, areas with in-field canals or ditches that drain to surface water, areas not separated from adjacent surface waters by vegetated filter strips, and areas overlaying tile drainage systems that drain to surface water. This pesticide is highly toxic to freshwater invertebrates and moderately toxic to birds and mammals. Drift and runoff may be hazardous to aquatic organisms in neighboring areas.

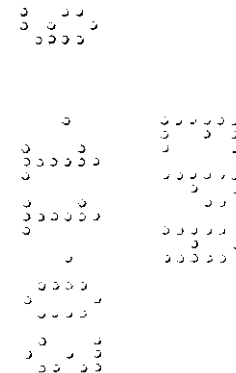
DIRECTIONS FOR USE

It is a violation of federal law to use this product in a manner inconsistent with its labeling.

Do not apply this product in a way that will contact workers or other persons, either directly or through drift. Only protected handlers or protected supervisors may be in the area during application. During the application no person shall be within 100 yards of the area to be treated unless involved in application or mix/load operations. For any requirements specific to your State or Tribe, consult the agency responsible for pesticide regulation.

Aerial application of Dormex is prohibited.

Do not apply this product through any type of irrigation system.



019

AGRICULTURAL USE REQUIREMENTS

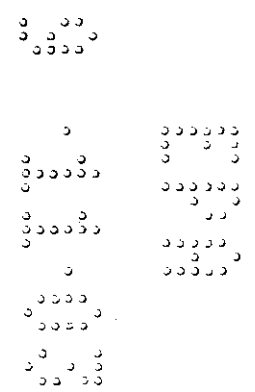
Use this product only in accordance with its labeling and with the Worker Protection Standard, 40 CFR 170. This Standard contains requirements for the protection of agricultural workers on farms, forests, nurseries, and greenhouses, and handlers of agricultural pesticides. It contains requirements for training, decontamination, notification, and emergency assistance. It also contains specific instructions and exceptions pertaining to the statements on this label about personal protective equipment (PPE), notification to workers, and restricted-entry intervals. The requirements in this box only apply to uses of this product that are covered by the Worker Protection Standard.

Do not enter or allow worker entry into treated areas during the restricted entry interval (REI) of 72 hours.

PPE required for early entry to treated areas that is permitted under the Worker Protection Standard and that involves contact with anything that has been treated, such as plants, soil or water, is:

- Chemical-resistant protective suit
- Chemical-resistant gloves, such as Barrier Laminate, or Butyl Rubber \geq 14 mils, or Nitrile Rubber \geq 14 mils, or Neoprene Rubber \geq 14 mils, or Polyvinyl Chloride (PVC) \geq 14 mils, or Viton \geq 14 mils
- Chemical-resistant footwear plus socks
- Protective eyewear – persons who mix, load or transfer must wear goggles. A full-faced respirator may be substituted for goggles.
- Chemical-resistant headgear for overhead exposure.

Notify workers of the application by warning them orally and by posting warning signs at entrances to treated areas.



01/2

DIRECTIONS FOR USE – Cont'd
Aerial application of Dormex is prohibited.

Dormex is a plant growth regulator that will stimulate more uniform budbreak on many deciduous plants. More uniform budbreak will occur in plants that have received their full chill hour requirement or somewhat less than their full dormancy. Promoting more uniform budbreak in the spring can have significant benefit in promoting more uniform flowering and more uniform maturity at harvest. The following provides directions on how to achieve these benefits and how to avoid possible difficulties in the use of Dormex.

This label must be in possession of the user at the time of Dormex application.

EQUIPMENT CONTAMINATION – Spray equipment used for Dormex application should be thoroughly cleaned of residual spray materials. Residual spray in the tank or sprayer plumbing may react with Dormex, potentially reducing the effective concentration of Dormex. Sprays containing metal ions, particularly copper, will form a black insoluble salt that will coat the sprayer and be difficult to remove. More importantly, this reaction will reduce the available active ingredient concentration.

DORMANT SPRAY EFFECTIVENESS – Early dormant sprays containing copper should not be followed by Dormex by less than 30 days or the effect of the copper spray may be reduced.

DORMANT SPRAYS CONTAINING OIL – Dormant sprays containing oil should not be made closer than 14 days before or after Dormex application (delayed dormant applications are preferred). Some new wood dieback may result if oil is applied closer than this interval. When oil and copper spray mixtures must be used for insect and/or disease control, Dormex should be applied 30 or more days before normal budbreak and the oil and/or copper spray should be made as a delayed dormant spray, which coincides with early budbreak. This practice will give three or more weeks separation.

COVER CROPS – When spraying Dormex in areas of vineyards or orchards with cover crops, injury may occur from spray applications to the target crop. This injury is usually temporary, but some crops may be sensitive and be defoliated. If there is concern about the cover crop, a test spray of a small area over the cover crop to test the plant sensitivity to Dormex using the intended surfactant is recommended.

POTENTIAL CROP LOSS – Users of Dormex are advised that drift to crops that are in bloom may completely remove or damage all of the flowers, resulting in complete crop loss. When spraying close to susceptible crops, for example, lemons, crops in bloom, sensitive foliage, etc., a buffer zone is suggested to be used. Extreme care must be used to avoid contact of the spray or drift with foliage, green stems, or fruit of desirable crops since severe damage and crop loss may result.

SPRAY DRIFT – Avoid spraying under conditions of a temperature inversion when drift hazard is increased. Coarse sprays are less likely to drift and are recommended to be used in Dormex applications. Do not use nozzles or nozzle configurations which promote fine spray droplets. Do not increase spray volume by increasing nozzle pressure, since this will increase the number of fine droplets in the spray. It is important to understand that the responsibility for control of spray drift is the responsibility of the person making the use recommendation, the applicator and the grower. Read the "Conditions of Sale" on the Dormex label before using this product. If the terms in the "Conditions of Sale" are not acceptable, return the product unopened at once.

To limit drift, use a coarse droplet nozzle with nozzle pressure not to exceed 40 psi for dilute boom sprayers and 100 psi for air fan sprayers, and spray only to wet. Do not exceed 4 gallons per acre of Dormex per application and make only one application per crop cycle. Do not tank mix with other materials except as listed on this label. If applied less than 30 days (35 to 40 days for apples) prior to natural budbreak, yield may be reduced. Use the minimum spray volume to achieve adequate wetting of all buds. Do not use concentrate spray.

The use of Dormex may result in the formation of ethylene gas. When the Dormex is applied to grapes growing close to certain lemon varieties the ethylene gas may in turn result in some leaf drop in lemon leaves. This defoliation is characterized by the leaf lamina falling off leaving the leaf petiole still attached to the stem. Application of lime at 125 lbs. in 250-300 gal. water per acre (having a high pH, i.e. 10+), applied 2 to 24 hours after Dormex application, may result in reduced formation of ethylene gas. Again, control of spray drift is the responsibility of the person making the use recommendation, the applicator and the grower.

PRECAUTIONS AGAINST USE OF DORMEX AS A BLOSSOM THINNER – Dormex is not to be used as a blossom thinner under any conditions because the outcome is unpredictable.

FROST OCCURRENCE PRECAUTION – For earlier than normal budbreak, make the application sooner than 30 days prior to normal budbreak. In determining whether or not to apply Dormex to promote earlier than normal budbreak, the user should be aware that growing buds and shoots are susceptible to frost and may be killed or damaged by freezing temperatures. Following application, some yellowing on the first leaves may appear but the developing growth will be normal.

DORMANCY REQUIREMENTS – To promote the maximum effectiveness of Dormex and to avoid phytotoxicity (i.e., new wood dieback, blossom thinning), deciduous crops must be completely dormant. Dormex is not a substitute for a lack of dormancy. Care should be taken to monitor dormancy. This is most easily accomplished by monitoring chill hour accumulation. USER NOTE: negative chill hour accumulation, climatologically induced incomplete dormancy must be considered, both to promote the effectiveness of Dormex at the recommended rates of application and to avoid phytotoxicity.

ENVIRONMENTAL AND DISEASE STRESS – Plants grown in heavy soils, or in other soils affected by poor drainage, or soil borne diseases, such as phytophthora root rot may die back as a result of treatment with Dormex. This is due to increased uniform budbreak and the inability of the plant to sustain growth. Plants usually appear healthy and begin to grow normally, then collapse. Plants designated for treatment with Dormex need a healthy, viable root system.

SPRAY EQUIPMENT CALIBRATION – When calibrating spray equipment, especially speed sprayers, it is critical that equipment be calibrated for the row spacing to be treated. Double spraying and excessive drift through the vineyard/orchard will result in phytotoxicity. Proper speed sprayer calibration and/or reduction of rate will provide a good result.

CROP RECOMMENDATIONS:

APPLES – To promote more uniform budbreak, after all pruning activities are completed, apply a 4% (v/v) spray in not more than 200 gallons spray per acre using a nonionic surfactant not to exceed 0.5% (v/v), 30 days before normal budbreak, or 35 days before normal budbreak. In orchards having more than one variety, spray according to anticipated budbreak timing of the earliest variety in an interplanted orchard, unless each variety can be sprayed separately without significant drift or overspray contacting previously sprayed varieties or nontarget varieties. When budbreak begins to occur, the bloom period can be compressed to a few days depending upon the weather. In order to assure proper pollination, a sufficient number of beehives of suitable strength to assure adequate pollination must be set in the orchard before first blossom activity is observed. Artificial pollination may be advised when bee activity is limited. Increased budbreak uniformity will also facilitate chemical thinning of fruit and promote greater uniformity of fruit maturity at harvest.

Dormex is a budbreak stimulant and will promote more uniform normal and/or earlier budbreak even when the maximum chill hour requirements are met.

Dormex is not a substitute for chill hours, however, a 4% (v/v) spray will stimulate more uniform bud emergence following a minimum amount of chilling (approximately 375-500 chill hours based on the threshold temperature of 43°F to 45°F).

BLUEBERRIES - To promote more uniform budbreak, particularly in areas of marginal chilling, to reduce the period of fruit disease susceptibility and to promote more uniform harvest, use 1.5% (v/v) Dormex in 50 to 100 gallons of spray per acre using a nonionic surfactant not to exceed 0.5% v/v with applications made 30 or more days prior to natural budbreak. (In the State of Florida - use of Dormex in Alachua county, Florida is restricted from the area west of route 441, except that north of the intersection of route 441 and 175, use is also restricted west of 175 because of possible effects on the squirrel chimney cave shrimp *Palaeomonetes cummingsi*).

CHERRIES - For more uniform natural budbreak, or for earlier budbreak, leading to more uniform normal maturity or earlier maturity, apply after all pruning activities are complete, a 4% (v/v) spray in not more than 200 gallons of spray per acre using a nonionic surfactant not to exceed 0.5% v/v. If sufficient spray coverage cannot be achieved on very large trees with 200 gallons spray per acre, do not use Dormex. Applications should be made 30 or more days prior to normal budbreak. Spray applications should be made according to the anticipated budbreak timing required by the earliest variety within an interplanted orchard, unless each variety can be sprayed separately without significant drift or over-spray contacting previously sprayed varieties or non-target varieties. Maintain fungicide/bactericide spray activities, including dormant sprays, and protect bud growth as it occurs.

When budbreak begins to occur following application of Dormex, the bloom can be compressed to a few days, depending upon the weather. In order to assure proper pollination, a sufficient number of beehives of suitable strength to assure adequate pollination must be set in the orchard before first bloom activity is observed. Artificial pollination may be advised when bee activity is limited.

Dormex is a budbreak stimulant and will promote more uniform normal and/or earlier budbreak even when the maximum chill hour requirements are met. However, Dormex is not a substitute for chill hours. A 4% (v/v) spray will stimulate growth following a minimum amount of chilling (approximately 350-500 chill hours based on the threshold temperature of 43°F to 45°F).

GRAPES - WINE AND RAISIN - For promoting increased budbreak uniformity, and to promote more uniform harvest, apply a 4% spray in not more than 100 gallons per acre applied 30 or more days prior to normal natural budbreak. This use will help overcome blind bud disorder on such wine varieties as Cabernet Sauvignon. Low vigor vines may not be able to support the amount of budbreak and shoot growth that occurs as a result of Dormex use.

DESERT GRAPES - For use in desert grown grapes in California Counties of Imperial, Riverside and San Bernardino and in Arizona Counties of Maricopa, Pinal and Yuma. To promote uniform budbreak apply Dormex as a 4% (v/v) solution in water using a nonionic surfactant not to exceed 0.5% v/v, prior to budbreak after all pruning activities are completed, including tying of canes. Use a coarse droplet spray with nozzle pressure not to exceed 40 psi. Use a minimum number of spray nozzles to achieve adequate wetting. Three to four nozzles are usually sufficient.

Do not exceed 100 gallons of spray per acre and do not use more than 4 gallons Dormex per acre. Make only one application per crop cycle. Do not tank mix with other materials except as listed above. If applied less than four weeks prior to natural budbreak, yield may be reduced.

For earlier than normal budbreak, make the application earlier than 4 weeks prior to normal budbreak but not later than January 31 and not before December 1.

Some yellowing on the first leaves may appear but the developing growth will be normal. In determining to apply Dormex to promote earlier than normal budbreak, the user should be aware that growing buds and shoots are susceptible to frost and may be killed or damaged by freezing temperatures.

To avoid possible exposure to the endangered Coachella Valley fringe-toed lizard in the vineyards located within boundaries of the Coachella Valley Preserve, applications may not be made within 50 feet of the boundary of the Coachella Valley Preserve.

NON-DESERT GRAPES - For use in California Counties of Kern, Tulare, Fresno, and Madera.

To promote uniform budbreak apply Dormex as a 4% (v/v) solution in water using a nonionic surfactant not to exceed 0.5% v/v, prior to budbreak after all pruning activities are completed, including tying of canes. Use a coarse droplet spray with nozzle pressure not to exceed 40 psi, and a minimum number of spray nozzles to achieve adequate wetting. Three to four nozzles are usually sufficient. Do not exceed 100 gallons of total spray per acre and do not use more than 4 gallons Dormex per acre. Make only one application per crop cycle. Do not tank mix with other materials except as listed above. If applied less than four weeks prior to natural budbreak, yield may be reduced.

For earlier than normal budbreak, make the application earlier than 4 weeks prior to normal budbreak but not later than February 28 and not before January 1.

Some yellowing on the first leaves may appear but the developing growth will be normal. In determining to apply Dormex to promote earlier than normal budbreak, the user should be aware that growing buds and shoots are susceptible to frost and may be killed or damaged by freezing temperatures.

In areas where chill hour accumulation is marginal, Dormex should be applied as late as possible to permit maximum chill hour accumulation, but not later than 25 days before budbreak. Dormex will be most effective using the 4% (v/v) spray solution after the vines have accumulated a minimum of 50 hours of chilling.

Low vigor and low capacity vines should not have Dormex applied any earlier than 30 days prior to anticipated normal budbreak. Vines treated too soon risk reduced yield if conditions affecting growth following application are not favorable for a sustained period.

KIWI (California Only) – To promote more uniform natural budbreak or earlier budbreak, particularly in areas of marginal chilling, to reduce the period of fruit susceptibility to disease, and to promote more uniform harvest, apply a 4% spray, making only one application per crop cycle, in not to exceed 100 gallons per acre. This application will also reduce the canes' susceptibility to apical dominance, therefore increasing bud fruitfulness. Do not tank mix with other materials except up to 0.5% (v/v) of a non-ionic surfactant. If applied less than four weeks prior to natural budbreak, yield may be reduced.

For earlier than normal budbreak, make the application earlier than four weeks prior to normal budbreak.

To limit drift, use a coarse droplet nozzle, nozzle pressure must not exceed 40 psi, and spray to wet. Do not exceed 4 gallons per acre of Dormex per application.

Some yellowing on the first leaves may appear but the developing growth will be normal. In determining to apply Dormex to promote earlier than normal budbreak the user should be aware that growing buds and shoots are susceptible to frost and may be killed or damaged by freezing temperatures.

PEACHES/NECTARINES - (Not For Use in California) - For more uniform natural budbreak, or for earlier budbreak, leading to sharper bloom, more uniform maturity or earlier maturity, apply after all pruning activities are completed, use 1-1.5% (v/v) Dormex spray in not more than 200 gallons spray per acre using a nonionic surfactant not to exceed 0.5% v/v. Application should be made 30 or more days prior to normal budbreak. Application less than 30 days prior to normal budbreak may result in reduced yield. In some areas, it may be possible to use lower rates if it is possible to monitor closely the accumulation of chill hours. If rates are too low and made too close to normal budbreak no results may occur.

Spray according to the anticipated budbreak timing of the earliest variety within an interplanted orchard, unless each variety can be sprayed separately without significant drift or overspray contacting previously sprayed varieties or nontarget varieties. If handgun spray applications are used, care must be taken not to over wet the lower portions of the tree because reduced fruitfulness will occur in the lower part of the tree as a result of phytotoxicity from increased spray dripping from the top of the tree. More uniform spray applications occur from speed sprayer treatment, resulting in more uniform distribution of material through the tree.

Dormex is a budbreak stimulant and will promote more uniform and/or earlier budbreak even when maximum chill hour requirements are met. However, Dormex is not a substitute for chill hours. A 1.5% (v/v) spray will stimulate growth following a minimum amount of chilling (approximately 300-500 chill hours based on a threshold temperature of 43°F to 45°F).

Dormex use on any orchard historically damaged by frost, such as in Southeastern states must be done with the knowledge that Dormex treated trees are equally as frost sensitive as non-treated trees. If Dormex is used to start growth even a few days early, resulting flowers and/or fruit can be subject to frost damage.

Note to User: Application at rates in excess of those stated above may reduce emergence of primary buds, causing secondary bud growth which can reduce yield in the immediate crop cycle.

STORAGE AND DISPOSAL

STORAGE: Keep under cool conditions, not to exceed 20°C (68°F). Do not store in direct sunlight.


PROHIBITIONS: Do not contaminate water, food, or feed by storage or disposal. Open dumping is prohibited. Keep pesticide in original container.

PESTICIDE DISPOSAL: Wastes resulting from the use of this product may be disposed of on site or at an approved waste disposal facility.

CONTAINER DISPOSAL: Triple rinse (or equivalent). Then offer for recycling or reconditioning, or puncture and dispose of in a sanitary landfill, or by incineration, or, if allowed by state and local authorities, by burning. If burned, stay out of smoke.

CONDITION OF SALE

1. DEGUSSA AG warrants that this product consists of the ingredients specified and is reasonably fit for the purpose stated on this label when used in accordance with the directions under normal conditions of use. No one other than an officer of DEGUSSA is authorized (and such authorization must be in writing) to make any other warranty, guarantee or direction concerning this product.
2. Because the time, place, rate of application, weather conditions and normal or abnormal conditions of use or storage are beyond DEGUSSA's control, DEGUSSA's liability is limited to replacement of product or refund of purchase price. In no event shall DEGUSSA be liable for indirect or consequential damages.



01/01