



UNITED STATES ENVIRONMENTAL PROTECTION AGENCY
WASHINGTON, DC 20460

OFFICE OF CHEMICAL SAFETY
AND POLLUTION PREVENTION

May 20, 2021

Lisa Adamson
Regulatory Manager & Regulatory Affairs
Control Solutions, Inc.
5903 Genoa-Red Bluff
Pasadena, TX 77507-1041

Subject: PRIA Label Amendment – label amendment to add mosquito marketing claims
Product Name: CSI 18-286 L-N-P CS RTU
EPA Registration Number: 53883-464
Application Date: October 15, 2020
Decision Number: 569767

Dear Ms. Adamson:

The amended label referred to above, submitted in connection with registration under the Federal Insecticide, Fungicide and Rodenticide Act, as amended, is acceptable. This approval does not affect any conditions that were previously imposed on this registration. You continue to be subject to existing conditions on your registration and any deadlines connected with them.

A stamped copy of your labeling is enclosed for your records. This labeling supersedes all previously accepted labeling. You must submit one copy of the final printed labeling before you release the product for shipment with the new labeling. In accordance with 40 CFR 152.130(c), you may distribute or sell this product under the previously approved labeling for 18 months from the date of this letter. After 18 months, you may only distribute or sell this product if it bears this new revised labeling or subsequently approved labeling. “To distribute or sell” is defined under FIFRA section 2(gg) and its implementing regulation at 40 CFR 152.3.

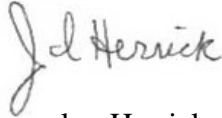
Should you wish to add/retain a reference to the company’s website on your label, then please be aware that the website becomes labeling under the Federal Insecticide Fungicide and Rodenticide Act and is subject to review by the Agency. If the website is false or misleading, the product would be misbranded and unlawful to sell or distribute under FIFRA section 12(a)(1)(E). 40 CFR 156.10(a)(5) list examples of statements EPA may consider false or misleading. In addition, regardless of whether a website is referenced on your product’s label, claims made on the website may not substantially differ from those claims approved through the registration process. Therefore, should the Agency find or if it is brought to our attention that a website contains false or misleading statements or claims substantially differing from the EPA approved registration, the website will be referred to the EPA’s Office of Enforcement and Compliance.

Your release for shipment of the product constitutes acceptance of these conditions. If these conditions are not complied with, the registration will be subject to cancellation in accordance

Page 2 of 2
EPA Reg. No. 53883-464
Decision No. 569767

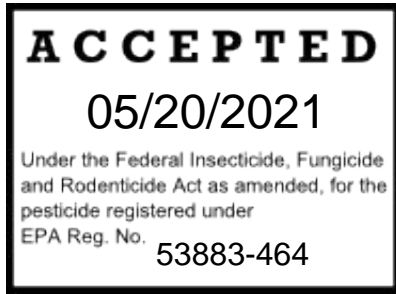
with FIFRA section 6. If you have any questions, you may contact Hester Dingle at 703-347-8860 or via email at dingle.hester@epa.gov.

Sincerely,

A handwritten signature in cursive script that reads "J. Herrick".

Jacquelyn Herrick, Product Manager 03
Invertebrate & Vertebrate Branch 1
Registration Division (7505P)
Office of Pesticide Programs

Enclosure



{Text in braces { } are notes to the label editor;
text in brackets [] alone are optional statements;
text separated by /denotes and/or options}

Lambda-cyhalothrin	Group	3A	INSECTICIDE
Novaluron	Group	15	INSECTICIDE
Pyriproxyfen	Group	7C	INSECTICIDE

CSI 18-286 L-N-P CS RTU

[Ready-to-Use]
[For Indoor & Perimeter [Listed Nuisance Pests]]
[Mosquito Killer]

ACTIVE INGREDIENTS:

Lambda-cyhalothrin [†] **	0.06%
Novaluron	0.02%
Pyriproxyfen [†]	0.02%
OTHER INGREDIENTS*:	<u>99.90%</u>
TOTAL:	100.00%

[†] Lambda-cyhalothrin and Pyriproxyfen are encapsulated.

** Synthetic pyrethroid

Contains 0.005 lbs. lambda-cyhalothrin, 0.0017 lbs. novaluron and 0.0017 lbs. pyriproxyfen per gallon.



Manufactured for:
Control Solutions, Inc.
5903 Genoa Red Bluff
Pasadena, TX 77507

EPA Reg. No: 53883-464

EPA Est. No: _____

Net Contents: _____

SHAKE WELL BEFORE USE

KEEP OUT OF REACH OF CHILDREN

CAUTION

Si usted no entiende la etiqueta, busque a alguien para que se la explique a usted en detalle.
(If you do not understand the label, find someone to explain it to you in detail.)

{Alternate text – all or in part: See side/back panel(s) for First Aid, Precautionary Statements, Directions for Use and Storage and Disposal.}

FIRST AID	
IF ON SKIN OR CLOTHING:	<ul style="list-style-type: none"> • Take off contaminated clothing. • Rinse skin immediately with plenty of water for 15-20 minutes. • Call a poison center or doctor for treatment advice.
HOT LINE NUMBER	

Have the product container or label with you when calling a poison control center or doctor or going for treatment. You may also contact SafetyCall® (866) 897-8050 for emergency medical treatment information.

PRECAUTIONARY STATEMENTS

HAZARDS TO HUMANS AND DOMESTIC ANIMALS

CAUTION: Avoid contact with skin or clothing. Wash thoroughly with soap and water after handling and before eating, drinking, chewing gum, using tobacco, or using the toilet.

ENVIRONMENTAL HAZARDS

This product is extremely toxic to fish and aquatic invertebrates. To protect the environment, **DO NOT** allow pesticide to enter or run off into storm drains, drainage ditches, gutters, or surface waters. Applying this product in calm weather when rain is not predicted for the next 24 hours will help ensure that wind or rain does not blow or wash pesticide off the treatment area. Rinsing application equipment over the treated area will help avoid run-off to water bodies or drainage systems. Drift and runoff from treated areas may be hazardous to aquatic organisms in neighboring areas. Apply this product only as specified on this label.

This product is highly toxic to bees exposed to direct treatment or residues on blooming crops or weeds. **DO NOT** apply this product or allow it to drift to blooming crops or weeds if bees are foraging the treatment area.

PHYSICAL AND CHEMICAL HAZARDS

DO NOT mix or allow coming in contact with oxidizing and reducing agent hazardous chemical reaction may occur. **DO NOT** use this product in or on electrical equipment due to the possibility of shock hazard.

DIRECTIONS FOR USE

It is a violation of federal law to use this product in a manner inconsistent with its labeling.

IMPORTANT: Not for use on plants being grown for sale or other commercial use, or for commercial seed production, or for research purposes. For use on plants intended for aesthetic purposes or climatic modification and being grown in interior plantscapes, ornamental gardens or parks, or on lawns or grounds.

READ ALL DIRECTIONS COMPLETELY BEFORE USE.

USE RESTRICTIONS

- **DO NOT** allow children or pets to contact treated surfaces until spray has dried.
- **DO NOT** use this product with oil.
- **DO NOT** apply this product in any room being used as living, eating, sleeping, or recovery area by patients, the elderly, or infirm while they are in the room.
- **DO NOT** apply to institutions (including libraries, sports facilities, etc.,) in the immediate area when occupants are present.
- **DO NOT** apply to classrooms when in use.
- **DO NOT** apply this product to edible growing crops or stored raw agricultural commodities used for food or feed.
- **DO NOT** allow applications to contact water inhabited by fish, such as in aquariums and ornamental fish ponds that are located in/around sites/structures being treated.

Application Restrictions for Residential Outdoor Surface and Space Sprays:

- All outdoor applications must be limited to spot or crack and crevice treatments only, except for the following permitted uses:
 1. Applications to soil or vegetation around structure;
 2. Applications to lawns, turf, and other vegetation;
 3. Applications to building foundations, up to a maximum height of 2 feet above grade;
 4. Applications to underside of eaves, soffits, doors, or windows permanently protected from

- rainfall by a covering, overhang, awning or other structure;
5. Applications around potential pest entry points into buildings, when limited to a surface band not to exceed one inch in width;
 6. Applications made through the use of a coarse, low pressure spray to only those portions of surfaces that are directly above bare soil, lawn, turf, mulch or other vegetation, as listed on this label, and not over an impervious surface, drainage or other condition that could result in runoff into storm drains, drainage ditches, gutters, or surface waters, in order to control occasional invaders or aggregating pests.
- **DO NOT** water the treated area to the point of runoff after application.
 - **DO NOT** make applications during rain.
 - **DO NOT** apply directly to sewers or drains, or to any area like a gutter where drainage to sewers, storm drains, water bodies, or aquatic habitat can occur, except as directed by this label.
 - In New York State, this product may not be applied to turf within 100 ft. of a coastal marsh or streams that drain into a coastal marsh.

[HOW IT WORKS] [PRODUCT INFORMATION]:

[This product] [Name of product] contains a microencapsulated insecticide to kill listed adult insects and [two] [2] insect growth regulators [IGR's]. [This product] [Name of product] [kills] [controls] listed adult insects and prevents reproduction or development of larvae into adults, breaking [disrupting] the life cycle, providing effective control of listed insects, both indoors and outdoors. Areas of use include, listed uses of inside and outside of homes and listed uses of livestock and poultry housing structures. Microencapsulated pesticides are products where one or more of the active ingredients are covered (encapsulated) by a protective coating. When applied, the microencapsulated pesticide breaks and slowly releases the active ingredient over time, providing an extended life of the pesticide.

{Option 1 – Conventional Trigger Small RTU}

[Applicator [Device] [Applicator Name] Directions/Instructions]

HOW TO USE:

Spray

1. Turn sprayer nozzle to desired spray.
2. Squeeze trigger repeatedly to spray.

Finish

1. Turn sprayer nozzle to “OFF” [X]

{Option 2 – Conventional Trigger Large RTU}

[Applicator [Device] [Applicator Name] Directions/Instructions]

HOW TO USE:

Spray

1. Remove sprayer from bottle by sliding [pulling] sprayer up.
2. Unwrap [uncoil] hose and insert [color] hose connector into [color] spout on bottle cap **until it clicks**.
3. [Flip up [color] spout until fully upright] [Twist spout to “ON”] [Pull spout up].
4. Turn sprayer nozzle to desired spray.
5. Squeeze trigger repeatedly to spray.

Finish

1. Turn sprayer nozzle to “OFF” [X]
2. **DO NOT DISCONNECT HOSE CONNECTOR FROM SPOUT.**
3. [Place sprayer back into holster [holder]]

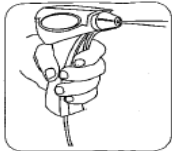
{Option 3 – Battery Powered Sprayer}



- Remove sprayer from storage holster.
- Slide safety lock to the LOCK position.



- Unwind pickup tube on the sprayer before attaching to the bottle.
- Insert pickup tube in bottle and screw sprayer cap onto bottle.



{Option 4 – Neck in Bottle with Sprayer}

SPRAYER DIRECTIONS

- Remove sprayer. Pull cord ALL THE WAY OUT.
- Remove top from cap on bottle.
- Insert plug into spout on cap until it clicks.
- Twist nozzle on sprayer to the spray position.

{Option 5 – 1.33 Gallon Sprayer}

SPRAYER INSTRUCTIONS

1. To detach sprayer handle and wand, remove the sticker and gently pull the wand from the bottle.
2. Unwrap hose from bottle.
3. Cut white plastic safety strip from pump and discard.
4. Make sure pump is securely screwed into tank by turning clockwise.
5. Make sure control lever on sprayer handle is in the “OFF” position by pulling back.
6. Slightly turn pump handle clockwise to unlock.
7. Pump handle up & down to create pressure in tank.
8. Point spray nozzle away from people and pets and desired plants.
9. Push the control lever on the sprayer handle to “ON” to begin spraying.
10. Adjust spray pattern by turning nozzle cap.
11. Pull control lever back to stop spraying.

{Option 6 – Alternate 1.33 Gallon Sprayer}

SPRAYER INSTRUCTIONS

- Remove wand from the bottle.
- Make sure pump is securely screwed into tank by turning clockwise.

- Make sure control lever on sprayer handle is in the “OFF” position by pulling back.
- Pump handle up & down.
- Push the control lever on the sprayer handle to “ON” to begin spraying.
- Adjust spray pattern by turning nozzle cap.
- Pull control lever back to stop spraying.

{Option 7 – Alternate Power Sprayer}

SPRAYER INSTRUCTIONS

- [Remove/cut cable tie on holster]
- Remove sprayer from holster.
- Slide safety lock to the LOCK position.
- [Use screwdriver to open battery hatch and install 4xAA batteries] [Remove plastic tab to activate batteries]
- Remove cap from product bottle and insert tube into bottle.
- Securely twist cap to tighten.
- Slide safety lock to the ON position.
- Turn over the long white nozzle.
- Press the switch to spray.
- [Twist nozzle as necessary to adjust spray pattern.]
- Slide safety lock to LOCK position when done.

{The following Product Facts format is optional and the information may be inside or outside of a box.}

PRODUCT FACTS:			
What It Does: Kills listed home invading insects: Ants (excluding Carpenter, Harvester and Pharaoh), Bed Bugs, Cockroaches, Fleas, Silverfish, Ticks, Centipedes, Crickets and other listed insects both indoors and outdoors.			
Where to Use: For use indoors and outdoors.			
When to Use: Use anytime as a preventative treatment or after you see evidence of insect activity.			
[Questions & Comments: [icon phone]]			
[1-800-xxx-xxxx]			

PRODUCT FACTS

Kills [Controls] {any or all of the following insects}

Ants (excluding Carpenter, Harvester and Pharaoh)			
Bed Bugs			
Beetles	Asian Lady Billbugs Carpet Cigarette Colorado Potato Confused Flour Dermestid Depressed Four	Driedfruit Elm Leaf European Grain Flat Grain Flea Fungus Green June Japanese	Merchant Grain Mexican Bean Red Flour Saw-tooth Grain Striped Cucumber Trogoderma Warehouse
Borers	American Plum European Corn Lesser Grain Lesser Peachtree	Peachtree Peach Twig Southwestern Corn	Squash Vine Stalk
Boxelder Bugs			
Caterpillars	Alfalfa	Filbertworm Green Cloverworm Green Fruitworm	Navel Orangeworm Painted Lady Pecan Nut Casebearer

	Armyworms (Beet, Fall, Southern, True, Yellow Striped) Bagworms Budworms Corn Earworm Cutworms Cranberry Fruitworm	Hickory Shuckworm Hornworms (Tobacco & Tomato) Imported Cabbageworm Loopers (Alfalfa, Cabbage, Celery)	Pickleworm Rindworm Saltmarsh Sod Webworms Tent Velvetbean
Centipedes			
Chinch Bug	Hairy	Southern	
Cockroaches			
Crickets	House Common short-tailed Indies short-tailed Arizona Tropical Southern wood	Variable field Fall field Southeastern field Texas field Spring field	Northern wood Western striped Eastern striped Sand field Vocal field
Earwigs			
Firebrats			
Fleas			
Flies	Apple Maggot European Crane Face	Fruit House Nuisance	Phorid Stable Vinegar
Fungus Gnats			
Grasshoppers			
Leafminers	Alder	Tentiform	Vegetable
Mealybug			
Midges			
Millipedes			
Mites	Broad Banks grass Carmine	Clover European Red Pecan Scorch Spider	Spruce Two Spotted Spider
Mole Crickets	Northern	Short-Winged	Southern
Mosquitoes			
Moths	Angoumois Grain Codling Diamondback	Gypsy Indianmeal	Rice Tobacco
Periodical Cicada			
Pillbugs & Rollie Pollies			
Plant Bugs	Tarnished	Lygus Bug	
Scales	Cottony Cushion San Jose Euonymous	Brown Soft European Elm Black	California Red Pine Needle
Silverfish			
Sow Bugs			
Spiders*	Barn Burrowing Wolf California Wolf	Garden Grass Ground	Jumping Pirate Wolf Spinybacked Orb Weaver

	Cellar Crab Daddy Long Legs	House Huntsman	Violin Yellow Sac
Springtails			
Stink Bugs	Brown Marmorated	Green	Kudzu
Ticks	Lone Star		
Weevils	Cowpea	Granary	Rice
Whiteflies			

*Except Black Widow, Brown Recluse and Hobo

USE DIRECTIONS:

ANTS (excluding Pharaoh, Carpenter and Harvester Ants):

Indoors: Apply to any trails around doors, windows baseboards, corners, around pipes, in and behind cabinets, behind and under refrigerators, sinks, furnaces and stoves, cracks and crevices. Locate and treat nests. Repeat application should only take place if there are signs of renewed activity and must not exceed one application every 21 days. Spray 1 gallon per 1,000 sq. ft.

Outdoors: Apply to exterior perimeter or around foundation walls where ants are actively foraging and in a band 7 feet wide adjacent to the foundation wall of the building. Repeat treatments may be made 14 days after previous treatment, or if heavy rainfall occurs. Prior to outside perimeter treatments, remove debris and leaf litter from next to the foundation, cut back vegetation and branches that touch the foundation, and move or rake back rocks, deep mulch, or other potential pest harborage next to the foundation. Spray 1 gallon per 1,000 sq. ft.

USE RESTRICTIONS:

In the home, cover all food processing surfaces and utensils during treatment thoroughly wash before reuse. Cover or remove exposed food. **DO NOT** permit humans or pets to contact treated surfaces until the spray has dried. Applications to building foundations are restricted to a maximum height of 2 feet above grade.

BED BUGS:

Indoors: Clean floors and surfaces by vacuuming. Apply to areas including crevices, baseboards, loose plaster, behind bed frames and headboards, beneath beds and furniture, and to box springs and bed frames. Spray 1 gallon per 2,000 sq. ft.

USE RESTRICTIONS:

DO NOT apply to furniture surfaces or mattresses where people will be laying or sitting. **DO NOT** treat infested bedding, instead place in sealed plastic bags, and taken for laundering and drying at high temperatures.

COCKROACHES, CRICKETS, EARWIGS, FIREBRATS, SILVERFISH AND STINK BUGS:

Indoors: Contact as many insects as possible. Apply to all areas where these pests may hide paying attention to places such as beneath sinks, behind and beneath stoves and refrigerators, cracks and crevices, around garbage cans, cabinets, along the outside of baseboards, door and window sills, door and window frames and floors, around and on drains, pipes, plumbing, behind bookcases, storage and other utility installation areas, infested furniture and the inside of cabinets and closets. Repeat application every 21 days only if there are signs of renewed activity. Spray 1 gallon per 1,000 sq. ft. **DO NOT** exceed one application every 21 days.

Outdoors: Apply the band up to 7 ft. wide around the structure and upwards along the foundation to 2 ft. and around windows, doors, and roof overhangs. Apply thoroughly and uniformly wet the foundation and/or band area so that the insecticide will reach the soil or thatch level where pests may be active. Apply around the following structures: window frames, doors, garage doors, patios, decks, carports, shutters, around garbage areas, and other areas where these pests may congregate. Prior to outside perimeter treatments, remove debris and leaf litter from next to the foundation, cut back vegetation and branches that touch the foundation, and move or rake back rocks, deep mulch, or other potential pest

harborage next to the foundation. Repeat treatments may be made 14 days after previous treatment, or if heavy rainfall occurs. Spray 1 gallon per 1,000 sq. ft. in a band 2 to 4 ft wide adjacent to & around structure.

USE RESTRICTIONS:

In the home, cover all food processing surfaces and utensils during treatment thoroughly wash before reuse. Cover or remove exposed food. **DO NOT** permit humans or pets to contact treated surfaces until the spray has dried. **DO NOT** spray into the air; only spray onto the specific use sites. Applications to building foundations are restricted to a maximum height of 2 feet above grade.

FLEAS AND TICKS:

Indoor Kennels and Doghouses (building, walls, floor & run areas): DO NOT directly spray animals or pets. Apply to areas where pets and other animals are known to frequent and where previous infestations have been known to occur. Flea eggs and flea larvae that come into contact with this product will also not develop into adult fleas. This product works for up to 7 months by inhibiting the development of the immature stages of the flea and preventing them from reaching the biting adult stage. Applications can begin in the spring and can continue until frost to control both larvae and adult ticks. Repeat application at 7-month intervals or as needed, but not more than every 21 days. Spray 1 gallon per 3,000 sq. ft.

Outdoor Animal runs, lawns, trees, ornamental plants & Shrubs and other areas where animals are known to rest: To control ticks, apply to vegetation brush, branches, rock walls, and other areas near habitation where fleas and ticks may harbor or frequent. Treat entire area where animals are known to rest rather than making spot treatments and retreat as necessary to maintain control. Application on soil surfaces will provide 21 days of IGR activity. If needed, repeat treatments may be made 14 days after last treatment or, if heavy rainfall occurs, repeat as necessary. Spray 1 gallon per 3,000 sq. ft.

USE RESTRICTIONS:

- Remove pets prior to spraying treatment area.
- **DO NOT** permit humans or pets to contact treated surfaces until the spray has dried.
- **DO NOT** spray into the air; only spray onto the specific use sites.
- **DO NOT** spray when wind conditions could create a mist to blow back to applicator.
- **DO NOT** apply this product in or around bodies of water.
- **DO NOT** soak young or flowering plants. Applications to building foundations are restricted to a maximum height of 2 feet above grade.
- **DO NOT** apply to pasture or cropland.

FLYING INSECT PESTS (Such as Flies, Moths, Mosquitoes, Midges, and Gnats):

Indoors: Thoroughly spray all areas where these pests may be hiding paying attention to beneath sinks, behind and beneath stoves and refrigerators, cracks and crevices, around garbage cans, cabinets, along the outside of baseboards, door and window sills, door and window frames and floors, around and on drains, pipes, plumbing, behind bookcases, storage and other utility installation areas, infested furniture and the inside of cabinets and closets. Contact as many insects as possible. Apply directly to walls, ceilings, window screens, and other resting areas as a residual surface treatment. May be used inside residential buildings and outside structures such as residential barn and lean-to's as spot and crack and crevice treatments in and around carports, garages, and storage sheds. Repeat application only if there are signs of renewed activity and **DO NOT** exceed one application every 21 days. Spray 1 gallon per 3,000 sq. ft. or 2,000 linear feet for crack and crevice.

Outdoors: Apply to outside surfaces as crack and crevice treatment of the following: buildings, residential barns and lean-to's porches, patios, garages, and other areas where these pests have been seen or found. To help prevent infestations of buildings by flying insects, treat soil, vegetation or other substrates in a band 7 feet wide adjacent to the building foundations, walls, around doors and windows, and overhead areas where these pests are active and may find entrance or harborage. For surface applications, thoroughly wet doors, around windows, around garbage and refuse areas. Apply to foliage and ornamental plants as well as into moist breeding areas such as potted plants, moist debris or litter, or into areas holding standing water such as gutters, drains, pools and fountains. Control will be enhanced when facilities are cleaned and interior applications are supplemented with products registered for exterior perimeter treatments. Prior to outside perimeter treatments, remove debris and leaf litter from next to the foundation, cut back vegetation

and branches that touch the foundation, and move or rake back rocks, deep mulch, or other potential pest harborage next to the foundation. Spray 1 gallon per 3,000 sq. ft. or 2,000 linear feet for crack and crevice.

MOSQUITO CONTROL:

Outdoors: Apply as a spray where mosquitoes may rest, harbor or breed, contacting as many mosquitoes as possible: tall grass, foliage, landscape plantings, building foundations, soil beneath decks, backyards and lawns. The ideal target area is the bottom 20 feet of trees. Pay particular attention to the underside of plant leaves and resting sites. For best results apply when the mosquitoes are most active. Apply during the cooler hours of the night or early mornings. **DO NOT** spray in or near fish ponds or other bodies of water. Retreatment may be necessary to achieve and/or maintain control during periods of high pest pressure, or if there are signs of renewed insect activity. **DO NOT** apply more than once every 14 days. Spray 1 gallon per 2,000 sq. ft.

USE RESTRICTIONS:

In the home, cover all food processing surfaces and utensils during treatment thoroughly wash before reuse. Cover or remove exposed food. **DO NOT** permit humans or pets to contact treated surfaces until the spray has dried. **DO NOT** spray into the air; only spray onto the specific use sites. Applications to building foundations are restricted to a maximum height of 2 feet above grade. **DO NOT** make outdoor broadcast applications when wind speed is 15 mph or greater.

STORED PRODUCT PESTS (including Carpet Beetles, Indian Meal Moths, Rice Moths, Tobacco Moths, Red Flour Beetles, Confused Flour Beetles, Lesser Grain Borers, Merchant Grain Beetles, Saw-toothed Grain Beetles, Warehouse Beetles, Cigarette Beetles, and Dermestid Beetles):

Indoors: Crack and Crevice applications may be made directly to cracks and crevices, baseboards, floors, ceilings, walls, expansion joints, molding, areas around water and sewer pipes, voids where pests can hide and similar areas. Spot treatments may also be made around storage areas, closets, around water pipes, doors and windows, behind and under refrigerators, cabinets, sinks, stoves and other equipment, shelves, drawers and similar areas. Contact as many insects as possible. Spray 1 gallon per 2,000 sq. ft.

USE RESTRICTIONS:

- Remove all utensils, uncovered foodstuffs (or any having original package opened), and shelf paper before making application.
- Allow treated surfaces to dry and cover shelves with clean paper before replacing any utensils, foodstuff, or other items.
- Destroy any foodstuff accidentally contaminated with treatment solution.
- **DO NOT** permit humans or pets to contact treated surfaces until the spray has dried.
- **DO NOT** spray into the air; only spray onto the specific use sites.
- During any overhead applications to overhead interior areas of structures, cover surfaces below with plastic sheeting or similar materials.
- Wear protective clothing, unvented goggles, gloves and respirator, when applying to overhead areas or in poorly ventilated areas.
- **DO NOT** touch sprayed surfaces until spray has completely dried.

BOXELDER BUGS, CENTIPEDES, MILLIPEDES, PILLBUGS, AND SOW BUGS:

Indoors: Apply around doors and windows, storage areas, baseboards and other sites where these pests may be found. Repeat application only if there are signs of renewed activity and must not exceed one application every 21 days. Spray 1 gallon per 2,000 sq. ft.

Outdoors: Apply at a height of 2 feet on the foundation in a band 7 feet wide adjacent to and around the structure where pests may be active or may find entrance. Apply spray around window frames, doors, garage doors, decks, permanently covered carports, shutters, around garbage areas, sill plate and other areas where pests may congregate. Spray 1 gallon per 2,000 sq. ft.

USE RESTRICTIONS:

- In the home, cover all food processing surfaces and utensils during treatment or thoroughly wash before reuse.
- Cover or remove exposed food.
- **DO NOT** permit humans or pets to contact treated surfaces until the spray has dried.
- **DO NOT** spray into the air; only spray onto the specific use sites.
- Applications to building foundations are restricted to a maximum height of 2 feet above grade.

- Prior to outside perimeter treatments, remove debris and leaf litter from next to the foundation, cut back vegetation and branches that touch the foundation, and move or rake back rocks, deep mulch, or other potential pest harborage next to the foundation.

STORAGE AND DISPOSAL

DO NOT contaminate water, food or feed by storage or disposal.

PESTICIDE STORAGE: Store upright at room temperature. Avoid exposure to extreme temperatures. Store in a locked area out of reach of children and domestic animals.

PESTICIDE DISPOSAL: Wastes resulting from use of this product may be disposed of on site or at an approved waste disposal facility.

CONTAINER HANDLING: Non-refillable container. **DO NOT** reuse or refill this container. **If empty:** Place in trash or offer for recycling if available. **If partly filled:** Call your local solid waste agency for disposal instructions. Never place unused product down any indoor (including toilet) or outdoor (including sewer) drain.

NOTICE: Read the entire Directions for Use and Conditions of Sale and Limitation of Warranty and Liability before buying or using this product. If the terms are not acceptable, return the product at once, unopened, and the purchase price will be refunded.

WARRANTY STATEMENT

The Directions for Use of this product must be followed carefully. It is impossible to eliminate all risks inherently associated with the use of this product. Ineffectiveness or other unintended consequences may result because of such factors as manner of use or application, weather, presence of other materials or other influencing factors in the use of the product, which are beyond the control of Control Solutions, Inc. or Seller. All such risks shall be assumed by Buyer and User, and Buyer and User agree to hold Control Solutions, Inc. and Seller harmless for any claims relating to such factors.

To the extent consistent with applicable law, Control Solutions, Inc. warrants that this product conforms to the chemical description on the label and is reasonably fit for the purposes stated in the Directions for Use, subject to the inherent risks referred to above, when used in accordance with directions under normal use conditions. This warranty does not extend to the use of this product contrary to label instructions, or under abnormal conditions or under conditions not reasonably foreseeable to or beyond the control of Seller or Control Solutions, Inc., and Buyer and User assume the risk of any such use. CONTROL SOLUTIONS, INC. MAKES NO WARRANTIES OF MERCHANTABILITY OR OF FITNESS FOR A PARTICULAR PURPOSE NOR ANY OTHER EXPRESS OR IMPLIED WARRANTY EXCEPT AS STATED ABOVE.

To the extent consistent with applicable law, IT IS **CONTROL SOLUTIONS INC., AND SELLERS INTENTION THAT** in no event shall Control Solutions or Seller be liable for any incidental, consequential or special damages resulting from the use or handling of this product. **THE EXCLUSIVE REMEDY OF THE USER OR BUYER, AND THE EXCLUSIVE LIABILITY OF CONTROL SOLUTIONS, INC., AND SELLER FOR ANY AND ALL CLAIMS, LOSSES, INJURIES OR DAMAGES (INCLUDING CLAIMS BASED ON BREACH OF WARRANTY, CONTRACT, NEGLIGENCE, TORT, STRICT LIABILITY OR OTHERWISE) RESULTING FROM THE USE OR HANDLING OF THIS PRODUCT, SHALL BE THE RETURN OF THE PURCHASE PRICE OF THE PRODUCT OR, AT THE ELECTION OF CONTROL SOLUTIONS, INC. OR SELLER, THE REPLACEMENT OF THE PRODUCT.**

To the extent consistent with applicable law, Control Solutions, Inc. and Seller offer this product, and Buyer and User accept it, subject to the foregoing Conditions of Sale and Limitation of Warranty and Liability, which may not be modified except by written agreement signed by a duly authorized representative of Control Solutions, Inc.

[Optional Marketing Claims]

[Miscellaneous Efficacy related claims]

- Effective control of Beetles, Fleas, Roaches, Flies, Mosquitoes, Gnats, Crickets, & Ants (excluding Carpenter, Harvester and Pharaoh Ants)
- Effective control of listed pests
- Continuous protection against listed stored product pests for 3 months.
- Breaks the cycle of insect reproduction to control Fleas, listed Stored Product Pests, Cockroaches, Mosquitos, Flies, Lone Star Ticks, and other listed insect pests.
- Reduces egg production in houseflies and prevents development of larvae into adults.
- Controls fleas for 7 months and listed cockroaches for 6 months.
- Kills ants, [cock]roaches, fleas and ticks
- Microencapsulated Insecticide with Insect Growth Regulators for Control of listed Fleas, listed Stored Product Pests, listed Cockroaches, listed Crickets, and listed Flying Insects.
- Contains Microencapsulated insecticide
- Microencapsulated
- Contains IGR [Insect Growth Regulator]
- For control of Fleas, listed Cockroaches, Crickets & listed Flying Insects (such as Mosquitoes & Gnats)
- [1 gallon] covers 2,000 sq. ft.* *for bed bug control
- [1 gallon] treats 2,000 sq. ft.* *for bed bug control
- [1 quart] covers 500 sq. ft.* *for bed bug control
- [1 quart] treats 500 sq. ft.* *for bed bug control
- [1 pint] covers 250 sq. ft.* *for bed bug control
- [1 pint] treats 250 sq. ft.* *for bed bug control
- Kills house flies
- Kills stable flies
- Kills [Controls] biting and filth-breeding flies around animal facilities
- Microencapsulated formulation with 3 modes of action
- Dries fast
- Kills [Controls] listed home invading insects.* *Non-public health pests
- Kills [Controls] listed home invading insects*, both indoors and outdoors. *Non-public health pests
- Kills All Common Household Bugs* (*None-public health pests, see complete list inside)
- Triple threat against listed pests* * Listed non-public health pests.

[Flea Efficacy related claims]

- Inhibits re-infestation by fleas for 7 months.
- Kills pre-adult [larval] fleas, including eggs for [210 days] [30 weeks] [7 months]
- [Prevents] fleas from developing into egg laying adults.
- Inhibits re-infestation by fleas for [210 days] [30 weeks] [7 months]

- If adult fleas are introduced from untreated areas, their offspring will not become biting [reproductive] adult
- Disrupts [Breaks] the life cycle of fleas
- Two [2] applications per year, keep fleas under control
- Prevents flea infestations for 7 months
- Keeps on killing fleas for 7 months
- Kills fleas for 7 months

[Cockroach Efficacy Related Claims]

- Inhibits re-infestation by listed cockroaches for 6 months.
- One treatment works for [180 days] [26 weeks] [6 months] against hatching cockroaches [nymphal (preadult) cockroaches] [hatching eggs (nymphs)] and crickets.
- [Prevents] fleas and cockroaches from developing into egg laying adults.
- One treatment listed cockroaches from generating reproductive offspring for [180 days] [26 weeks] [6 months]]
- Interrupts [breaks] the life cycle of listed cockroaches
- Inhibits re-infestation by listed cockroaches for [180 days] [26 weeks] [6 months]
- Effectively controls listed cockroach populations by preventing reproduction [thereby future generations]
- Prevents [inhibits] listed nymphal cockroaches from becoming adults [breeding adults] [reproductive adults] [egg laying adults]
- Controls/Kills listed cockroaches for 6 months
- Keeps on killing listed cockroaches for 6 months

[Mosquito Efficacy Related Claims]

- Kills mosquitoes that may transmit [the] [West Nile virus], [Zika virus] [Dengue virus] & [Chikungunya virus]
- Kills mosquitos
- Controls mosquitoes
- Kills mosquitoes that may transmit the [West Nile virus], [Zika virus] [EEE] [Eastern Equine Encephalitis] & [Chikungunya virus]
- Mosquito Killer
- Kills Adults* *Mosquitoes
- Kills Mosquito[es] [Adults]
- Kills Mosquito Adults
- Controls mosquitoes on [ornamental] [plant[s]] [hedges] [shrubs] [leaves] in your yard [for 60 days]
- Controls mosquitoes on [ornamental] [plant[s]] [hedges] [shrubs] [leaves] for [60 days]
- Controls mosquitoes on [ornamental] [plant[s]] [hedges] [shrubs] [leaves] [in your yard]
- Controls (*Anopheles, Culex, Aedes*) mosquitoes on [ornamental] [plant[s]] [hedges] [shrubs] [leaves] [for 60 days]
- Kills mosquitoes on trees in your yard
- Controls mosquitoes on tree leaves in your yard
- Controls mosquitoes on tree leaves [in your yard] [for 60 days]
- Controls mosquitoes on tree leaves [in your yard]
- Controls (*Anopheles, Culex, Aedes*) mosquitoes on [ornamental] [plant[s]] [leaves] [for 60 days]
- Controls [*Anopheles, Culex, Aedes*] mosquitoes on tree leaves [in your yard] [for 60 days]
- [1 gallon] covers 2,000 sq. ft.* *for mosquito control
- [1 gallon] treats 2,000 sq. ft.* *for mosquito control
- [1 quart] covers 500 sq. ft.* *for mosquito control
- [1 quart] treats 500 sq. ft.* *for mosquito control

- [1 pint] covers 250 sq. ft.* *for mosquito control
- [1 pint] treats 250 sq. ft.* *for mosquito control
- [1 quart] covers 250 sq. ft.* *for mosquito control
- [1 quart] treats 250 sq. ft.* *for mosquito control

[Use/Formulation related claims]

- For indoor/outdoor use
- Contains adulticide and [two] [2] insect growth regulators [IGRs]
- Convenient [combination][all-in-one] product
- Indoor PLUS Outdoor insect control
- Water-based formulation
- No oily residue when used as directed
- Non-staining
- Leaves no odor
- Dries fast
- Aim and spray
- Kills the listed bugs/insects you see and the listed bugs/insects you don't [see]
- Microencapsulated formulation with three/3 modes of action
- Money Back Guarantee
- Kills listed bugs indoors. Keeps listed bugs out.
- Indoor & Outdoor [Perimeter] Treatment
- Helps protect your home from listed invading insects
- For use indoors and outdoors around the following locations: foundations, porches*, patios*, garages* and decks *Spot and Crack-and crevice treatments only for these sites unless permanently protected from rain.