

53883-280

3/28/2012

1/18



UNITED STATES ENVIRONMENTAL PROTECTION AGENCY
WASHINGTON, D.C. 20460

OFFICE OF
CHEMICAL SAFETY
AND POLLUTION PREVENTION

Anne Turnbough, Ph.D.
Manager, Regulatory Affairs
Control Solutions Incorporated
5903 Genoa Red Bluff
Pasadena, TX 77507-1041

Subject: Notification to make changes per PR Notices 98-10
EPA Registration Number: 53883-280
Decision: 461835

NOTIFICATION
MAR 28 2012

Dear Ms. Turnbough:

The Agency is in receipt of your Application for Pesticide Notification under Pesticide Registration (PRN)98-10 dated February 15, 2012, for the abovementioned product. The Registration Division (RD) has conducted a review of this request for its applicability under PRN 98-10 and finds that the actions requested fall within the scope of PRN 98-10. The label submitted with the application has been stamped "Notification" and will be placed in our records.

If you have any questions regarding this letter, please contact Samantha Hulkower at (703) 603-0683.

Sincerely,

Richard Gebken
Product Manager 10
Insecticide Branch
Registration Division (7505P)

Enclosures: Copy of Label Stamped "Notification"



United States
Environmental Protection Agency
 Washington, DC 20460

Registration
 Amendment
 Other

OPP Identifier Number

Application for Pesticide - Section I

1. Company/Product Number 53883-280	2. EPA Product Manager Richard Gebken	3. Proposed Classification <input checked="" type="checkbox"/> None <input type="checkbox"/> Restricted
4. Company/Product (Name) Pyriproxyfen 10EC	PM# 10	
5. Name and Address of Applicant (Include ZIP Code) Control Solutions, Inc. 5903 Genoa-Red Bluff Pasadena, TX 77507 <input type="checkbox"/> Check if this is a new address	6. Expedited Review. In accordance with FIFRA Section 3(c)(3)(b)(i), my product is similar or identical in composition and labeling to: EPA Reg. No. _____ Product Name _____	

Section - II

Amendment - Explain below. Final printed labels in response to Agency letter dated _____
 Resubmission in response to Agency letter dated _____ "Me Too" Application.
 Notification - Explain below. Other - Explain below.

Explanation: Use additional page(s) if necessary. (For section I and Section II.)

Notification: Update language/typo's

Section - III

1. Material This Product Will Be Packaged In:

Child-Resistant Packaging <input type="checkbox"/> Yes <input type="checkbox"/> No	Unit Packaging <input type="checkbox"/> Yes <input type="checkbox"/> No	Water Soluble Packaging <input type="checkbox"/> Yes <input type="checkbox"/> No	2. Type of Container <input type="checkbox"/> Metal <input type="checkbox"/> Plastic <input type="checkbox"/> Glass <input type="checkbox"/> Paper <input type="checkbox"/> Other (Specify) _____
* Certification must be submitted		If "Yes" Unit Packaging wgt. No. per container	If "Yes" Package wgt No. per container

3. Location of Net Contents Information
 Label Container

4. Size(s) Retail Container

5. Location of Label Directions
 Attached to container

6. Manner in Which Label is Affixed to Product
 Lithograph Paper glued
 Stenciled Other _____

Section - IV

1. Contact Point (Complete items directly below for identification of individual to be contacted, if necessary, to process this application.)

Name Anne Turnbough	Title Director, Regulatory Affairs	Telephone No. (Include Area Code) 281-892-2532
------------------------	---------------------------------------	---------------------------------------------------

Certification
 I certify that the statements I have made on this form and all attachments thereto are true, accurate and complete. I acknowledge that any knowingly false or misleading statement may be punishable by fine or imprisonment or both under applicable law.

2. Signature

3. Title
Director, Regulatory Affairs

4. Typed Name
Anne Turnbough

5. Date
February 15, 2012

6. Date Application Received
(Stamped)

3/18



C O N T R O L
S O L U T I O N S
i n c o r p o r a t e d

February 15, 2012

Document Processing Desk (NOTIF)
Office of Pesticide Programs (7504P)
U.S. Environmental Protection Agency
Room S-4900, One Potomac Yard
2777 S. Crystal Drive
Arlington, VA 22202-4501

Re: EPA Reg. No. 53883-280

Dear Sir or Madam:

Control Solutions, Inc. (CSI) is requesting a notification to update language/typographical errors.

"This notification is consistent with the provisions of PR Notice 98-10 and EPA regulations at 40 CFR 152.46, and no other changes have been made to the labeling or the confidential statement of formula of this product. I understand that it is a violation of 18 U.S.C. Sec. 1001 to willfully make any false statement to EPA. I further understand that if this notification is not consistent with the terms of PR Notice 98-10 and 40 CFR 152.46, this product may be in violation of FIFRA and I may be subject to enforcement action and penalties under sections 12 and 14 of FIFRA."


The following documents are enclosed in support of this application

- 8570-1
- 1 copy of label- highlighted and un-highlighted

Please contact me directly should you need any additional information,

Sincerely,

Anne Turnbough Ph.D.
Director, Regulatory Affairs



4/18

Pyriproxyfen 10% EC

Insect Growth Regulator

NOTIFICATION
MAR 28 2012

[Alt.Brand Name: PIVOT™ 10

[Optional Generic Descriptor: IGR Concentrate]

[Optional Generic Descriptor: Insect Growth Regulator Concentrate]

Pyriproxyfen 10% EC functions to stop the reproduction cycle and provide control of Fleas, Stored Product Pests, Listed Roaches, Crickets, Litter Beetles, and Flying Insects.

[For use in Commercial, Residential and Agricultural settings, including: Tobacco Plants and Warehouses, Manufacturing Plants, Commercial and Industrial Buildings, Transportation Equipment such as Automobiles, Boxcars, Buses, Boats Trucks, Railcars, Ship Cargo Holds, Food and Non-food areas of Restaurants, Food Processing Plants, Food Warehouses, Grocery Stores and Supermarkets, Schools, Office Buildings, Apartments, Hotels and Motels, Hospitals, and Homes, outside on Lawns and Building Perimeters, and in and around Livestock Housing including Poultry Housing, Dairies, Kennels and Feedlots.]

ACTIVE INGREDIENT:

2-[1-Methyl-2-(4-phenoxyphenoxy) ethoxy) pyridine [Pyriproxyfen].....	10.00%
OTHER INGREDIENTS	90.00%
	100.00%

KEEP OUT OF REACH OF CHILDREN **CAUTION**

FIRST AID	
IF IN EYES:	<ul style="list-style-type: none"> • Hold eye open and rinse slowly and gently with water for 15-20 minutes. • Remove contact lenses, if present, after the first 5 minutes, then continue rinsing eye. • Call a poison control center or doctor for treatment advice.
IF ON SKIN OR CLOTHING:	<ul style="list-style-type: none"> • Take off contaminated clothing. • Rinse skin immediately with plenty of water for 15-20 minutes. • Call a poison control center or doctor for treatment advice.
IF SWALLOWED:	<ul style="list-style-type: none"> • Call a poison control center or doctor immediately for treatment advice. • Have a person sip a glass of water if able to swallow. • Do not induce vomiting unless told to do so by the poison control center or doctor. • Do not give anything by mouth to an unconscious person.
IF INHALED:	<ul style="list-style-type: none"> • Move person to fresh air. • If person is not breathing, call 911 or an ambulance, then give artificial respiration, preferably by mouth-to-mouth, if possible. • Call a poison control center or doctor for further treatment advice.
NOTE TO PHYSICIAN: Contains Petroleum Distillate. Vomiting may cause aspiration pneumonia.	
Have the product container or label with you when calling a poison control center or doctor, or going for treatment. You may also contact SafetyCall® International (866) 897-8050 for emergency medical treatment information.	

5/18

Net Contents:
Manufactured by:
Control Solutions, Inc.
5903 Genoa-Red Bluff
Pasadena, TX 77507

EPA Reg. No. 53883-280 _____

EPA Est. No. xxxxx-xx-xxx

PRECAUTIONARY STATEMENTS
HAZARDS TO HUMANS AND DOMESTIC ANIMALS

CAUTION

Causes moderate eye irritation. Avoid contact with skin, eyes or clothing. Wash hands thoroughly with soap and water after handling and before eating, drinking, chewing gum, using tobacco or using the toilet. Do not induce vomiting because of aspiration pneumonia hazard. Obtain medical attention if irritation persists. Avoid contamination of food or feedstuffs.

Cover or remove all food and food processing surfaces. Thoroughly wash all food processing surfaces before reuse. After spraying in bakeries, meat packing plants, food processing plants, etc., all benches, shelving, equipment, etc. where exposed food will be handled must be washed with an effective compound followed by a potable water rinse to remove all traces of contamination. Food processing operations do not have to be stopped while applying a wet spray with care and in accordance with the directions and cautions above in those establishments which do NOT operate under Federal meat, poultry, shell egg grading and egg products inspection program.

ENVIRONMENTAL HAZARDS

This product is toxic to fish and aquatic invertebrates. Do not apply directly to water or to areas where surface water is present or to intertidal areas below the mean high water mark. Do not contaminate water by cleaning of equipment or disposal of equipment washwaters.

DIRECTIONS FOR USE

It is a violation of Federal law to use this product in a manner inconsistent with its labeling.
READ ALL DIRECTIONS COMPLETELY BEFORE USE

PRODUCT INFORMATION

PYRIPROXYFEN 10% EC inhibits the typical development and ability of immature insects from reaching adulthood. PYRIPROXYFEN 10% EC use can limit insect reproduction by causing adult insect sterilization, reduced egg production, behavior modifications, deformed insects and death. PYRIPROXYFEN 10% EC may be used in an Integrated Pest Management (IPM) program to help in the prevention of insect resistance.

PRECAUTIONS:

1. Do not use this product in or on electrical equipment due to possibility of shock hazard.
2. Do not wet carpet, draperies and furniture. **STAINING:** Before using PYRIPROXYFEN 10% EC, test the spray solution in a hidden area before use. As with other products, some fibers or surfaces (such as vinyl siding) may be affected by an application of this, or any liquid product.
3. Before use in commercial or residential food areas, refer to the Food Handling Establishment section of the label.

Remove patients in hospital, nursing homes, or any rooms before treating. If application is done as a surface spray, or crack and crevice application, patients may re-enter once the spray has dried. If application is a ULV Fog or space spray, patients may return to the room after it has been thoroughly ventilated.

4. In institutions (including libraries, sports facilities etc.) applications may be made while the facility

is in use, provided treatment is not made in the immediate area where people are present.

MIXING INSTRUCTIONS

Mix Pyriproxifen 10 EC with water and apply with suitable equipment capable of producing a coarse wet surface spray. Partly fill the sprayer with water, then add the required amount of concentrate in sprayer, agitate and fill to final volume. Agitate before each spray.

Malathion and Vapona are antagonistic to Pyriproxifen; mixing these products are not recommended.

Tank Mixing: Tank mix PYRIPROXYFEN 10% EC with other registered pest control products, if allowed by product labeling Apply as directed using the label instructions that are consistent with each product. Follow the most restrictive language and precautions of the mixed products. Follow the mixing order below:

1. Add the tank mix partner
2. Add the proper volume of water, agitate and confirm the tank mix partner is in suspension
3. Add the specified amount of PYRIPROXYFEN 10% EC and confirm there is a good mixture.

If any compatibility concerns exist do a small scale mixture prior to a full tank mix.

APPLICATION INSTRUCTIONS

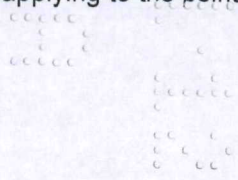
PYRIPROXYFEN 10% EC may be applied both indoors and outdoors as a general surface spray, ULV/fog or space spray application, spot treatment or crack and crevice application. Application may be made using power sprayers, hand pump sprayers, void injectors, in carpet shampoo, using a paintbrush, roller, professional foam applicator, or similar device.

SURFACE APPLICATIONS: Diluted spray may be applied as a spot treatment, broadcast surface application or crack and crevice spray. Apply spray solution to areas where conditions support insect populations and reproduction.

ULV AND FOGGING APPLICATION INSTRUCTIONS, INCLUDING SPACE SPRAY AND VOID INJECTION: PYRIPROXYFEN 10% EC may be applied as a fog or an ultra-low volume (ULV) application with equipment such as Foggers, ULV equipment, mechanical misting sprayers or aerosol generators. Follow the equipment manufacturer's solution preparation instructions to prepare the fogging solution.

For fogging applications, PYRIPROXYFEN 10% EC may be diluted with water or an approved petroleum distillate. Apply at a rate of 1 ml of PYRIPROXYFEN 10% EC per 1,000 cubic feet of space (28 m³) to be treated. Remove all persons from the area to be treated. Close area to be treated. Shut off ventilation systems. Apply the product in the air and direct fog or mist toward all areas that may harbor target pests. After treatment, leave the room closed for 30 minutes or longer, as recommended by the labels of other products that may be tank mixed with PYRIPROXYFEN 10% EC . Do not remain in treated area after fogging application is completed. Ventilate before re-entry.

To Treat Voids in Equipment and Structures with ULV and Fog injection systems (void injectors): Apply to harborage sites in wall voids and other inaccessible spaces in equipment and structures using injection equipment designed for deep void ULV (Ultra Low Volume) applications. Follow the injection equipment manufacturer's recommendations for the proper set up and air pressures. Place the applicator tip at or into the void space or crack and crevice to be treated. Apply in short bursts while keeping the tip in position. Allow the air stream to push the material deep into the area. For applications along baseboards, trim, molding, etc. move applicator tip along the crevice to be treated, applying a constant burst of material. Move the tip at a steady rate of one foot (30 cm) per second. Avoid applying to the point of runoff or drip. Ventilate area thoroughly before re-entry.



FOOD HANDLING ESTABLISHMENT APPLICATIONS

PYRIPROXYFEN 10% EC may be applied as a general surface spray, space spray, spot and/or crack and crevice treatment in both food and non-food areas of food handling establishments where food and food products are held, processed, prepared and served. It also includes areas where food items are: received, prepared, packaged, and stored, as well as enclosed food processing systems (mills, dairies, etc.). Before application, remove or cover all food items in area to be treated. Do not apply directly to food or food-handling surfaces. In the home, all food-processing surfaces and utensils must be covered during treatment or thoroughly washed before use. Food contact surfaces must be thoroughly washed with an effective cleaning compound and rinsed with potable water after use of the product.

Spot or Crack and Crevice Application

Spot, and/or crack and crevice treatment may be used while the facility is in operation, provided exposed food is covered or removed from the area being treated prior to application.

Space Spray and Surface Application

Space and surface application may be used only when the facility is not in operation provided exposed food is covered or removed from the area being treated prior to application.

Pantry, Cabinets, Small Food Storage Areas

Apply as a surface spray, fog, crack and crevice spray, or spot treatment to pantry and cupboard shelves or other areas where food is stored. Prior to spraying, remove all food containers and foodstuffs. Do not replace food containers or foodstuffs until spray has dried.

Stored Food Warehouses

Apply PYRIPROXYFEN 10% EC as a general surface spray, fog, spot, or crack and crevice treatment in warehouses where packaged food items are stored in such a way that direct contact with the foodstuff is not expected.

INTEGRATED PEST MANAGEMENT IN SCHOOLS

PYRIPROXYFEN 10% EC may be used in Schools and Day Care Facilities. Unless it is an emergency situation, applications should be performed when only maintenance staff are present and the building is otherwise unoccupied. Do not apply to classrooms while in use. Vacate rooms prior to treatment. If application is a surface spray, spot or crack and crevice application, re-entry may occur once the spray has dried. If application is a ULV Fog or space spray, re-entry may occur after the treated area has been thoroughly ventilated. Always consult Federal, State and Local governing bodies to understand any and all requirements prior to application.

Rate Chart

Amount of PYRIPROXYFEN 10% EC per gallon (3.8 L) of water to treat 1,500 sq. ft. (139 m ²)	Amount of PYRIPROXYFEN 10% EC per unit area	
	1,000 sq. feet (93 m ²)	1,500 sq. ft (139 m ²)
4 mL per gallon (3.8 L) (0.01%)	3 mL	4 mL
8 mL per gallon (3.8 L) (0.02%)	5.5 mL	8 mL
12 mL per gallon (3.8 L) (0.03%)	8 mL	12 mL

Alternate mixing Instructions for outdoor power spraying	
18 mL per 50 gallons (189 L) of water	0.001%
38 mL per 50 gallons (189 L) of water	0.002%
56 mL per 50 gallons (189 L) of water	0.003%

FOR INDOOR AND OUTDOOR CONTROL OF LISTED FLYING INSECTS SUCH AS MOTHS, MOSQUITOES, FLIES AND SMALL NUISANCE FLIES:

PYRIPROXYFEN 10% EC is effective in not only decreasing the number of eggs laid by treated adults but it also reduces hatch rates and inhibits the development into normal adults. As a stand-alone treatment, Pyriproxyfen 10% EC will reduce adult fly populations after 3-4 weeks. After thorough cleaning and sanitizing of the area, apply spray dilution to known and suspected breeding sites (such as moist areas with decaying organic matter), as well as areas where these insects are known to travel, rest, hide or harbor. Tank mix PYRIPROXYFEN 10% EC with an adulticide to get immediate control of adult stages while inhibiting successful development of immature stage. Repeat applications at 2 to 4 week intervals, if necessary, depending upon the level of infestation. If application is being made in food areas, read and follow the "FOOD HANDLING ESTABLISHMENT APPLICATIONS" instructions in this label.

General Surface Application (Including Broadcast, Spot and Crack & Crevice): Apply PYRIPROXYFEN 10% EC as a surface application at the rate of 4 mL in one gallon (3.78 L) of water (or sufficient volume of water to get adequate coverage) to treat 1,500 square feet (139 m²). Use up to 12 mL per 1,500 square feet (139 m²) for insect populations that are difficult to control or in conditions that make it difficult to get control target pests. Apply solution as a coarse, wetting spray to breeding and harborage sites. For drains, apply dilution into and around the drain and catch basin area. When possible, treat vertical surfaces surrounding breeding sites, where small flies tend to alight.

Space Spray, Void Injection, ULV and Fog Application: Read and Follow the "ULV AND FOGGING APPLICATION INSTRUCTIONS, INCLUDING SPACE SPRAY AND VOID INJECTION" in the General Application Instructions section of this label. Apply PYRIPROXYFEN 10% EC as a ULV or fogging treatment, alone or tank mixed with an adulticide. Apply at the rate of 1mL of concentrate per 1,000 Cu. ft. (28.3 m³) of space to be treated. Make application to areas where insects are known to travel, rest, hide or harbor.

Foam Application: For the control of Drain/Fruit Flies, combine PYRIPROXYFEN 10% EC at the rate of 4 to 8 ml concentrate with one gallon of diluent. To convert this diluent to a foam, add foaming agent at the manufacturer's recommended rate. Apply finished foam to areas of fly breeding such as drains, traps of sinks, bathtubs and in floor drains. For best results, foam should be applied thoroughly, ensuring all void areas and fly breeding material is treated. Follow the requirements of the foam equipment manufacturer.

Outdoor Application: Apply as a surface application (Including Broadcast, Spot and Crack & Crevice) at the rate of 4 mL in one gallon of water (or sufficient volume of water to get adequate coverage) to treat 1,000 square feet (93 m²). Use up to 12 mL per 1,000 square feet (93 m²) for insect populations that are difficult to control or in conditions that make it difficult to get control target pests. Alternate mixing directions for power spraying are to use 18 to 56 mL of concentrate per 50 gallons (189 L) of water. Apply to surfaces where insects breed, travel, rest, hide or harbor. Treat known and suspected breeding sites on, under and around exterior surfaces of buildings, walls, window frames, around garbage cans, eaves, cracks and crevices, porches, decks, gazebos, patios, carports, garages, stagnant water, moist/shaded areas, fence lines, and other areas where target insects are active or may be hiding. Outdoor applications on soil surfaces will provide residual IGR activity, depending upon soil type and weather conditions.

FOR INDOOR AND OUTDOOR CONTROL OF LISTED CRAWLING INSECTS SUCH AS FLEAS, TICKS, BEETLES AND OTHER LISTED INSECTS:

PYRIPROXYFEN 10% EC reduces egg production, hatch and prevents the immature life stages of fleas, ticks, beetles and other crawling insects to develop into adult insects. Flea eggs and flea larvae that contact treated areas will not develop into adult fleas. Follow the "FOOD HANDLING ESTABLISHMENT APPLICATIONS" instructions in this label when used in food areas.

PREVENTATIVE FLEA TREATMENT: Use PYRIPROXYFEN 10% EC as a preventative treatment prior to the flea season. Make application in areas where pets and other animals are known to frequent and where previous infestations have been known to occur. Indoor treatments of PYRIPROXYFEN 10% EC provide up to 7 months of residual flea control. Apply as a surface application at the rate of 4 - 8 mL in one gallon (3.8L) of water (or sufficient volume of water to get adequate coverage) to treat 1,500 square

9/18

feet (139 m²).

FOR ESTABLISHED INFESTATIONS:

General Surface Application (Including Broadcast, Spot and Crack & Crevice): Apply as a surface application at the rate of 4 mL in one gallon (3.8L) of water (or sufficient volume of water to get adequate coverage) to treat 1,500 square feet (139 m²). Use up to 12 mL per 1,500 square feet for insect populations that are difficult to control or in conditions that make it difficult to get control target pests. Treat all areas that may harbor target insects, such as carpets, furniture, pet sleeping areas and throw rugs. Treat under cushions of upholstered furniture. Use with an adulticide to get immediate control of adult insects. Do not allow children or pets to contact treated surfaces until spray has thoroughly dried.

Application with Carpet Shampoo: PYRIPROXYFEN 10% EC may be combined with a liquid, non-heat extracting, carpet shampoo application. Mix 4 ml of PYRIPROXYFEN 10% EC per gallon (3.8L) of diluted shampoo to be applied to carpet. Mix well and shampoo carpet as per instructions on the shampoo product label. Allow carpet to completely dry and vacuum thoroughly.

For Use In Kennels and Doghouses: Apply as a surface application (Including Broadcast, Spot and Crack & Crevice) at the rate of 4 mL in one gallon of water (or sufficient volume of water to get adequate coverage) to treat 1,500 square feet (139 m²). Use up to 12 mL per 1,500 square feet (139 m²) for insect populations that are difficult to control or in conditions that make it difficult to get control target pests. Remove animals before spraying. Apply in and around buildings, resting areas, walls, floor, animal bedding and run areas. Animals may be returned to treated areas when spray has thoroughly dried.

Space Spray, Void Injection ULV and Fog Application: Read and Follow the "ULV AND FOGGING APPLICATION INSTRUCTIONS, INCLUDING SPACE SPRAY AND VOID INJECTION" To achieve uniform coverage apply PYRIPROXYFEN 10% EC (or brand name] as a ULV or fogging treatment, alone or tank mixed with an adulticide. Apply at the rate of 1 ML of concentrate per 1,000 cu. ft. (28 m³) of space to be treated. Direct application to areas where target insects are known to travel, rest, hide or harbor.

Outdoor Application: Apply as a surface application (Including Broadcast, Spot and Crack & Crevice) at the rate of 4 mL in one gallon of water (or sufficient volume of water to get adequate coverage) to treat 1,000 square feet (93 m²). Use up to 12 mL per 1,000 square feet (93m²) for insect populations that are difficult to control or in conditions that make it difficult to get control target pests. Alternate mixing directions for power spraying are to use 18 to 56 mL of concentrate per 50 gallons (189 L) of water. Remove animals before spraying. Apply to listed outdoor areas where target insects are suspected or known to breed, travel, rest, hide or harbor. To help prevent insect infestation of buildings: Treat building exteriors, foundations and soil or other substrate adjacent to buildings. Application on soil surfaces will provide 30 —60 days of IGR activity, depending upon insect type, soil type and weather conditions.

FOR CONTROL OF LISTED COCKROACHES, CRICKETS:

PYRIPROXYFEN 10% EC prevents nymphal cockroaches and crickets from developing into reproductive adults. PYRIPROXYFEN 10% EC May be used with cockroach baits. One treatment works for 6 months against cockroach nymphs and crickets. If application is being made in food areas, read and follow the "FOOD HANDLING ESTABLISHMENT APPLICATIONS" instructions in this label.

General Surface Application (Including Broadcast, Spot and Crack & Crevice): Apply as a surface application at the rate of 12 mL in one gallon of water to treat 1,500 square feet (139 m²). Apply diluted spray as a spot treatment, surface application and crack and crevice spray. Treat all areas where target insects are known or suspected to travel, rest, hide or harbor. Tank mix with an adulticide to provide immediate control of adult stages. Contact as many insects as possible with this spray. Special attention should be paid to hiding places such as beneath sinks, behind and beneath stoves and refrigerators, cracks and crevices, around garbage cans, cabinets, along the outside of baseboards, door and window sills, door and window frames and floors, around and on drains, pipes, plumbing, behind bookcases, storage and other utility installation areas, and the inside of cabinets and closets hitting insects with spray whenever possible. Repeat application in 6 months, or more frequently if necessary.

Space Spray, Void Injection ULV and Fog Application: Read and Follow the "ULV AND FOGGING

APPLICATION INSTRUCTIONS, INCLUDING SPACE SPRAY AND VOID INJECTION" in the General Application Instructions section of this label. To achieve uniform coverage apply PYRIPROXYFEN 10% EC as a ULV or fogging treatment, alone or tank mixed with an adulticide. Apply at the rate of 1mL of concentrate per 1,000 cu. ft. (28 m³) of space to be treated. Direct application to areas where insects are known to travel, rest, hide or harbor.

Outdoor Application: Apply as a surface application (Including Broadcast, Spot and Crack & Crevice) at the rate of 12 mL of concentrate in one gallon of water (or sufficient volume of water to get adequate coverage) to treat 1,500 square feet (139 m²). For building perimeter applications, apply in a band 2-6 feet (0.6 to 1.8 m) adjacent to and around the structure and apply to a height of 2-3 feet (0.6 to 0.9 m) on the foundation where pests may be active or may find entrance. Apply spray on, around and beneath window frames, doors, garage doors, patios, decks, turf, landscaping, compost areas, garbage areas and other areas where target Insects travel, feed, rest, hide or harbor. Alternate mixing directions for outdoor power spraying are to use 56 mL of concentrate per 50 gallons (189L) of water.

FOR CONTROL OF ANTS:

General Surface Application Indoors: PYRIPROXYFEN 10% EC may be used as part of an integrated approach to control ants. Apply broadcast, spot or crack and crevice treatments of PYRIPROXYFEN 10% EC at the rate of 12 mL diluted in water per 1,500 square feet (139 m²) to interior areas where ants are actively foraging and traveling. May be used in conjunction with baits and/or residual treatments. If application is being made in food areas, read and follow the "FOOD HANDLING ESTABLISHMENT APPLICATIONS" instructions in this label.

Outdoor Application: Apply as an outdoor surface application (Including Broadcast, Spot and Crack & Crevice) at the rate of 12 mL of concentrate in one gallon of water (or sufficient volume of water to get adequate coverage) to treat 1,500 square feet (139 m²). Alternate mixing directions for outdoor power spraying are to use 56 mL of concentrate per 50 gallons (189L) of water. For building perimeter applications, apply in a band 2-6 feet (0.6 to 1.8 m) adjacent to and around the structure and apply to a height of 2-3 feet (0.6 to 0.9 m) on the foundation where ants may travel or find entrance. Apply directly to known or suspected ant forage, trails and forage sites. Treat ant mounds or nests directly, with a wetting spray. PYRIPROXYFEN 10% EC may be used in a program with baits or an in a tank mix combination with adulticide insecticide.

FOR CONTROL OF LISTED STORED PRODUCT PESTS:

(Including Indian Meal Moths, Rice Moths, Tobacco Moths, Red Flour Beetles, Confused Flour Beetles, Lesser Grain Borers, Merchant Grain Beetles, Sawtooth Grain Beetles, Warehouse Beetles, Cigarette Beetles, Dermestid Beetles). If application is being made in food areas, read and follow the "FOOD HANDLING ESTABLISHMENT APPLICATIONS" instructions in this label.

General Surface Application (Including Broadcast, Spot and Crack & Crevice): Apply as a surface application at the rate of 8 mL in one gallon of water to treat 1,500 square feet (139 m²). Use up to 12 mL per 1,500 square feet (139 m²) for insect populations that are difficult to control or in conditions that make it difficult to get control of target pests. Apply diluted spray as a spot treatment, surface application and crack and crevice spray. Treat all areas where target insects are known or suspected to travel, rest, hide or harbor such as cracks and crevices in walls and floors, under and between pallets, areas at the base of machinery and equipment, under furniture, in mop and equipment closets, behind cabinets, behind and under refrigerators, sinks, stoves, drawers under shelves and racks, around pipes and openings in floors and walls, along baseboards, in wall voids, and other areas where insects seek harborage. Since PYRIPROXYFEN 10% EC is stable and not volatile, spot, and/or crack and crevice treatment may be used while a food processing facility is in operation, provided exposed food is covered or removed from the area being treated prior to application. Tank mix with an adulticide to provide immediate control of adult stages. Contact as many Insects as possible. Repeat application in 6 months, or more frequently if necessary.

Space Spray, Void Injection, ULV and Fog Application: Read and Follow the "ULV AND FOGGING APPLICATION INSTRUCTIONS, INCLUDING SPACE SPRAY AND VOID INJECTION" in the General Application Instructions section of this label. To achieve uniform coverage apply PYRIPROXYFEN 10%

11/18

EC [or brand name] as a ULV or fogging treatment, alone or tank mixed with an adulticide. Apply at the rate of 1 mL of concentrate per 1,000 cu. ft. (28 m³) of space to be treated. Direct application to areas where insects are known to travel, rest, hide or harbor.

USES IN LIVESTOCK, POULTRY AND ANIMAL PRODUCTION

FOR CONTROL OF INSECT PESTS IN AND AROUND LIVESTOCK, POULTRY AND OTHER ANIMAL HOUSING AND FACILITIES (Including Kennels, Animal Shelters, Stables, Dairies and Zoos):

PYRIPROXYFEN 10% EC may be used by pest control professionals and livestock producers (including poultry) in, on and around animal housing and facilities to control listed flying insect pests. PYRIPROXYFEN 10% EC disrupts the cycle of insect reproduction and can be part of an IPM program, and used to prevent or control resistant insect populations, such as Tempo resistant flies. Used as directed, PYRIPROXYFEN 10% EC will not harm beneficial insects such as predatory wasps.

Apply as a spot treatment; general surface broadcast treatment, ULV fog, spot or crack and crevice application to interior and exterior areas where insect pests collect, travel, rest, hide, harbor or breed. Apply when animals are not in the immediate area being treated. Animals may reenter treated area once spray solution has thoroughly dried. Do not contaminate food, feed, potable water or watering equipment.

RATES TO CONTROL MOSQUITOES AND OTHER FLYING INSECTS:

PYRIPROXYFEN 10% EC is effective on both adult and juvenile insect stages. It decreases the number of eggs laid by treated adults and reduces hatch rates, while inhibiting the development of larvae (maggot) into normal adults. Treatment with Pyriproxyfen 10% EC will result in reduced adult fly populations after 3-4 weeks, PYRIPROXYFEN 10% EC may be tank mixed with an adulticide for quicker results.. Apply alone or tank mixed with an adulticide at the rate of 4 mL per 1,500 square feet (139 m²) of surface area in sufficient volume of water to thoroughly wet the surface, although not to the point that runoff occurs. Use up to 12 mL of concentrate per 1,500 square feet (139 m²) of surface for insect populations that are difficult to control or in conditions that make it difficult to achieve desired results.

RATES TO CONTROL LISTED CRAWLING INSECTS:

Apply PYRIPROXYFEN 10% EC alone or tank mixed with an adulticide at the rate of 4 mL per 1,500 square feet (139 m²) of surface in sufficient volume of water to thoroughly wet the surface, although not to the point that runoff occurs. Use up to 12 mL of concentrate per 1,500 square feet (139 m²) of surface for insect populations that are difficult to control or in conditions that make it difficult to achieve desired results.

Space Spray, Void Injection, ULV and Fog Application: Read and Follow the "ULV AND FOGGING APPLICATION INSTRUCTIONS, INCLUDING SPACE SPRAY AND VOID INJECTION" in the General Application Instructions section of this label. PYRIPROXYFEN 10% EC may be applied with a ULV generator or fogger at a rate of 1 mL per 1,000 cubic feet. If used alone, dilute concentrate with water at the rate of 1 mL of concentrate with one fl. oz. (30 mL) of water, and fog solution at a rate of 1 fl. oz. (30 mL) per 1,000 cubic feet (28 m³). When tank mixing with a pyrethrum fogging concentrate, mix PYRIPROXYFEN 10% EC directly with the pyrethrum fogging concentrate solution. Do not remain in treated area after fogging. Keep facility closed for 1 hour and thoroughly ventilate prior to re-entry.

INTERIOR AND PERIMETER APPLICATION DIRECTIONS:

Treat all interior areas where crawling insects may travel, rest, hide, harbor or breed, including vertical walls, ceilings, posts, pipes, conduit, around doors and windows, cages, stalls, stanchions, floors, under watering equipment and feeders, cracks and crevices along floors, animal bedding, manure and other known or potential breeding sites. For best results clean facilities prior to treatment and make exterior perimeter treatments. Apply solution to exterior perimeter of facility in a uniform band at least 1 foot (30 cm) up and 6 to 10 feet (1.6 to 3.0 m) out from foundation. Apply around the exterior surfaces of doors and windows, overhead areas and other potential points of harborage or entry. If there are raised floors with soil or debris beneath them, be sure to treat the area beneath the floor.

12/18

EXTERIOR AND OUTDOOR APPLICATION DIRECTIONS:

Treat areas known to be breeding sites such as garbage bins or refuse piles, around grain or feed storage facilities, soil and vegetation in fence lines, compost piles, manure piles, beneath watering equipment or feeders, in, around and under calf hutches, in and beneath outdoor cages, in corrals, farmyards and feed lots.

Reapply every 30 days, or when target insect populations return to economic threshold levels.

FOR CONTROL OF LITTER BEETLES (Such as Darkling, Hide and Carrion Beetles):

PYRIPROXYFEN 10% EC can be applied to litter, such as in poultry houses infested with litter beetles. When used as directed, PYRIPROXYFEN 10% EC will not harm beneficial insects in animal litter or bedding, such as predatory wasps. Apply PYRIPROXYFEN 10% EC to litter at the rate of 4 mL of PYRIPROXYFEN 10% EC per 1,500 square feet (139 m²) of surface in sufficient volume of water to thoroughly wet the surface, although not to the point that runoff occurs. Use up to 12 mL of concentrate per 1,500 square feet (139 m²) of surface for insect populations that are difficult to control or in conditions that make it difficult to achieve desired results.

For effective prevention of beetle larvae in litter, remove animals from immediate treatment area and old litter. Surface treatments immediately after animals are removed and again just prior to new animal placement are most effective. Adult egg-laying beetles can be killed with an adulticide such as CYZMIC CS, OPTIMATE CS or PYROFOS CS Microencapsulated insecticides. Application of adulticide to walls and floors at cleanout, before reintroduction of animals, will suppress beetles that escaped earlier treatment and will help delay onset of future infestations. Pay attention to areas where beetles frequently occur, such as walls, supports, cages, stalls and around feeders.

Apply PYRIPROXYFEN 10% EC uniformly to floor area and to walls, posts, and cage framing (birds grown in cages only). Application should also be made into cracks and crevices around insulation. Reapply after each grow-out or sanitization procedure. Indoor control can be enhanced by making perimeter treatments around the outside of building foundations to prevent immigrating adult beetles. Apply PYRIPROXYFEN 10% EC or adulticide insecticides, or both, in a uniform band at least 1 foot (30 cm) up and 6 to 10 feet (1.8 to 3.0 m) out from foundation. Maintaining a year-round treatment program will prevent background populations from reaching problem levels.

FOR CONTROL OF MOSQUITO LARVA AT RESIDENTIAL AND COMMERCIAL SITES

Not for use in natural holding waters or active waterways.


Not for use as a wide-area mosquito control at these sites. Do not apply using truck mounted equipment or by aerial application.

Active only on the immature life stages of mosquitoes. Tank mix or use with an adulticide for immediate kill of biting (adult) mosquitoes.

RESIDENTIAL AND COMMERCIAL SITES:

Apply using a backpack sprayer, hand-held ULV cold fogger, compressed air sprayer, power sprayer or hand-held sprayer at a rate of 4 - 8 mL of PYRIPROXYFEN 10% EC per 1,500 sq. ft. (139 m²) in sufficient amount of water to get good coverage of target site. Use up to 12 mL per 1,500 square feet (139 m²) for mosquito populations that are difficult to control or in conditions that make it difficult to get control target pests. Alternate mixing instructions are 16 — 48 mL of concentrate per 50 gallons (189 L) of water. Treat moist, shady areas where mosquitoes rest, harbor or breed, such as trees, shrubs, landscape plants, tall grass or plant foliage, standing water, gutters, drains, under decks, in-ground sprinkler heads, pet areas, fountains, birdbaths, landscape timbers, rocks, pavers, planters and fences. Tank mix PYRIPROXYFEN 10% EC with an adulticide to get immediate control of the biting adult stages, while inhibiting successful development of immature stages. Monitor mosquito emergence and re-apply every 28 days, or when mosquito populations reach treatment threshold levels.

USE SITES: For indoor and outdoor use in areas such as:




Agricultural Buildings	Buses	Cupboards
Aircraft (cargo areas only)	Cabinets	Dairies
Animal Quarters	Cabins	Day Care Centers
Animal Housing Facilities	Cafeterias	Decks
Animal Research facilities	Calf Hutches	Delicatessens
Apartment Buildings	Campers	Dens
Apartments	Campsites	Detention Centers
Appliances	Candy Plants	Dining Halls
Assisted Living Facilities	Meat & Produce Canneries	Dog Houses
Atriums	Cargo Holds	Dog Kennels
Attics	Carpets	Dog Runs
Automobiles	Casinos	Dormitories
Backyards	Cereal Processing Facilities	Drains
Bakeries	Cemeteries	Draperies
Barns	Chests	Dressers
Bathrooms	Child Care Centers	Drive-Ins
Basements	Closed Porches	Drugstores
Bed Frames	Closets	Egg Production Facilities
Bedrooms	Clothes Storage	Equipment
Boats	Coffee Houses	Equipment Voids
Boiler Rooms	Colleges	Fabric Storage Areas
Bookshelves	Commercial Buildings	Factories
Bottling Facilities	Compost	Farm Buildings
Boxcars	Composting Sites	Farms
Box Springs	Condominiums	Farmyards
Breweries	Convenience Stores	Feedlots
Building Exteriors	Crawl Spaces	Floors
Building Foundations	Crematoriums	Flour Mills
Building Perimeters		Food Handling Areas
Food Packing Plants	Mausoleums	Ship Cargo Holds
Food Processing Plants	Meat Processing Plants	Shutters
Food Storage Areas	Mess Halls	Side Yards
Food Warehouses	Mobile Canteens	Soil
Foundations	Mobile Homes	Solariums
Funeral Parlors	Morgues	Spas
Furniture	Mortuaries	Sports Stadiums
Garages	Motels	Stored Food Areas
Garbage Areas	Mulch	Stored FoodWarehouses
Garbage Cans	Mattresses	Stores

19/18

Gas Stations	Nursing Homes	Storage Areas
Gazebos	Office Buildings	Stockyards
Grain Storage Facilities	Offices	Sun Rooms
Grass	Other Public Buildings	Sun Porches
Grocery Stores	Outdoor Eating Establishments	Supermarkets
Headboards	Pantries	Swine Production Facilities
Health Clubs	Parks	Taverns
Homes	Patios	Theaters
Hospices	Pet Areas	Tobacco Plants and Warehouses
Hospitals	Pet Bedding	Town Houses
Hotels	Pet Carriers	Trailers
Indoor Eating Establishments	Pet Grooming Parlors	Trains
Industrial Buildings	Pet Sleeping Areas	Transportation Vehicles
Industrial Plants	Pet Stores	Tree Houses
Institutional Dining Areas	Pet Quarters	Trucks
Institutional Buildings	Play Houses	Universities
Institutions	Play Rooms	Upholstered Furniture
Jails	Porches	Utility Room Indoor
Kennels	Poultry Houses	Utility Room Outdoor
Kitchens	Prisons	Vending Machines
Laboratories	Public Buildings	Verandas
Lanais	Railroad Cars	Veterinaries
Landscape Plants	Recreational Areas Indoors	Warehouses
Landscaping	Recreational Areas Outdoors	Washrooms
Lawns	Recreation Vehicles	Yards
Libraries	Residential Homes	Zoos
Livestock Housing	Restaurants	
Livestock Production Facilities	Rooms	
Living Rooms	Rugs	
Locker Rooms	Schools	
Manufacturing Plants	Septic Tanks	
Marine Vessels	Ships	
Mass Merchandising Stores		

Pyriproxyfen 10% EC has shown to be effective against pests of the orders Acari, Anoplura, Blattodea, Coleoptera, Dermaptera, Diptera, Heteroptera, Hymenoptera, Lepidoptera, Orthoptera, Psocoptera, Siphonaptera, as well as other pests noted below:

Almond Moths	Drain Flies	Madeira Cockroaches
American Cockroaches	Drugstore Beetles	Mealworms
Angoumois Grain Moths	Elm Leaf Beetles	Merchant Grain beetles
Ants	Face Flies	Midges
Asian Cockroaches	Field Cockroaches	Mosquitoes
Asian Lady Beetles	Filter Flies	Moths
Australian Cockroach	Fleas	Pennsylvania Wood Cockroaches
Beetles	Flies	Phorid Flies
Black Carpet Beetles	Florida Stinkroach	Psocids
Booklice	Fruit Flies	Red Flour Beetles
Bottle Flies	Fungus Gnats	Rice Moths
Boxelder Bugs	German Cockroaches	Rice Weevil
Brown Cockroaches	Granary Weevils	Saw-tooth Grain Beetles
Brownbanded Cockroaches	Ground Beetles	Sewage Flies
Cat Fleas	Hide Beetles	Silverfish
Cheese Skippers	Horntails	Small Dung Flies
Cigarette Beetles	Horn Flies	Smoky Brown Cockroaches
Cinereous Cockroaches	House Flies	Stable Flies
Clothes Moths	Indian Meal Moths	Surinam Cockroaches
Cockroaches	Khapra Beetles	
Confused Flour Beetles	Lesser Grain Borers	Tobacco Moths
Copra Beetles	Lone Star Tick	Turkestan Cockroaches
Crickets	Ticks	Vinegar Flies
Darkling Beetles	Litter Beetles	Warehouse Beetles



STORAGE AND DISPOSAL

Do not contaminate water, food, or feed by storage and disposal.

PESTICIDE STORAGE: Store in a cool, dry place. Always store pesticides in the original container. Store away from food and pet food.

PESTICIDE DISPOSAL AND CONTAINER HANDLING: Nonrefillable container. Do not reuse or refill this container.

If empty: Place in trash or offer for recycling if available.

If partially filled: Call your local solid waste agency for disposal instructions. Never place unused product down any indoor or outdoor drain.

WARRANTY STATEMENT

NOTICE: Read the entire Directions for Use and Conditions of Sale and Limitation of Warranty and Liability before buying or using this product. If the terms are not acceptable, return the product at once, unopened, and the purchase price will be refunded.

The Directions for Use of this product should be followed carefully. It is impossible to eliminate all risks inherently associated with the use of this product. Ineffectiveness or other unintended consequences may result because of such factors as manner of use or application, weather, presence of other materials or other influencing factors in the use of the product, which are beyond the control of Control Solutions, Inc. or Seller. All such risks shall be assumed by Buyer and User, and Buyer and User agree to hold Control Solutions, Inc. and Seller harmless for any claims relating to such factors.

To the extent consistent with applicable law, Control Solutions, Inc. warrants that this product conforms to the chemical description on the label and is reasonably fit for the purposes stated in the Directions for Use, subject to the inherent risks referred to above, when used in accordance with directions under normal use conditions. This warranty does not extend to the use of this product contrary to label instructions, or under abnormal conditions or under conditions not reasonably foreseeable to or beyond the control of Seller or Control Solutions, Inc., and Buyer and User assume the risk of any such use. CONTROL SOLUTIONS, INC. MAKES NO WARRANTIES OF MERCHANTABILITY OR OF FITNESS FOR A PARTICULAR PURPOSE NOR ANY OTHER EXPRESS OR IMPLIED WARRANTY EXCEPT AS STATED ABOVE.

To the extent consistent with applicable law, IT IS CONTROL SOLUTIONS INC., AND SELLERS INTENTION THAT in no event shall Control Solutions or Seller be liable for any incidental, consequential or special damages resulting from the use or handling of this product. **THE EXCLUSIVE REMEDY OF THE USER OR BUYER, AND THE EXCLUSIVE LIABILITY OF CONTROL SOLUTIONS, INC., AND SELLER FOR ANY AND ALL CLAIMS, LOSSES, INJURIES OR DAMAGES (INCLUDING CLAIMS BASED ON BREACH OF WARRANTY, CONTRACT, NEGLIGENCE, TORT, STRICT LIABILITY OR OTHERWISE) RESULTING FROM THE USE OR HANDLING OF THIS PRODUCT, SHALL BE THE RETURN OF THE PURCHASE PRICE OF THE PRODUCT OR, AT THE ELECTION OF CONTROL SOLUTIONS, INC. OR SELLER, THE REPLACEMENT OF THE PRODUCT.**

To the extent consistent with applicable law, Control Solutions, Inc. and Seller offer this product, and Buyer and User accept it, subject to the foregoing Conditions of Sale and Limitation of Warranty and Liability, which

may not be modified except by written agreement signed by a duly authorized representative of Control Solutions, Inc.

OPTIONAL MARKETING STATEMENTS:

[] OR () indicates alternate or optional wording:

[Stops the cycle of insect reproduction]

[Control Fleas, Stored Product Pests, Cockroaches, Mosquitoes, Flies, Lone Star Ticks and other listed insect pests.]

[Can be used in Food areas of food handling establishments]

[For Use Indoors and Outdoors]

[Emulsifiable Concentrate with Insect Growth Regulator for Control of Fleas, Stored Product Pests, Listed Roaches, Crickets, Litter Beetles, and Flying Insects]

PYRIPROXYFEN 10% EC [or brand name] is an insect growth regulator similar to the naturally occurring insect growth hormones which interferes with [stops] their growth or development

PYRIPROXYFEN 10% EC stops [prevents] the flea and certain listed cockroaches from developing into egg laying adults PYRIPROXYFEN 10% EC can be used as part of an integrated pest management [IPM] program

PYRIPROXYFEN 10% EC can be a biorational approach to insect control

PYRIPROXYFEN 10% EC keeps working in areas exposed to the sun for up to 14 days Continuous protection against stored product pests for 3 months.

Labeled for use in food areas of food handling establishments.

Labeled for Spot, Crack and Crevice, and Fogging use in food handling establishments.

Inhibits reinfestation by fleas for up to (210 days) [30 weeks] [7 months]

If adult fleas are introduced from untreated areas, their offspring will not become biting [reproductive] adults

Kills pre-adult [larval] fleas, including eggs for [210 days] [30 weeks] [7 months]

Prevents larval fleas from developing into the biting adult stage

Prevents [stops] hatching fleas [preadult (larval) fleas] (eggs (hatching eggs) (larvae)) from becoming full grown [developing into] biting adults

One treatment works for [210 days] [30 weeks] [7 months] against hatching fleas [preadult (larval) fleas] [eggs (hatching eggs) (larvae)]

Prevents new [tomorrow's] fleas from growing up to bite

PYRIPROXYFEN 10% EC activity keeps working for [210 days] [30 weeks] [7 months]

Effective long term control

Controls [stops (kills) (prevents)] stages of fleas that don't resemble fleas

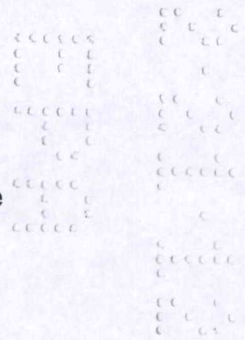
Prevents [stops] the emergence of adult fleas

Flea eggs deposited on treated areas will not develop into adult fleas

Larvae crawling onto treated areas will not develop into adult fleas

PYRIPROXYFEN 10% EC acts on the immature life stage of the flea, preventing it from developing into biting adults

Prior to the flea season, previously known infested areas can be pretreated to reduce the developing population



PYRIPROXYFEN 10% EC can be used alone or in combination with other insecticides and as an aid to prevent the development of insecticide resistance

PYRIPROXYFEN 10% EC is photostable for up to 14 days, providing residual control of outdoor pests such as fleas and cockroaches, even in areas with direct sunlight

Reduces egg production in houseflies and prevents development of larvae (maggots) into adults

Effectively breaks certain listed cockroach life cycle

PYRIPROXYFEN 10% EC [or brand name] keeps working on listed cockroaches for 180 days [26 weeks] [6 months]

Works with nature to interrupt [break] the life cycle of listed cockroaches

Inhibits reinfestation by listed cockroaches for up to 180 days [26 weeks] (6 months)

Effectively controls [eliminates] listed cockroach populations by preventing reproduction [thereby eliminating future generations] Prevents [stops] [inhibits] listed nymphal cockroaches from becoming adults [breeding adults] [reproductive adults] [egg laying adults]

One treatment stops listed cockroaches from generating reproductive offspring for [180 days] [28 weeks] [6 months]

