

53883-257 (

08-01-2011

1/14



UNITED STATES ENVIRONMENTAL PROTECTION AGENCY  
WASHINGTON, D.C. 20460

OFFICE OF  
CHEMICAL SAFETY  
AND POLLUTION PREVENTION

AUG. - 1 2011

Mr. Joe Blake  
Control Solutions Incorporated  
5903 Genoa Red Bluff  
Pasadena, TX 77507

Subject: Label Notification(s) for Pesticide Registration 98-10

Dear Mr. Blake:

Subject: Notification to Make Label Changes  
EPA Registration Number: 53883-257  
Date of Submission: July 12, 2011  
Decision: 452068

The Agency is in receipt of your Application for Pesticide Notification under Pesticide Registration Notice (PRN) 98-10 dated June 12, 2011 for the product CSI Permethrin: PBO 10- 10. The Registration Division (RD) has conducted a review of this request for its applicability under PRN 98-10 and finds that the action(s) requested fall within the scope of PRN 98-10. The Confidential Statement of Formula (CSF) and/or label submitted with the application has (have been stamped "Notification" and will be placed in our records.

If you have any questions, please contact Melody Banks on 703 305-5413.

Sincerely,

A handwritten signature in cursive script that reads "Richard Gebken".

Richard Gebken  
Product Manager  
Insecticide Branch  
Registration Division (7504P)



United States  
Environmental Protection Agency  
Washington, DC 20460

<input type="checkbox"/>	Registration
<input type="checkbox"/>	Amendment
<input checked="" type="checkbox"/>	Other

OPP Identifier Number

### Application for Pesticide - Section I

1. Company/Product Number 53883 - 257	2. EPA Product Manager Richard Gebken	3. Proposed Classification <input type="checkbox"/> None <input type="checkbox"/> Restricted
4. Company/Product (Name) CSI Permethrin:PBO 10-10	PM# 13	
5. Name and Address of Applicant (Include ZIP Code) Control Solutions, Inc. 5903 Genoa-Red Bluff Pasadena, TX 77507-1041 <input type="checkbox"/> Check if this is a new address	6. Expedited Review. In accordance with FIFRA Section 3(c)(3) (b)(i), my product is similar or identical in composition and labeling to: EPA Reg. No. _____ Product Name _____	

### Section - II

<input type="checkbox"/> Amendment - Explain below.	<input type="checkbox"/> Final printed labels in response to Agency letter dated _____
<input type="checkbox"/> Resubmission in response to Agency letter dated _____	<input type="checkbox"/> "Me Too" Application.
<input checked="" type="checkbox"/> Notification - Explain below.	<input type="checkbox"/> Other - Explain below.

**Explanation:** Use additional page(s) if necessary. (For section I and Section II.)  
Notification to for typo correction

### Section - III

1. Material This Product Will Be Packaged In:				2. Type of Container	
Child-Resistant Packaging <input type="checkbox"/> Yes <input checked="" type="checkbox"/> No	Unit Packaging <input type="checkbox"/> Yes <input checked="" type="checkbox"/> No	Water Soluble Packaging <input type="checkbox"/> Yes <input checked="" type="checkbox"/> No		<input type="checkbox"/> Metal	<input checked="" type="checkbox"/> Plastic
				<input type="checkbox"/> Glass	<input type="checkbox"/> Paper
* Certification must be submitted		If "Yes" Unit Packaging wgt.	No. per container	If "Yes" Package wgt	No. per container
				<input type="checkbox"/> Other (Specify) _____	
3. Location of Net Contents Information <input checked="" type="checkbox"/> Label <input type="checkbox"/> Container		4. Size(s) Retail Container 8 oz - 1/2 gal		5. Location of Label Directions <input checked="" type="checkbox"/>	
6. Manner in Which Label is Affixed to Product <input checked="" type="checkbox"/> Lithograph <input type="checkbox"/> Paper glued <input type="checkbox"/> Stenciled			<input type="checkbox"/> Other _____		

### Section - IV

1. Contact Point (Complete items directly below for identification of individual to be contacted, if necessary, to process this application.)		
Name Joe Blake	Title Director, Regulatory Affairs	Telephone No. (Include Area Code) 800-242-562
<b>Certification</b> I certify that the statements I have made on this form and all attachments thereto are true, accurate and complete. I acknowledge that any knowingly false or misleading statement may be punishable by fine or imprisonment or both under applicable law.		6. Date Application Received  (Stamped)
2. Signature 	3. Title Director, Regulatory Affairs	
4. Typed Name Joe Blake	5. Date 07-12-11	



Marked

4  
14

[FRONT LABEL PANEL]

Field Code Changed

CSI Permethrin:PBO 10 – 10

[Alt Brand Name: VECTOR-BAN™ PLUS]

[Alt Brand Name: VECTOR-BAN™ PLUS MULTI PURPOSE INSECTICIDE]

- For use outdoors and indoors in homes and nonfood areas of commercial buildings, institutions, warehouses, theaters, office buildings, schools, motels, hotels, restaurants, food/feed processing establishments, hospitals, kennels, poultry houses, dairies, cattle barns, milking parlors, horse barns and swine houses.

[OPTIONAL MARKETING LANGUAGE]

- For use in automatic misting systems in livestock housing facilities. milking parlors, poultry houses
- For use in livestock housing facilities. milking parlors, poultry houses
- For use in warehouses
- For use outdoors in residential yards
- For use in outdoor residential misting systems
- Polymeric Surfactant System—a formulation that allows convenient and stable dilution with water
- Will not harm most common ornamental plants
- Kills mosquitoes which may transmit West Nile Virus]
- Use to control or temporarily reduce annoyance from accessible stages of: Mosquitoes including the Culex species that may carry and transmit the West Nile Virus, Flies, House Flies, Gnats, Deer Flies, Horse Flies, Hornets, Wasps, Yellow Jackets, Fire Brats, Small Flying Moths, Earwigs, Fleas, Ticks, Crickets, Cockroaches, Silverfish, Spiders and other nuisance insects.
- For Use Indoors and Outdoors
- Residential, Commercial Buildings, and Animal Housing
- For Use In Misting Systems
- Controls: Mosquitoes\*, Flies, Gnats, Wasps, Fleas, Ticks, Cockroaches, Spiders and other nuisance insects

\*(Including the Culex species that may carry and transmit the West Nile Virus

ACTIVE INGREDIENTS:

Permethrin ..... 10.0%  
 Piperonyl Butoxide Technical ..... 10.0%

INERT INGREDIENTS: ..... 80.0%

TOTAL: ..... 100.0%


Contains 0.78 lb. permethrin per gallon

KEEP OUT OF REACH OF CHILDREN

CAUTION

See Back/Side Label Panel For Additional Precautionary Statements

FIRST AID	
If swallowed	<ul style="list-style-type: none"> <li>• Call poison control center or doctor immediately for treatment advice.</li> <li>• Have person sip a glass of water if able to swallow.</li> <li>• Do not induce vomiting unless told to do so by the poison control center or doctor.</li> <li>• Do not give anything by mouth to an unconscious person.</li> </ul>
If on skin or clothing	<ul style="list-style-type: none"> <li>• Take off contaminated clothing.</li> <li>• Rinse skin immediately with plenty of water for 15-20 minutes.</li> <li>• Call a poison control center or doctor for treatment advice.</li> </ul>



Have the product container or label with you when calling a poison control center or doctor, or going for treatment. For additional information on this product(including health concerns, medical emergencies, or pesticide incidents) you may call SafetyCall® International for emergency medical treatment at (866) 897-8050.

Net Contents \_\_\_\_\_

[BACK/SIDE LABEL PANEL]

- READ ENTIRE LABEL BEFORE USE

**PRECAUTIONARY STATEMENTS  
HAZARDS TO HUMANS AND DOMESTIC ANIMALS**

**CAUTION**

Harmful if swallowed or absorbed through the skin. Avoid contact with skin, eyes or clothing. Wash hands thoroughly with soap and water after handling and before eating, drinking, chewing gum, using tobacco or using the toilet. Remove and wash contaminated clothing before reuse.

**ENVIRONMENTAL HAZARDS**

This product is toxic to aquatic organisms, including fish and invertebrates. Drift and runoff may be hazardous to aquatic organisms in water adjacent to treated areas. This product may contaminate water through run-off. This water has a potential for run-off for several weeks after application. Poorly draining soils and soils with shallow water tables are more prone to produce run-off that contains this product.

Do not apply directly to water, to areas where surface water is present or to intertidal areas below the mean high water mark. Do not contaminate water when disposing of equipment wash waters or rinsate.

Do not discharge effluent containing this product into lakes, streams, ponds, estuaries, oceans, or other water unless in accordance with the requirements of a National Pollutant Discharge Elimination System (NPDES) permit, and the permitting authority has been notified in writing prior to the discharge. Do not discharge effluent containing this product into sewer systems without previously notifying the local sewage treatment plant authority. For guidance, contact your State Water Board, or Regional Office of the EPA. See Directions for Use for additional precautions and restrictions.

This product is highly toxic to bees exposed to direct treatment on blooming crops or weeds. Do not apply this product or allow it to drift to blooming crops or weeds while bees are actively visiting the treatment area.

**PHYSICAL OR CHEMICAL HAZARDS**

Do not use in or on electrical equipment due to potential for shock hazard.

**PERSONAL PROTECTIVE EQUIPMENT (PPE):**

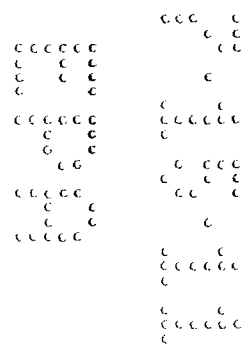
Some materials that are chemical-resistant to this product are listed below. If you want more options, follow the instructions for category A on an EPA chemical-resistance category selection chart.

Mixers, loaders, applicators, and other handlers (including during mixing / loading, repair and cleaning of equipment, and disposal of pesticide) must wear the following:

- Long-sleeve shirt and long pants,
- Shoes plus socks,
- Chemical-resistant gloves such as barrier laminate, viton, neoprene rubber or nitrile rubber
- Chemical-resistant apron for mixers/loaders, persons cleaning equipment, and persons exposed to the concentrate and for handlers performing animal dip applications.

Applicators using ULV cold foggers or fog/mist generators in indoor spaces must wear:

- Coveralls over long-sleeved shirt and long pants,



- Chemical-resistant gloves
- Chemical resistant footwear plus socks, and
- Chemical-resistant headgear, if overhead exposure.

Applicators using ULV cold foggers or fog/mist generators in outdoor spaces must wear:

- Long-sleeve shirt and long pants,
- Shoes plus socks, and
- Chemical-resistant gloves

All other mixers, loaders, applicators, and other handlers must wear

- Long-sleeve shirt and long pants,
- Shoes plus socks
- Chemical-resistant gloves
- Chemical-resistant apron for mixers/loaders, persons cleaning equipment, and persons exposed to the concentrate and for handlers performing animal dip applications.

In addition to the above PPE, applicators using a high-pressure hand wand in an enclosed area must wear at least a NIOSH-approved respirator with

- A dust / mist filtering cartridge (MSHA / NIOSH approval number prefix TC - 21C) or
- A canister approved for pesticides (MSHA / NIOSH approval number prefix TC - 14G or
- A cartridge or canister with any N, R, P, or HE filter.)

Follow manufacturer's instructions for cleaning/maintaining PPE. If no such instructions for washables exist, use detergent and hot water. Keep and wash PPE separately from other laundry.

**USER SAFETY RECOMMENDATIONS**

Users should wash hands before eating, drinking, chewing gum, using tobacco, or using the toilet. Users should remove clothing/PPE immediately if pesticide gets inside. Then wash thoroughly and put on clean clothing. Users should remove PPE immediately after handling this product. Wash the outside of gloves before removing. As soon as possible, wash thoroughly and change into clean clothing.

Discard clothing and other absorbent materials that have been drenched (except as required by directions for use) or heavily contaminated with this product's concentrate. Do not reuse them.

**DIRECTIONS FOR USE**

It is a violation of Federal law to use this product in a manner inconsistent with its labeling.

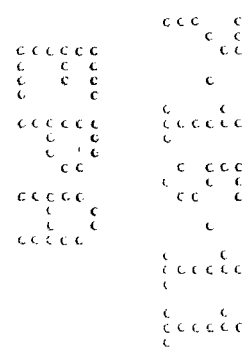
**READ ENTIRE LABEL AND PAMPHLET. USE STRICTLY IN ACCORDANCE WITH PRECAUTIONARY STATEMENTS AND DIRECTIONS AND WITH APPLICABLE STATE AND FEDERAL REGULATIONS.**

**FOR PET USE, USE ONLY ON DOGS**

For any requirements specific to your State or Tribe, consult the agency responsible for pesticide regulation.

**GENERAL PRECAUTIONS AND USE RESTRICTIONS**

- Apply this product only as specified on this label.
- Do not use spoons or measuring cups for food purposes after use with pesticides
- Do not use in food areas of restaurants or food handling establishments or other areas where food is commercially prepared or processed. Do not use in a facility that is in operation or in serving areas while food is exposed. Serving areas are defined as areas where prepared foods are served such as dining rooms, but exclude areas where food may be prepared or held. When used in the home, cover or remove all exposed food and cooking utensils and cover all food-processing surfaces or wash thoroughly after treatment and before re-use.
- Do not contaminate food or feedstuffs.



- Do not apply this product in a way that will contact workers or other persons, either directly or through drift.
- Except when applying to pets or livestock or through outdoor residential misting systems, do not apply this product in a way that will contact workers or other persons, either directly or through drift.
- Except when applying to pets or livestock or through outdoor residential misting systems, only protected handlers may be in the area during application.
- Except when applying to pets or livestock or through outdoor residential misting systems, do not enter or allow others to enter until vapors, mists, and aerosols have dispersed, and the area has been thoroughly ventilated.
- Do not remain in the treated area. Exit immediately and remain outside the treated area until vapors, mists and aerosols have dispersed.
- Remove or cover exposed food and drinking water before application.
- Do not use in aircraft cabins ~~except in compliance with PR Notice 96-3.~~
- Do not apply directly to or near water, storm drains or drainage ditches. Do not apply in windy conditions. To prevent run-off, do not water the treated area(s) or apply when heavy rain is expected. Rinse application equipment only over treated area.
- Do not wet plants to point of run-off or drip. Do not use treated articles until spray has dried.
- When used in dairy barns or facilities: Close milk bulk tank lids to prevent contamination from spray and from dead or falling insects. Remove or cover milking utensils before application. Wash teats of animals before milking.
- Remove pets and birds, and cover fish aquaria before application. Turn off aquarium filtering systems before spraying and wait approximately 15 minutes after application before turning the filter back on.
- This product is not for use on plants being grown for sale or for other commercial use. This product should not be used for research purposes, for commercial seed production, for commercial nursery use, or forestry use.

**DIRECTIONS FOR APPLYING**

**SHAKE WELL BEFORE USING**

Use a clean sprayer. Carefully measure and mix the amount of concentrate and water as directed, and mix thoroughly. Spray as directed. Thorough coverage is important. Make applications when insects first appear. Repeat applications as directed. Flush sprayer with clean water after each use.

Use Dilution rate as indicated.

1 fl.oz. = 6 tsp. or 2 Tbsp.  
8 fl.oz. = 1/2 pt. or 1 cup

**OUTDOOR USE AREAS**

Corrals, drive-in theatres, drive-in restaurants, feed lots, gardens, homes, parks, golf courses, playgrounds, recreational areas, swine lots, urban areas, zoos

**PREMISE SPRAY APPLICATION METHODS:**

**To control:**

**Mosquitoes, nuisance flies, wasps, hornets, yellow jackets, and skippers:**

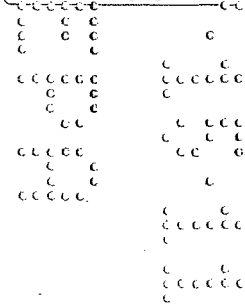
Dilute 6.4 fl oz per gallon of spray dilution ~~(1 part concentrate in 39 parts water)~~ (1 part concentrate in 19 parts water). Treat resting places such as walls, ceilings, moldings, screens, doorframes, window frames, and similar resting places. Do not apply when the premises are occupied. Cover any exposed food, drinking water, drinking fountains and animal feed before application. In zoos, prevent reptiles from being exposed to the product.

Formatted: Highlight

**Gypsy Moth Caterpillars and Adults, Adult Japanese Beetles, Eastern and Forest Tent Caterpillars, Mole Crickets and Grasshoppers:**

Dilute 6.4 fl oz per gallon of spray dilution ~~(1 part concentrate in 39 parts water)~~ (1 part concentrate in 39 parts water). Apply to ensure thorough coverage of upper and lower leaf surfaces. Lawns should be not taller than 3 inches at time of application. Thoroughly wet grass a few hours before applying. Water with 1/4 inch of water immediately after application. For heavy infestations, repeat application after 2 weeks. Treat trees and shrubs as soon as insects emerge (usually late spring). Treat leaves, branches, and tree trunks evenly, making sure to penetrate dense foliage. Repeat application every 7 days as necessary for control. On roses and in flower gardens: treat plants and flowers as soon as insects appear. Spray plants and flowers making sure to penetrate dense foliage

Formatted: Highlight



and ensure thorough coverage of upper and lower surfaces of leaves. Repeat application every 7 days or as necessary for control.

**Ants, Crickets, Earwigs, Fleas and Ticks (including ticks that carry Lyme disease):**

Under normal conditions, dilute 3.2 fl oz per gallon of dilution (1 part concentrate in 39 parts water). For severe infestations, use 6.4 fl oz per gallon of dilution (1 part concentrate in 19 parts water). Also treat 400 linear feet with a 6 inch spray band. For localized infestations of these insects in areas where there are weeds or bushy non-crop areas, spray infested areas thoroughly. For ants, thoroughly wet hills and runways.

**Clover Mites, Millipedes, Sowbugs (Pillbugs):**

Under normal conditions, dilute 3.2 fl oz per gallon of mixture (1 part concentrate in 39 parts water). For severe infestations, use 6.4 fl oz per gallon of water (1 part concentrate in 19 parts water). For prevention of infestation of buildings, treat the building foundation to a height of 2 to 3 feet where pests are active and may find entrance. Also, apply as a residual spray to outside surfaces of buildings, patios, garages, and other areas where these pests may be found.

**Armyworms, Cutworms, Chinch Bugs, Sod Webworms:**

Dilute 3.2 fl oz per gallon of spray dilution (1 part concentrate in 39 parts water). Lawns should be not taller than 3 inches at time of application. Thoroughly wet grass a few hours before applying. Delay watering or mowing for 24 hours after treatment. For heavy infestations, repeat application after 2 weeks.

**Fire Ant Control**

Mix 6.4 fl. oz. per gallon of dilution (1:19) and apply using a sprinkler can or similar equipment that provides a gentle application. Gently apply 1 gallon of the mixture over the surface of each mound. Thoroughly wet mound and surrounding area to a diameter of 4 feet. For best results apply in cool weather 65°-80° F or early in the morning or late in the evening. Treat new mounds as they appear. Do not disturb the mound prior to treatment. Treat all mounds in the vicinity and treat all colonies, which have not yet constructed mounds. Do not use equipment that produces a pressurized spray since this will disturb fire ants and cause migration, reducing product effectiveness.

Formatted: Not Highlight

**OUTDOOR RESIDENTIAL MISTING SYSTEMS (RESIDENTIAL YARDS, PLAYSCAPES)**

**NOTE: NOT REGISTERED FOR USE in automatic ULV misting systems in the State of New York.**

Use to control, or temporarily reduce annoyance from spiders and accessible stages of: mosquitoes, including the Culex species which may carry and transmit West Nile virus; flies, deer flies, horse flies; gnats; hornets, wasps, yellow jackets; firebrats; small flying moths; earwigs; fleas; ticks, including species that may carry and transmit Lyme disease; cockroaches; crickets; silverfish; Asian lady beetles; and other nuisance insects.

When using this product installers and service technicians must comply with license, certification, or registration requirements of the states, tribes, or local authorities where they are installed.

Do not apply this pesticide when people, pets, and food are present.

Do not use in an evaporative cooling system.

Direct nozzles to spray towards the target area and away from swimming pools, water bodies, or eating and cooking areas.

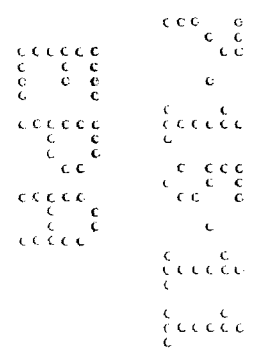
Do not set nozzles to direct mist near outside air conditioning systems or other outdoor home air intakes.

If used in a system with a reservoir tank [unit / mister] [optional marketing language] for the end use dilution, the system [unit / mister] [optional marketing language] reservoir tank must be locked. Securely attach the end use and use pesticide label and a dilution statement to the system [unit / mister] [optional marketing language] tank in a weather protected area or plastic sleeve. The dilution statement must be phrased as follows (see dilution table below):

" THIS CONTAINER HOLDS 1 PART CSI PERMETHRIN:PBO 10 - 10 TO 110 PARTS WATER."

OR

" THIS CONTAINER HOLDS 1 PART CSI PERMETHRIN:PBO 10 - 10 TO 55 PARTS WATER."





If the system works on an automatic timer, set the timing for application when people, pets, and food are unlikely to be present.

If the system works when a person operates a remote activation device, then application of this pesticide when people, pets, and food are present is prohibited.

Contact the system manufacturer for guidance or assistance to assure compliance with the following requirement: *This product may only be used in systems [unit / mister] [optional marketing language] that have been calibrated to apply no more than the maximum application rate of 0.0054 pounds CSI PERMETHRIN:PBO 10 - 10, (0.09 fluid ounces CSI PERMETHRIN:PBO 10 - 10) per 1000 cubic feet per day (equivalent to 1.66 g per 100 M<sup>3</sup>).*

Mixing directions for systems [unit / mister] [optional marketing language] that utilize a reservoir tank for the end dilution:

Partially fill reservoir tank half full with water, add CSI PERMETHRIN:PBO 10 - 10, then fill remainder of reservoir tank. For 1:100 dilution, mix 11.6 fluid ounces CSI PERMETHRIN:PBO 10 - 10 per 10 gallons of water. In case of high insect population or hard-to-control species, use 23.25 ounces per 10 gallons of water for a 1:55 dilution ratio. It is recommended that the system reservoir tank be shaded from direct sunlight and direct heat sources.

If used in a direct injection system, the pesticide container must be locked. Securely attach the end use label to the pesticide container in a weather protected area or plastic sleeve.

System nozzles and pressure should be able to deliver a fine particle droplet size (ULV, mist or aerosol).

**DILUTION TABLE FOR AUTOMATIC SPRAYING SYSTEMS**

Tank size (gallons)	Fluid ounces concentrate per gallon of water	Fluid ounces of concentrate to add to tank
1	For 1:100 dilution:	1.16
15		17
20		23
30		35
55		64
1	For 1:55 dilution	2.32
15		34
20		46
30		70
55		128

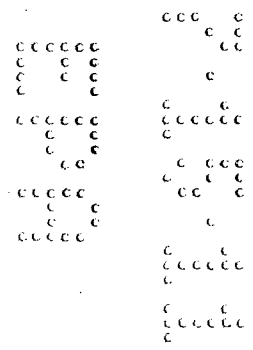
**TO REFILL A PARTIALLY FILLED TANK:** Determine the amount of additional solution (in gallons) required to re-fill the tank. Multiply the number of gallons required to refill the tank times 1.16 to determine the amount of this concentrate to add when refilling (to achieve 0.09% synergized permethrin solution.)

**WHEN USING INDOORS**

**SURFACE SPRAY APPLICATION METHODS**

**Nonfood / nonfeed areas** include: Garbage rooms, lavatories, floor drains (to sewers), entries and vestibules, offices, locker rooms, machine rooms, boiler rooms. Garages, mop closets, and storage (after canning or bottling): bakeries, flour mills, granaries, motels, meat packing plants, railroad cars, ships' holds, truck trailers, beverage plants, food processing plants, hospitals, industrial installations, homes, restaurants, supermarkets, canneries, grain elevators, hotels, kennels, office buildings, schools and warehouses.

**Cockroaches, Waterbugs, Palmetto Bugs, Ants, Silverfish, Firebrats, Spiders, Crickets, Millipedes, Centipedes, Sowbugs, Pillbugs, Clover Mites, Cheese Mites, Granary Weevils, Rice Weevils, Confused Flour Beetles, Rust Red Flour Beetles, Saw-toothed Grain Beetles, Spider Beetles, Cigarette Beetles, Drug Store Beetles, Darkling Beetles, Mealworms, Grain Mites, Cadelles, and Lesser Houseflies and other manure-breeding flies:**



Under normal conditions, dilute 3.2 fluid ounces CSI PERMETHRIN:PBO 10 - 10 per gallon of spray dilution (1:39). For severe infestations, use 6.4 fl oz per gallon (1:19). Use a sprayer adjusted to deliver a coarse wet spray. Direct the spray into hiding places, cracks and crevices, under pallets, around containers of stored foods, around the base of machinery and behind shelves and drawers. Avoid spraying into machinery openings or electrical equipment. Spray bookcases for silverfish. Spray ant trails, nests and points of entry. Only when used as a surface application, spray floors, walls, and other surfaces at a rate of one gallon per 750 square feet of surface. For maintenance use, dilute 1 part concentrate to 100 parts water (1.28 ounces per gallon) (8 teaspoons per gallon). (This makes a 0.1% permethrin ready to use product.)

**Centipedes, Ground Beetles, Pillbugs, Sowbugs, Scorpions and Ticks:**  
Under normal conditions, dilute 3.2 fluid ounces CSI PERMETHRIN: PBO 10 - 10 per gallon of spray dilution (1:39). For severe infestations, use 6.4 fl oz per gallon (1:19). Apply around windows and doors as well as other places where these insects may enter the premises. Also treat storage areas, baseboards, and other locations where these insects might hide. For maintenance use, dilute 1:100 (8 teaspoons per gallon of water).

**Carpet Beetles:**  
Under normal conditions, dilute 3.2 fluid ounces CSI PERMETHRIN:PBO 10 - 10 per gallon of water (1:39). For severe infestations, use 6.4 fl oz per gallon (1:19). Spray edges of carpeting and under carpeting and rugs. Make localized application to floor and baseboards. Spray directly into cracks, closets and infested areas of shelving. For maintenance use, dilute 1:100 (8 teaspoons per gallon of water).

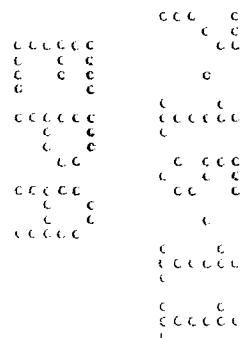
**Flying Insect Resting Places (aids in the control of Mosquitoes, Gnats, Skippers, Boxelder Bugs, Multi-colored Asian Lady Beetles):**  
Use 6.4 fl oz CSI PERMETHRIN: PBO 10 - 10 per gallon of spray dilution (1:19). This makes 0.5% permethrin ready to use product. Apply to walls, ceilings, moldings, screens, door frames, window frames, beams, and light cords. Spray to get complete coverage but not to runoff.

**Clothes Moths:**  
Under normal conditions, dilute 3.2 fluid ounces CSI PERMETHRIN: PBO 10 - 10 per gallon of spray dilution (1:39). This makes 0.25% permethrin ready to use product. For severe infestations, use 6.4 fl oz per gallon (1:19). This makes 0.5% permethrin ready to use product. For maintenance use, dilute 1:100 (8 teaspoons per gallon of water). This makes a 0.1% permethrin ready to use product. Remove infested clothing or other fabrics from storage; brush off any surface debris or insects, air for a few hours and hang in sunlight if possible. Spray empty chests, closets, bureaus and other storage containers, directing the spray into cracks, joints and crevices. Do not spray to runoff. After airing, infested articles may be sprayed with a light mist, keeping nozzle at least three feet from fabric to avoid excessive wetting, which may leave stains or other marks.

**Bed Bugs:**  
Under normal conditions, dilute 3.2 fluid ounces CSI PERMETHRIN: PBO 10 - 10 per gallon of spray dilution (1:39). This makes 0.25% permethrin ready to use product. For severe infestations, use 6.4 fl oz per gallon (1:19). This makes 0.5% permethrin ready to use product. For maintenance use, dilute 1:100 (8 teaspoons per gallon of water). This makes 0.1% permethrin ready to use product. Before treating, spray fabric in an inconspicuous area to check for staining or discoloration. Inspect again after drying. If no staining occurs, lightly spray mattresses on all surfaces, as well as around tufts and seams. Avoid over-wetting which may cause staining. Take beds apart and spray into all joints or other places where there is access by bugs. Treat baseboards, moldings, and floors. Allow all treated articles to thoroughly dry before use.

**Lice and Louse Eggs (on inanimate objects):**  
Under normal conditions, dilute 3.2 fluid ounces CSI PERMETHRIN: PBO 10 - 10 per gallon of spray dilution (1:39). This makes 0.25% permethrin ready to use product. For severe infestations, use 6.4 fl oz per gallon (1:19). This makes 0.5% permethrin ready to use product. For maintenance use, dilute 1:100 (8 teaspoons per gallon of water). This makes 0.1% permethrin ready to use product. Spray in an inconspicuous area prior to use to test for possible staining or discoloration. Inspect again after drying. Spray from a distance of 8 to 10 inches. Treat only those garments and parts of bedding, including mattresses and furniture that cannot be either laundered or dry cleaned. Allow all treated articles to dry thoroughly before re-use.

**SPACE SPRAY APPLICATION METHODS**





**Sheep "Tick" or Ked:**

Under normal conditions, dilute 4 teaspoons CSI PERMETHRIN: PBO 10 - 10 per gallon of water (1:200). This makes 0.05% permethrin ready to use product. For severe infestations, use 8 teaspoons per gallon (1:100). This makes 0.1% permethrin ready to use product. For maintenance use, dilute 1:400 (2 teaspoons per gallon of water). This makes 0.025% permethrin ready to use product.  
Dip sheep, or spray with sufficient pressure to penetrate the wool. Treat at rate that will thoroughly wet the animal.

**Meal Worms, Darkling Beetles:**

Under normal conditions, dilute 4 teaspoons CSI PERMETHRIN: PBO 10 - 10 per gallon of water (1:200). This makes 0.05% permethrin ready to use product. For severe infestations, use 8 teaspoons per gallon (1:100). This makes 0.1% permethrin ready to use product. For maintenance use, dilute 1:400 (2 teaspoons per gallon of water). This makes 0.025% permethrin ready to use product.  
Apply as a fog or fine mist, directing the spray toward the ceiling and upper corners, until the area is filled with mist. Use about 2 fluid ounces of dilution per 1000 cubic feet of space. For best results, close doors and windows before spraying and keep closed for 10 to 15 minutes. Vacate the treated area and ventilate before re-occupying.

**Blowflies, Hog Lice, Ticks (including deer ticks that may transmit Lyme disease) on swine:**

Dilute 8 fluid ounces in 5 gallons of oil. Spray, dip or apply by sponge 1 pint of dilution per animal, especially around the ears (1:100). This makes a 0.1% permethrin ready to use product.

**Poultry Mites, Northern Fowl Mites and Lice:**

Dilute 8 teaspoons per gallon of water (1:100). This makes a 0.1% permethrin ready to use product. Spray at a rate of 1 gallon of spray per 100 birds, with a fine mist. Spray roosts, walls and nests or cages. Do not spray to runoff.

**Fleas, Ticks, Lice and Mange Mites (adults and larvae on dogs and livestock):**

Under normal conditions, dilute 4 teaspoons CSI PERMETHRIN: PBO 10 - 10 per gallon of water (1:200). This makes 0.05% permethrin ready to use product. For severe infestations, use 8 teaspoons per gallon (1:100). This makes 0.1% permethrin ready to use product. For maintenance use, dilute 1:400 (2 teaspoons per gallon of water). This makes 0.025% permethrin ready to use product.

Thoroughly wet the animal by dipping, sponging or spraying. Allow the animal to dry in a warm place without rinsing or toweling. Gives long lasting protection against re-infestation. Repeat application at intervals of 2 to 3 weeks.

**DO NOT TREAT PUPPIES LESS THAN TWELVE WEEKS OF AGE. DO NOT TREAT CATS OR THEIR BEDDING.**

Sensitivities may occur after using ANY pesticide product for pets. If signs of sensitivity occur, bathe your pet with mild soap and rinse with large amounts of water. If the signs continue consult a veterinarian immediately. Consult a veterinarian before using this product on aged, debilitated, medicated, ill, pregnant or nursing animals.

**Fleas, Flies, Ticks, Lice and Mange Mites (adults and larvae) in kennels, doghouses, runs and yards**

Under normal conditions, dilute 3.2 fl oz CSI PERMETHRIN: PBO 10 - 10 per gallon of spray dilution (1:39). This makes a 0.25% permethrin ready to use product. For severe infestations, use 6.4 fl oz per gallon (1:19). This makes a 0.5% permethrin ready to use product. For maintenance use, dilute 1:100 (8 teaspoons per gallon of water). This makes 0.1% permethrin ready to use product.

Spray pet beds, resting quarters, nearby cracks and crevices, along and behind baseboards, moldings, window and door frames and localized areas of floor and floor coverings including carpets. Avoid over-wetting sensitive fabrics, which may cause staining. Test sensitive fabrics for possible staining by spraying an inconspicuous spot and allowing to dry. Fresh bedding should be placed in animal quarters once spray has dried. Adult fleas and larvae contacted by spray will be killed.

Do not treat cat bedding.

FOR DAIRY CATTLE: Spray lactating dairy cows only after milking is complete.

FOR SWINE: Do not ship animals for slaughter within 5 days of last treatment.

**DIRECTIONS FOR USE IN AUTOMATIC MISTING AND ULV SPRAYING SYSTEMS:**

In areas such as animal quarters, dairy and beef barns, poultry houses, swine housing, warehouses, zoos and other listed livestock or animal housing areas.

To kill Flies, House Flies, Horn Flies, Stable Flies, Deer Flies, Horse Flies, Mosquitoes, including the Culex species

