



UNITED STATES ENVIRONMENTAL PROTECTION AGENCY  
WASHINGTON, DC 20460

OFFICE OF CHEMICAL SAFETY  
AND POLLUTION PREVENTION

June 11, 2021

Lisa Adamson  
Regulatory Manager  
Control Solutions, Inc.  
5903 Genoa-Red Bluff  
Pasadena, TX 77507-1041

Subject: Label Amendment – Fast track amendment to re-format into two sub-labels and add non-public health pests  
Product Name: Lambda 0.5% Concentrate  
EPA Registration Number: 53883-197  
Application Date: July 25, 2019  
Decision Number: 554065

Dear Ms. Adamson:

The amended label referred to above, submitted in connection with registration under the Federal Insecticide, Fungicide and Rodenticide Act, as amended, is acceptable. This approval does not affect any conditions that were previously imposed on this registration. You continue to be subject to existing conditions on your registration and any deadlines connected with them.

A stamped copy of your labeling is enclosed for your records. This labeling supersedes all previously accepted labeling. You must submit one copy of the final printed labeling before you release the product for shipment with the new labeling. In accordance with 40 CFR 152.130(c), you may distribute or sell this product under the previously approved labeling for 18 months from the date of this letter. After 18 months, you may only distribute or sell this product if it bears this new revised labeling or subsequently approved labeling. "To distribute or sell" is defined under FIFRA section 2(gg) and its implementing regulation at 40 CFR 152.3.

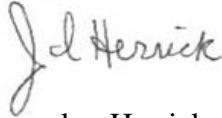
Should you wish to add/retain a reference to the company's website on your label, then please be aware that the website becomes labeling under the Federal Insecticide Fungicide and Rodenticide Act and is subject to review by the Agency. If the website is false or misleading, the product would be misbranded and unlawful to sell or distribute under FIFRA section 12(a)(1)(E). 40 CFR 156.10(a)(5) list examples of statements EPA may consider false or misleading. In addition, regardless of whether a website is referenced on your product's label, claims made on the website may not substantially differ from those claims approved through the registration process. Therefore, should the Agency find or if it is brought to our attention that a website contains false or misleading statements or claims substantially differing from the EPA approved registration, the website will be referred to the EPA's Office of Enforcement and Compliance.

Your release for shipment of the product constitutes acceptance of these conditions. If these conditions are not complied with, the registration will be subject to cancellation in accordance

Page 2 of 2  
EPA Reg. No. 53883-197  
Decision No. 554065

with FIFRA section 6. If you have any questions, you may contact Hester Dingle at 703-347-8860 or via email at [dingle.hester@epa.gov](mailto:dingle.hester@epa.gov).

Sincerely,

A handwritten signature in cursive script that reads "J. Herrick".

Jacquelyn Herrick, Product Manager 03  
Invertebrate & Vertebrate Branch 1  
Registration Division (7505P)  
Office of Pesticide Programs

Enclosure

**Sub-label A: Concentrate Packaging**

<b>LAMBDA-CYHALOTHRIN</b>	<b>GROUP 3A</b>	<b>INSECTICIDE</b>
---------------------------	-----------------	--------------------

**LAMBDA 0.5% CONCENTRATE**

[alt. name Martin's Cyonara™ Lawn & Garden Insect Control]

[alt. name Martin's Cyonara™ Lawn & Garden Insect Control Ready To Spray]

For outdoor use around the home only.

**Active Ingredient:**

Lambda-cyhalothrin .....	0.5%
Other Ingredients: .....	<u>99.5%</u>
Total: .....	100.0%

Contains 0.04 lbs. Lambda-cyhalothrin per gallon.

**KEEP OUT OF REACH OF CHILDREN  
CAUTION**

[See attached [back panel] booklet for additional precautionary statements. **OR**  
Open for Precautionary Statements, First Aid and Complete Directions for Use.]

EPA Reg. No. 53883-197

EPA Est. No.

**Net Contents \_\_\_\_\_**

**PRECAUTIONARY STATEMENTS  
Hazards to Humans and Domestic Animals**

**CAUTION**

Harmful if swallowed. Causes moderate eye irritation. Avoid contact with eyes or clothing. Wash hands thoroughly with soap and water after handling and before eating, drinking, chewing gum, or using tobacco.

<b>First Aid</b>	
Have the product container or label with you when calling a poison control center or doctor, or going for treatment.	
<b>If swallowed:</b>	<ul style="list-style-type: none"> <li>Call a Poison Control Center or doctor immediately for treatment advice.</li> <li>Have a person sip a glass of water if able to swallow.</li> <li>Do not induce vomiting unless told to do so by a Poison Control Center or doctor.</li> <li>Do not give anything by mouth to an unconscious person.</li> </ul>
<b>If in eyes:</b>	<ul style="list-style-type: none"> <li>Hold eye open and rinse slowly and gently with water for 15-20 minutes.</li> <li>Remove contact lenses, if present, after the first 5 minutes, then continue rinsing eye.</li> <li>Call a poison control center or doctor for treatment advice.</li> </ul>
You may also contact SafetyCall® International (866) 897-8050 for emergency medical treatment information.	

**ENVIRONMENTAL HAZARDS**

<b>ACCEPTED</b>
<b>06/11/2021</b>
Under the Federal Insecticide, Fungicide and Rodenticide Act as amended, for the pesticide registered under EPA Reg. No. 53883-197

This product is extremely toxic to fish. Do not contaminate water when disposing of equipment washwaters. Do not apply directly to water. Drift and runoff from treated areas may be hazardous to aquatic organisms in neighboring areas. This product is highly toxic to bees exposed to direct treatment or residues on blooming crops or weeds. Do not apply this product or allow it to drift to blooming crops or weeds if bees are visiting the treatment area.

To protect the environment, do not allow pesticide to enter or run off into storm drains, drainage ditches, gutters or surface waters. Applying this product in calm weather when rain is not predicted for the next 24 hours will help to ensure that wind or rain does not blow or wash pesticide off the treatment area. Rinsing application equipment over the treated area will help avoid run off to water bodies or drainage systems.

### **DIRECTIONS FOR USE**

It is a violation of Federal law to use this product in a manner inconsistent with its labeling.

### **RESTRICTIONS**

- Do not allow children or pets into the treated area until dry.
- Do not water the treated area to the point of run-off.
- Do not make applications during rain.
- Do not treat pets with this product.
- Do not apply this product in a way that will contact adults, children, or pets, either directly or through drift.
- All outdoor applications must be limited to spot or crack-and-crevice treatments only, except for the following permitted uses:
  - (1) Treatment to soil or vegetation around structures;
  - (2) Applications to lawns, turf, and other vegetation;
  - (3) Applications to building foundations, up to a maximum height of 3 feet.
- Other than applications to building foundations, all outdoor applications to impervious surfaces such as sidewalks, driveways, patios, porches and structural surfaces (such as windows, doors, and eaves) are limited to spot and crack-and-crevice applications, only.

**In New York State, this product may not be applied to lawns within 100 ft. of a coastal marsh, or stream that drains directly into a coastal marsh.**

**READ THE ENTIRE LABEL BEFORE USE.**

### **PRODUCT INFORMATION**

Lambda 0.5% Concentrate kills grubs, ants, fleas, chinch bugs, mosquitoes, sod webworms, aphids, beetles, whiteflies, mites, Japanese beetles, European crane flies, fire ants and other listed insects.

### **MIXING AND APPLICATION**

1. Apply as directed.
2. In a CLEAN sprayer, measure and mix the amount of product and water as stated in the tables below.
3. When handling pesticide products, it is a good idea to wear disposable gloves. Do not use kitchen utensils such as measuring cups and spoons for food purposes after they have been used with pesticides.
4. Spray as directed. It is important to achieve complete coverage.
5. Flush sprayer with clean water following each use.

Treat when insects begin to appear and repeat treatment to maintain control only as directed.

Apply as directed, keeping in mind that complete coverage is crucial. Make certain to follow the important use limitations such as, the amount of spray to apply and the PHI (Pre-Harvest Interval) for the particular vegetable you are treating.

**MEASUREMENT CONVERSIONS**

- 1 tablespoon = 3 teaspoons
- 1 fl. oz. = 6 teaspoons or 2 tablespoons
- 6 fl. oz. = ¾ cup
- 1 ½ tablespoons in 3 gallons of water = 1 ½ teaspoons in 1 gallon of water
- 2 tablespoons in 3 gallons of water = 2 teaspoons in 1 gallon of water

**NOTE:** This product is non-staining to most home siding depending on age and cleanliness. Prior to applying this product to areas that may contact home siding (vinyl siding in particular), test in a hidden area and recheck in a few hours. If any staining is observed, do not use this product.

**LAWNS**

**APPLICATION INSTRUCTIONS:** Measure the area to be sprayed and follow the mixing instructions in the tables below. Treat when insects begin to appear and repeat treatment to maintain control as directed. Apply as directed, keeping in mind that complete coverage is crucial. For best results, apply after mowing to a lawn that is 3 inches or less at the time of application.

**Underground Insects/Thatch Infesting Insects**

Pests	Rate	Comments
Blue grass billbug <sup>1</sup> (adult) Black turfgrass Ataenius (adult) Chiggers Chinch bugs White grubs <sup>2</sup> (Japanese beetle, European chafer, Southern chafer) Dung beetle Hyperodes weevils (adult) European crane flies Mole crickets (nymphs and young adults)	Mix 0.5 fl. oz. (1 tablespoon) in 1 gallon of water to treat 125 sq. ft.  Or  Mix 4 fl. oz. in 8 gallons of water to treat 1,000 sq. ft.	Sub-surface insect control (mole crickets & grubs): For the best results water the treated area with an additional ¼ to ½ inch of water.  1 quart of Lambda 0.5% Concentrate treats 8,000 sq. ft.

<sup>1</sup> Treat Billbugs in May, or when first noticed.

<sup>2</sup> Treat for Grubs from the beginning of July to the end of October or when first noticed.

**Restrictions:**

- Do not apply more than 4 fl. oz (0.00125 lbs. Lambda-cyhalothrin) per 1,000 sq. ft. per application.
- Do not make more than 7 applications per year per location.

### Surface Insects

Pests	Rate	Comments
Ants*(except for fire, pharaoh, harvester and carpenter ants) Armyworms Cockroaches Crickets Cutworms Earwigs Fleas Ladybeetles Lawn moths (sod webworms) Millipedes Mosquitoes Moths Palmetto bugs Sowbugs Mites Spittlebugs Waterbugs	Mix 0.5 fl. oz. (1 tablespoon) in 1 gallon of water to treat 250 sq. ft.  Or  Mix 2 fl. oz. (4 tablespoon) in 4 gallons of water to treat 1000 sq. ft.	Completely wet grass a few hours prior to application.  To achieve the best control of surface insects, postpone additional watering or mowing for 24 hours following treatment.  The use rate can be increased to 3 fl. oz. per 1,000 sq. ft. for heavy insect infestations.  1 quart of Lambda 0.5% Concentrate treats 16,000 sq. ft. at the 2 fl. oz. per 1,000 sq. ft. rate.
*Argentine, Southern, Field, Allegheny mound, Florida carpenter, Cornfield, Honey, Pavement, Nuisance, Odorous, Pyramid, Black turf, White-footed, Crazy, Little Black, Ghost, Thief, Acrobat, Citronella, Big-headed, Lasius.		

#### Restrictions:

- Do not apply more than 3 fl. oz (0.00094 lbs. Lambda-cyhalothrin) per 1,000 sq. ft. per application.
- Do not make more than 9 applications per year per location at 3 fl. oz per 1,000 sq. ft. rate.
- Do not make more than 14 applications per year per location at 2 fl. oz. per 1,000 sq. ft. rate.

## PESTS OUTSIDE THE HOME

Lambda 0.5% Concentrate is for use on ornamental plants next to building foundations, to surfaces of buildings.

**BARRIER APPLICATION INSTRUCTIONS:** Treat when insects begin to appear and repeat treatment to maintain control as directed. Apply a continuous band of insecticide around the foundation of the building, vents up to a maximum height of 3 ft to significantly decrease possible access by crawling pests. For optimum results, remove any leaf litter and debris around the foundation. Cut back any branches or vegetation that come into contact with the foundation. Rake back deep mulch and remove any other material that may serve as harborage sites for pests.

#### Outdoor Surfaces Use

Pests	Rate	Comments
Ants*(except for fire, pharaoh, harvester and carpenter ants) Centipedes Cockroaches Crickets Fleas	Mix 0.5 fl. oz. (1 tablespoon) in 1 gallon of water to treat 250 sq. ft.	Apply a 3 ft. band around the building and upwards along the foundation to 3 feet . Apply as a coarse spray to thoroughly and uniformly wet the foundation and/or band area so that the insecticide will reach the soil or thatch level where pests may be active.

Kudzu bugs Millipedes Mosquitoes Palmetto bugs Scorpions Sowbugs Pillbugs Spiders Waterbugs		1 gallon will treat 250 sq. ft. of surface area.  Repeat treatment every 8 weeks (2 months) at the 2 fl. oz. per 1,000 sq. ft. rate as needed.
*Argentine, Southern, Field, Allegheny mound, Florida carpenter, , Cornfield, Honey, Pavement, Nuisance,Odorous, Pyramid, Black turf, White-footed, Crazy, Little Black, Ghost, Thief, Acrobat, Citronella, Big-headed, Lasius.		

**Restrictions:**

- Do not apply more than 2 fl. oz (0.00063 lbs. Lambda-cyhalothrin) per 1,000 sq. ft. per application.
- Do not make more than 14 applications per year per location.

**FIRE ANT MOUNDS**

Mix 1.0 fl. oz. (2 tablespoons) in 1 gallon of water and thoroughly wet each mound and a 4 ft. diameter surrounding the mound. To achieve optimum results, treat in cool weather (65°-80°F), or in the early morning or late evening hours. Apply to new mounds as they appear and do not disrupt mounds before treatment. Kills the entire mound and the queen in 24 hours.

**[MOSQUITO CONTROL:**

**Application Instructions:** Measure the area to be sprayed and follow the mixing instructions in the tables below. Treat when insects begin to appear and repeat treatment to maintain control as directed. Apply as directed, keeping in mind that complete coverage is crucial.

**Lawns:** Completely wet grass a few hours prior to application. To achieve the best control of surface insects, postpone additional watering or mowing for 24 hours following treatment. Mix 0.5 oz. ( 1 tablespoon) in 1 gallon of water to treat 250 sq. ft. Mix 2 oz. (4 tablespoons) in 4 gallons of water to treat 1,000 sq. ft. One quart of Lambda 0.5% Concentrate treats 16,000 sq. ft. The use rate can be increased to 3 fl. oz. per 1,000 sq. ft. for heavy insect infestations. Do not apply more than 14 times per year per location.

**Outdoor Surfaces:** ornamental plants next to building foundations, tbuidings, screens. Mix 0.5 oz (1 tablespoon) in 1 gallon of water. Apply a 3 ft. band around the building and upwards along the foundation to 3 feet . Thoroughly and uniformly wet the foundation and/or band area so that the insecticide will reach the soil or thatch level where pests may be active. One gallon treats 250 square feet. Repeat treatments every 8 weeks (2 months).]

**ORNAMENTAL TREES, SHRUBS AND FLOWERS**

**APPLICATION INSTRUCTIONS:** Apply thoroughly as a foliar cover spray to both sides of plant leaves and all plant surfaces where insects are present. For optimum results, apply early prior to high insect populations. Repeat applications as directed to maintain control.

**NOTE:**

- For **Scale** control, treat the whole plant, including the stem, trunks, and twigs.
- For **Bagworm** control, apply when bagworm larvae start to hatch.

Use Sites	Rate	Insects Controlled
For use on ornamental trees, shrubs and flowers: Ageratum, Ash, Aster, Arborvitae, Arizona Cypress, Azaleas, Begonia, Birch, Boxwood, Box Elder, Camellias, Cherry (ornamental), Non-bearing Citrus, Chrysanthemums, Carnations, Coleus, Common Ninebark, Conifers, Douglas Fir, Elm, English Ivy, Euonymus, Exacum, Weeping Fig, Fir, Gladioli, Gold Bells, Hawthorn, Holly, Honeysuckle, Hypoestes, Ivy, Juniper, Lilac, Locust, Maple, Marigold, Mimosa, Mock Orange, Nannyberry, Oak, Orchid, Palm, Pansy, Pea Shrub, Petunia, Philodendron, Pine, Ornamental Plum, Poinsettia, Poplar, Tulip Poplar, Rhododendron, Roses, Snapdragon, Snowberry, Spruce, Taxus, Willow, Zinnia.	Mix 0.25 fl. oz. (1/2 tablespoon) in 1 gallon of water to treat 250 sq. ft.	Ants*, Armyworms, Aphids <sup>o</sup> , Azalea caterpillar, Bagworms, Black vine weevil (Adult), California oakworm, Boxelder bugs, Budworms, Cankerworms, Cicadas, Cockroaches, Crickets, Cutworms, Eastern tent caterpillar, Elm leaf beetles, European sawfly, Fall webworm, Flea beetles, Forest tent caterpillar, Gypsy moth larvae, Japanese beetles (Adults), June beetles (Adults), Lace bugs, Ladybeetles, Leaf feeding caterpillars, Leafhoppers, Leafminers (Adults), Leaf rollers, Leaf skeletonizers, Kudzu bugs, Midges, Moths, Oleander moth larvae, Pillbug, Pine sawfly, Pine shoot beetles, Pinetip moths, Root weevil, Sawfly, Scale insects (crawlers), Spiders, Spittlebugs, Striped beetles, Striped oakworm, Thrips, Tip moth, Tussock moth larvae
	Mix 0.5 fl. oz. (1 tablespoon) in 1 gallon of water to treat 250 sq. ft..	Broadmites, Brown softscale, California redscale (crawler), Clover mites, Mealybugs, Pineneedle scale (crawler), Spider mites, Whiteflies
* Allegheny mound, Argentine, Black carpenter, Cornfield, Field, Florida carpenter, Harvester, Honey, Pavement, Southern, Sugar, Nuisance, , Odorous, Pyramid, Black turf, White-footed, Crazy, Little Black, Ghost, Thief, Acrobat, Citronella, Big-headed, Lasius.		

**Restrictions:**

- Do not apply more than 4 fl. oz (0.00063 lbs. Lambda-cyhalothrin) per 1,000 sq. ft. per application.
- Do not make more than 14 applications per year per location at 2 fl. oz per 1,000 sq. ft. rate.
- Do not make more than 7 applications per year per location at 4 fl. oz per 1,000 sq. ft. rate.

**VEGETABLES**

**APPLICATION INSTRUCTIONS:** Apply when insects first appear or when damage occurs. For complete coverage, spray all plant surfaces that are infested with pests. Make certain to follow the important use limitations such as, the amount of spray to apply and the PHI (Pre-Harvest Interval) for the particular vegetable you are treating.

**RATE:** Measure the area to be sprayed. Mix 0.5 fl. oz. (1 tablespoon) in 1 gallon of water per 300 sq. ft.



Vegetables	Insects Controlled	PHI*
Broccoli Brussels Sprouts Cabbage Cavalo Broccoli Cauliflower Chinese Broccoli Chinese Cabbage Chinese Mustard Kohlrabi	Alfalfa Looper, Aphid, Armyworm, Beet Armyworm, Cabbage Looper, Cabbage Webworm, Corn Earworm, Cutworm, Diamondback Moth, Fall Armyworm, Flea Beetle, Grasshopper, Imported Cabbageworm, Japanese Beetle (Adult), Leafhopper, Lygus Bug, Meadow Spittlebug, Plant Bug, Southern Cabbageworm, Spider Mite, Stink Bug, Thrips, Yellow-striped Armyworm, Whitefly	1
Corn (sweet and pop)	Armyworm, Bean Leaf Beetle, Beet Armyworm, Cereal Leaf Beetle, Chinch Bug, Corn Earworm, Corn Leaf Aphid, Cutworm, English Grain Aphid, European Corn Borer, Grasshopper, Green Bug, Green Cloverworm, Hop Vine Borer, Japanese Beetle (Adult), Meadow Spittlebug, Mexican Corn Rootworm Beetle (Adult), Northern Corn Rootworm Beetle (Adult), Sap Beetle (Adult), Southern Corn Rootworm Beetle (Adult), Southwestern Corn Borer, Stalk Borer, Stink Bug, Tobacco Budworm, Western Bean Cutworm, Western Corn Rootworm Beetle (Adult)	21
Corn (sweet only)	Aphid, Aster Leafhopper, Corn Silkfly (Adult), Southern Armyworm, Spider Mite, Tarnished Plant Bug, Western Bean Cutworm	21
Lettuce (head and leaf)	Aphid, Alfalfa Looper, Armyworm, Beet Armyworm, Cabbage Looper, Corn Earworm, Cutworm, Diamondback Moth, European Corn Borer, Fall Armyworm, Flea Beetle, Grasshopper, Green Cloverworm, Imported Cabbageworm, Japanese Beetle (Adult), Leafhopper, Meadow Spittlebug, Plant Bug, Saltmarsh Caterpillar, Southern Armyworm, Spider Mite, Stink Bug, Tobacco Budworm, Vegetable Weevil (Adult), Whitefly	1
Onion (bulb) and Garlic	Aphid, Armyworm, Cutworm, Flower Thrips, Leafminer (Adult), Onion Maggot (Adult), Onion Thrips, Plant Bug, Seedcorn Maggot (Adult), Stink Bug, Tobacco Thrips, Western Flower Thrips	14
Tomato and Tomatillo	Aphid, Beet Armyworm, Cabbage Looper, Colorado Potato Beetle, Cutworm spp., European Corn Borer, Fall Armyworm, Flea Beetle, Grasshopper, Hornworm, Leafhopper, Leafminer, Meadow Spittlebug, Plant Bug, Southern Armyworm, Stink Bug, Tobacco Budworm, Tomato Fruitworm, Tomato Pinworm, Yellow-striped Armyworm, Whitefly	5

\* PHI = Pre-Harvest Interval. Number of days to wait between the last application and harvest.

**Restrictions:**

- Do not apply more than 1.67 fl. oz (0.00053 lbs. Lambda-cyhalothrin) per 1,000 sq. ft. per application.
- Do not make more than 9 applicatoins per year per location.
- Do not make more than 5 applications per year per location for corn.

## STORAGE AND DISPOSAL

Do not contaminate water, food or feed by storage or disposal.

**PESTICIDE STORAGE:** Store in cool, dry area away from children and domestic animals.

**CONTAINER HANDLING: If empty:** Non-refillable container. Do not reuse or refill this container. Offer for recycling, if available. If recycling is not available: then dispose of container in a sanitary landfill. **If partly filled:** Call your local solid waste agency for disposal instructions. Unless otherwise instructed, place in trash. Never pour unused product down the drain or on the ground.

## LIMITATION OF WARRANTY AND LIABILITY

The Directions for Use of this product must be followed carefully. It is impossible to eliminate all risks inherently associated with the use of this product. Ineffectiveness or other unintended consequences may result because of such factors as manner of use or application, weather, presence of other materials or other influencing factors in the use of the product, which are beyond the control of Control Solutions, Inc. or Seller. To the extent consistent with applicable law, all such risks shall be assumed by Buyer and User, and Buyer and User agree to hold Control Solutions, Inc. and Seller harmless for any claims relating to such factors.

Control Solutions, Inc. warrants that this product conforms to the chemical description on the label and is reasonably fit for the purposes stated in the Directions for Use, subject to the inherent risks referred to above, when used in accordance with directions under normal use conditions. This warranty does not extend to the use of this product contrary to label instructions, or under abnormal conditions or under conditions not reasonably foreseeable to or beyond the control of Seller or Control Solutions, Inc., and Buyer and User assume the risk of any such use. To the extent permitted by applicable law, **CONTROL SOLUTIONS, INC. MAKES NO WARRANTIES OF MERCHANTABILITY OR OF FITNESS FOR A PARTICULAR PURPOSE NOR ANY OTHER EXPRESS OR IMPLIED WARRANTY EXCEPT AS STATED ABOVE.**

**IT IS CONTROL SOLUTIONS INC., AND SELLERS INTENTION THAT** in no event shall Control Solutions or Seller be liable for any incidental, consequential or special damages resulting from the use or handling of this product. **TO THE EXTENT CONSISTENT WITH APPLICABLE LAW THE EXCLUSIVE REMEDY OF THE USER OR BUYER, AND THE EXCLUSIVE LIABILITY OF CONTROL SOLUTIONS, INC., AND SELLER FOR ANY AND ALL CLAIMS, LOSSES, INJURIES OR DAMAGES (INCLUDING CLAIMS BASED ON BREACH OF WARRANTY, CONTRACT, NEGLIGENCE, TORT, STRICT LIABILITY OR OTHERWISE) RESULTING FROM THE USE OR HANDLING OF THIS PRODUCT, SHALL BE THE RETURN OF THE PURCHASE PRICE OF THE PRODUCT OR, AT THE ELECTION OF CONTROL SOLUTIONS, INC. OR SELLER, THE REPLACEMENT OF THE PRODUCT.**

Control Solutions, Inc. and Seller offer this product, and Buyer and User accept it, subject to the foregoing Conditions of Sale and Limitation of Warranty and Liability, which may not be modified except by written agreement signed by a duly authorized representative of Control Solutions, Inc.

Control Solutions, Inc.  
5903 Genoa-Red Bluff Road  
Pasadena, TX 77507-1041

**SUB-LABEL B: Hose-End Sprayer Packaging**

<b>LAMBDA-CYHALOTHRIN</b>	<b>GROUP 3A</b>	<b>INSECTICIDE</b>
---------------------------	-----------------	--------------------

**LAMBDA 0.5% CONCENTRATE**

[alt. name Martin's Cyonara™ Lawn & Garden Insect Control]

[alt. name Martin's Cyonara™ Lawn & Garden Insect Control Ready To Spray]

For outdoor use around the home only.

**Active Ingredient:**

Lambda-cyhalothrin .....	0.5%
Other Ingredients: .....	99.5%
Total: .....	100.0%

Contains 0.04 lbs. Lambda-cyhalothrin per gallon.

**KEEP OUT OF REACH OF CHILDREN  
CAUTION**

[See attached [back panel] booklet for additional precautionary statements. **OR**  
Open for Precautionary Statements, First Aid and Complete Directions for Use.]

EPA Reg. No. 53883-197

EPA Est. No.

**Net Contents** \_\_\_\_\_

**PRECAUTIONARY STATEMENTS  
Hazards to Humans and Domestic Animals**

**CAUTION**

Harmful if swallowed. Causes moderate eye irritation. Avoid contact with eyes or clothing. Wash hands thoroughly with soap and water after handling and before eating, drinking, chewing gum, or using tobacco.

<b>First Aid</b>	
Have the product container or label with you when calling a poison control center or doctor, or going for treatment.	
<b>If swallowed:</b>	<ul style="list-style-type: none"><li>• Call a Poison Control Center or doctor immediately for treatment advice.</li><li>• Have a person sip a glass of water if able to swallow.</li><li>• Do not induce vomiting unless told to do so by a Poison Control Center or doctor.</li><li>• Do not give anything by mouth to an unconscious person.</li></ul>
<b>If in eyes:</b>	<ul style="list-style-type: none"><li>• Hold eye open and rinse slowly and gently with water for 15-20 minutes.</li><li>• Remove contact lenses, if present, after the first 5 minutes, then continue rinsing eye.</li><li>• Call a poison control center or doctor for treatment advice.</li></ul>
You may also contact SafetyCall® International (866) 897-8050 for emergency medical treatment information.	

**ENVIRONMENTAL HAZARDS**

<b>ACCEPTED</b>
06/11/2021
Under the Federal Insecticide, Fungicide and Rodenticide Act as amended, for the pesticide registered under EPA Reg. No. 53883-197

This product is extremely toxic to fish. Do not contaminate water when disposing of equipment washwaters. Do not apply directly to water. Drift and runoff from treated areas may be hazardous to aquatic organisms in neighboring areas. This product is highly toxic to bees exposed to direct treatment or residues on blooming crops or weeds. Do not apply this product or allow it to drift to blooming crops or weeds if bees are visiting the treatment area.

To protect the environment, do not allow pesticide to enter or run off into storm drains, drainage ditches, gutters or surface waters. Applying this product in calm weather when rain is not predicted for the next 24 hours will help to ensure that wind or rain does not blow or wash pesticide off the treatment area. Rinsing application equipment over the treated area will help avoid run off to water bodies or drainage systems.

### **PRODUCT INFORMATION**

This product provides control against listed backyard nuisance pests: mosquitoes, ants, cockroaches, fleas, [and other listed pests]. Simply connect to hose and spray for 8 weeks protection.

#### **RESTRICTIONS:**

- All outdoor applications must be limited to spot or crack-and-crevice treatments only, except for the following permitted uses:
  - (1) Treatment to soil or vegetation around structures;
  - (2) Applications to lawns, turf, and other vegetation;
  - (3) Applications to building foundations, up to a maximum height of 3 feet.
- Other than applications to building foundations, all outdoor applications to impervious surfaces such as sidewalks, driveways, patios, porches and structural surfaces (such as windows, doors, and eaves) are limited to spot and crack-and-crevice applications, only.

#### **APPLICATION INSTRUCTIONS**

Determine the area to be treated. For lawns, measure the area to be sprayed. For trees, shrubs and flowers, apply as a thorough cover spray. Treat when insects begin to appear and repeat treatment to maintain control only as directed. Apply as directed, keeping in mind that complete coverage is crucial. Follow the important use limitations such as, the amount of spray to apply and the PHI (Pre-Harvest Interval) for the particular vegetable you are treating.

- One quart (32 oz.) (0.01 lbs. Lambda-cyhalothrin) to treat up to 8,000-16,000 sq. ft.
- Do not make more than 7 applications per year per location at the one quart (32 oz.) per 8,000 sq. ft. rate
- Do not make more than 14 applications per year per location at the one quart (32 oz.) per 16,000 sq. ft. rate

#### **Ready Spray Nozzle Instructions**

1. Shake container well before use.
2. Connect the Ready to Spray nozzle to a hose, making sure that the dial on the nozzle is in the "OFF" position with the (green) safety tab in the valve notch.
3. Turn on water. Begin treatment on the furthest area and work back toward the faucet so that you do not come in contact with treated areas.
4. To START spraying, direct nozzle toward treatment area and bend the (green) safety tab back (located at the right of the yellow dial) and hold while turning the yellow dial counter clockwise until it stops. Water will automatically mix with the product.
5. Spray desired area until wet to control insect pests. Evenly spray the area by walking at

- a steady pace and sweep evenly, slightly overlapping treated areas.
6. To STOP spraying, turn the dial counter clockwise **quickly** until it stops and the safety tab engages into the notch on the valve. Turn the water off. To ease pressure before removing nozzle from the hose, bend the safety tab back and dial "ON" until water stops spraying.
  7. Make sure the dial is in the "OFF" position with (green) safety tab in the valve notch to store unused product. Keep in a cool area away from heat, sunlight or open flame.

**SPECIFIC USE DIRECTIONS**

<p><b>How to Use the Ready to Spray</b></p>	<ul style="list-style-type: none"> <li>• [Connect ] [Hose]</li> <li>• [1.] Shake Well.</li> <li>• [2.] Make sure control lever is in the OFF position. Attach to hose.</li> <li>• [3.] Turn on water. Extend hose to furthest place in lawn or garden, so you can work backwards and limit exposure to spray.</li> <li>• [Spray] [Apply mix]</li> <li>• [1.] Aim towards direction of application and away from you.</li> <li>• [2.] Turn control lever to ON to begin spraying.</li> <li>• [3.] Spray evenly and as directed for specified type of treatment area.[Lawn] [ Garden ] [ trees][shrubs][flowers]</li> <li>• [Finish] [Stop] [Store]</li> <li>• [1.] When finished turn control lever to OFF.</li> <li>• [2.] Turn faucet OFF. Discharge residual water pressure by turning control lever ON and OFF again.</li> <li>• [3.] Disconnect Sprayer and Store / Discard as instructed.</li> </ul>
<p><b>APPLICATION INSTRUCTIONS</b></p>	<ul style="list-style-type: none"> <li>• Apply where insects are expected to appear or when insects or damage are seen. Repeat as necessary according to site-specific directions listed below.</li> <li>• Apply in calm weather.</li> <li>• Begin spraying at the farthest point of the treatment area and work backward to avoid contact with wet treated surfaces.</li> <li>• Spray thoroughly to wet plant surfaces up to the point of runoff.</li> <li>• Sprays must be dry in treated areas before people or pets re-enter.</li> <li>• Do not apply to trees taller than 10 feet. Consider hiring a licensed professional.</li> <li>• Follow the important use limitations such as, the amount of spray to apply and the PHI (Pre-Harvest Interval) for the particular vegetable you are treating.</li> <li>• Keep in a cool area away from heat, sunlight or open flame.</li> </ul>

{**NOTE TO REVIEWER:** Table above is optional and if used, will replace the text directly above. Final label will only contain either the box or the text above the box.}

**NOTE:** This product is non-staining to most home siding depending on age and cleanliness. Prior to applying this product to areas that may contact home siding (vinyl siding in particular), test in a hidden area and recheck in a few hours. If any staining is observed, do not use this product.

**LAWNS**

**APPLICATION INSTRUCTIONS:** Measure the area to be sprayed and follow the mixing instructions in the tables below. Treat when insects begin to appear and repeat treatment to maintain control as directed. Apply as directed, keeping in mind that complete coverage is crucial. For best results, apply after mowing to a lawn that is 3 inches or shorter at the time of application.

### Underground Insects/Thatch Infesting Insects

Pests	Comments
Blue grass billbug <sup>1</sup> (adult) Black turfgrass Ataenius (adult) Chiggers Chinch bugs White grubs <sup>2</sup> (Japanese beetle, European chafer, Southern chafer) Dung beetle Hyperodes weevils (adult) European crane flies Mole crickets (nymphs and young adults)	Sub-surface insect control (mole crickets & grubs): For the best results water the treated area with an additional ¼ to ½ inch of water.  32 ounces (1 bottle) treats 8,000 sq. ft. . .
<sup>1</sup> Treat Billbugs in May, or when first noticed.	
<sup>2</sup> Treat for Grubs from the beginning of July to the end of October or when first noticed.	

#### Restrictions:

- Do not apply more than 1 quart (32 fl. oz, 0.01 lbs. Lambda-cyhalothrin) per 8,000 sq. ft. per application.
- Do not make more than 7 applications per year per location at the 1 quart (32 fl. oz.) per 8,000 sq. ft. rate.

### Surface Insects

Pests	Comments
Ants* Armyworms Cockroaches Crickets Cutworms Earwigs Fleas Ladybeetles Lawn moths (sod webworms) Millipedes Mosquitoes Moths Palmetto bugs Sowbugs Mites Spittlebugs Waterbugs	Completely wet grass a few hours prior to application.  To achieve the best control of surface insects, postpone additional watering or mowing for 24 hours following treatment.  32 ounces (1 bottle) treats 16,000 sq. ft.
*Argentine, Southern, Field, Alleghent mound, Florida carpenter, Cornfield, Honey, Pavement, Nuisance, Odorous, Pyramid, Black turf, White-footed, Crazy, Little Black, Ghost, Thief, Acrobat, Citronella, Big-headed, Lasius.	

#### Restrictions:

- Do not make more than 14 applications per year per location at the 1 quart (32 fl. oz.). per 16,000 sq. ft. rate.

## PESTS OUTSIDE THE HOME

Lambda 0.5% Concentrate is for use on ornamental plants next to building foundations, to surfaces of buildings and screens.

**BARRIER APPLICATION INSTRUCTIONS:** Treat when insects begin to appear and repeat treatment to maintain control as directed. Apply a continuous band of insecticide around the

foundation of the building and vents to a maximum height of 3 ft. to significantly decrease possible access by crawling pests. For optimum results, remove any leaf litter and debris around the foundation. Cut back any branches or vegetation that come into contact with the foundation. Rake back deep mulch and remove any other material that may serve as harborage sites for pests.

**Outdoor Surfaces Use**

Pests	Comments
Ants*(excluding fire, pharaoh, harvester, and carpenter ants) Centipedes Cockroaches Crickets Fleas  Millipedes Mosquitoes Palmetto bugs Scorpions Sowbugs Pillbugs Spiders Waterbugs	Apply a 3 ft. band around the building and upwards along the foundation to 3 feet. Apply as a coarse spray to thoroughly and uniformly wet the foundation and/or band area so that the insecticide will reach the soil or thatch level where pests may be active.  32 ounces (1 bottle) treats 16,000 sq. ft.  Repeat treatment every 8 weeks (2 months).
*Argentine, Southern, Field, Allegheny mound, Florida carpenter, , Confield, Honey, Pavement, Nuisance, odorous, pyramid, black turf, white-footed, Crazy, Little Black, Ghost, Thief, Acrobat, Citronella, Big-headed, Lasius.	

**Restrictions:**

- Do not make more than 14 applications per year per location at the 1 quart (32 fl. oz.) per 16,000 sq. ft. rate.

**FIRE ANT MOUNDS**

Thoroughly wet each mound and a 4 ft. diameter surrounding the mound. To achieve optimum results, treat in cool weather (65°-80°F), or in the early morning or late evening hours. Apply to new mounds as they appear and do not disrupt mounds before treatment. Kills the entire mound and the queen in 24 hours.

- **Restrictions:** Do not make more than 14 applications per year per location at the one quart (32 oz.) per 16,000 sq. ft. rate

**[MOSQUITO CONTROL:**

**Application Instructions:** Measure the area to be sprayed. Treat when insects begin to appear and repeat treatment to maintain control as directed. Apply as directed, keeping in mind that complete coverage is crucial.

**Lawns:** Completely wet grass a few hours prior to application. To control mosquitoes, postpone additional watering or mowing for 24 hours following treatment.

32 ounces (1 bottle) treats 16,000 sq. ft.

**Restrictions:**

- Do not make more than 14 applications per year per location at the one quart (32 oz.) per 16,000 sq. ft. rate

**Outdoor Surfaces:** ornamental plants next to building foundations, buildings, screens. Apply a 3 ft. band around the building and upwards along the foundation to 3 feet. Thoroughly and uniformly

wet the foundation and/or band area so that the insecticide will reach the soil or thatch level where pests may be active. Repeat treatments every 8 weeks (2 months).]

## ORNAMENTAL TREES, SHRUBS AND FLOWERS

**APPLICATION INSTRUCTIONS:** Apply thoroughly as a foliar cover spray to both sides of plant leaves and all plant surfaces where insects are present. Penetrate dense foliage. Wet leaves and branches to the point of runoff. For optimum results, apply early prior to high insect populations. Repeat applications as directed to maintain control.

**NOTE:**

- For **Scale** control, treat the whole plant, including the stem, trunks, and twigs.
- For **Bagworm** control, apply when bagworm larvae start to hatch.

Use Sites	Insects Controlled
<p>For use on ornamental trees, shrubs and flowers including:</p> <p>Ageratum, Ash, Aster, Arborvitae, Arizona Cypress, Azaleas, Begonia, Birch, Boxwood, Box Elder, Camellias, Cherry (ornamental), Non-bearing Citrus, Chrysanthemums, Carnations, Coleus, Common Ninebark, Conifers, Douglas Fir, Elm, English Ivy, Euonymus, Exacum, Weeping Fig, Fir, Gladioli, Gold Bells, Hawthorn, Holly, Honeysuckle, Hypoestes, Ivy, Juniper, Lilac, Locust, Maple, Marigold, Mimosa, Mock Orange, Nannyberry, Oak, Orchid, Palm, Pansy, Pea Shrub, Petunia, Philodendron, Pine, Ornamental Plum, Poinsettia, Poplar, Tulip Poplar, Rhododendron, Roses, Snapdragon, Snowberry, Spruce, Taxus, Willow, Zinnia.</p>	<p>Ants*(excluding fire, pharaoh, harvester and carpenter) , Armyworms, Aphids, Azalea caterpillar, Bagworms, Black vine weevil (Adult), California oakworm, Boxelder bugs, Budworms, Cankerworms, Cicadas, Cockroaches, Crickets, Cutworms, Eastern tent caterpillar, Elm leaf beetles, European sawfly, Fall webworm, Flea beetles, Forest tent caterpillar, Gypsy moth larvae, Japanese beetles (Adults), June beetles (Adults), Lace bugs, Ladybeetles, Leaf feeding caterpillars, Leafhoppers, Leafminers (Adults), Leaf rollers, Leaf skeletonizers, Kudzu bugs, Midges, Moths, Oleander moth larvae, Pillbug, Pine sawfly, Pine shoot beetles, Pinetip moths, Root weevil, Sawfly, Scale insects (crawlers), Spiders, Spittlebugs, Striped beetles, Striped oakworm, Thrips, Tip moth, Tussock moth larvae</p> <p>Broadmites, Brown softscale, California redscale (crawler), Clover mites, Mealybugs, Pineneedle scale (crawler), Spider mites, Whiteflies</p>
<p>* Allegheny mound, Argentine, Black carpenter, Cornfield, Field, Florida carpenter, Harvester, Honey, Pavement, Southern, Sugar, Nuisance, Odorous, Pyramid, Black turf, White-footed, Crazy, Little Black, Ghost, Thief, Acrobat, Citronella, Big-headed, , Lasius.</p>	

**Restrictions:**

- One quart (32 oz.) (0.01 lbs. Lambda-cyhalothrin) to treat up to 8,000-16,000 sq. ft.
- Do not make more than 7 applications per year per location at the one quart (32 oz.) per 8,000 sq. ft. rate
- Do not make more than 14 applications per year per location at the one quart (32 oz.) per 16,000 sq. ft. rate

## VEGETABLES

**APPLICATION INSTRUCTIONS:** Apply when insects first appear or when damage occurs. For complete coverage, spray all plant surfaces that are infested with pests and penetrate dense foliage. Make certain to follow the important use limitations such as, the amount of spray to apply



and the PHI (Pre-Harvest Interval) for the particular vegetable you are treating.

Vegetables	Insects Controlled	PHI*
Broccoli Brussels Sprouts Cabbage Cavalo Broccoli Cauliflower Chinese Broccoli Chinese Cabbage Chinese Mustard Kohlrabi	Alfalfa Looper, Aphid, Armyworm, Beet Armyworm, Cabbage Looper, Cabbage Webworm, Corn Earworm, Cutworm, Diamondback Moth, Fall Armyworm, Flea Beetle, Grasshopper, Imported Cabbageworm, Japanese Beetle (Adult), Leafhopper, Lygus Bug, Meadow Spittlebug, Plant Bug, Southern Cabbageworm, Spider Mite, Stink Bug, Thrips, Yellow-striped Armyworm, Whitefly	1
Corn (sweet and pop)	Armyworm, Bean Leaf Beetle, Beet Armyworm, Cereal Leaf Beetle, Chinch Bug, Corn Earworm, Corn Leaf Aphid, Cutworm, English Grain Aphid, European Corn Borer, Grasshopper, Green Bug, Green Cloverworm, Hop Vine Borer, Japanese Beetle (Adult), Meadow Spittlebug, Mexican Corn Rootworm Beetle (Adult), Northern Corn Rootworm Beetle (Adult), Sap Beetle (Adult), Southern Corn Rootworm Beetle (Adult), Southwestern Corn Borer, Stalk Borer, Stink Bug, Tobacco Budworm, Western Bean Cutworm, Western Corn Rootworm Beetle (Adult)	21
Corn (sweet only)	Aphid, Aster Leafhopper, Corn Silkfly (Adult), Southern Armyworm, Spider Mite, Tarnished Plant Bug, Western Bean Cutworm	21
Lettuce (head and leaf)	Aphid, Alfalfa Looper, Armyworm, Beet Armyworm, Cabbage Looper, Corn Earworm, Cutworm, Diamondback Moth, European Corn Borer, Fall Armyworm, Flea Beetle, Grasshopper, Green Cloverworm, Imported Cabbageworm, Japanese Beetle (Adult), Leafhopper, Meadow Spittlebug, Plant Bug, Saltmarsh Caterpillar, Southern Armyworm, Spider Mite, Stink Bug, Tobacco Budworm, Vegetable Weevil (Adult), Whitefly	1
Onion (bulb) and Garlic	Aphid, Armyworm, Cutworm, Flower Thrips, Leafminer (Adult), Onion Maggot (Adult), Onion Thrips, Plant Bug, Seedcorn Maggot (Adult), Stink Bug, Tobacco Thrips, Western Flower Thrips	14
Tomato and Tomatillo	Aphid, Beet Armyworm, Cabbage Looper, Colorado Potato Beetle, Cutworm spp., European Corn Borer, Fall Armyworm, Flea Beetle, Grasshopper, Hornworm, Leafhopper, Leafminer, Meadow Spittlebug, Plant Bug, Southern Armyworm, Stink Bug, Tobacco Budworm, Tomato Fruitworm, Tomato Pinworm, Yellow-striped Armyworm, Whitefly	5
* PHI = Pre-Harvest Interval. Number of days to wait between the last application and harvest.]		

**Restrictions:**

- One quart (32 oz.) (0.01 lbs. Lambda-cyhalothrin) to treat up to 16,000 sq. ft.

- Do not make more than 9 applications per year per location for vegetable treatment  
Do not make more than 5 applicatoins per year per location for corn

### **STORAGE AND DISPOSAL**

Do not contaminate water, food or feed by storage or disposal.

**PESTICIDE STORAGE:** Store in cool, dry area away from children and domestic animals.

**CONTAINER HANDLING: If empty:** Non-refillable container. Do not reuse or refill this container. Offer for recycling, if available. If recycling is not available: then dispose of container in a sanitary landfill. **If partly filled:** Call your local solid waste agency for disposal instructions. Unless otherwise instructed, place in trash. Never pour unused product down the drain or on the ground.

### **LIMITATION OF WARRANTY AND LIABILITY**

The Directions for Use of this product must be followed carefully. It is impossible to eliminate all risks inherently associated with the use of this product. Ineffectiveness or other unintended consequences may result because of such factors as manner of use or application, weather, presence of other materials or other influencing factors in the use of the product, which are beyond the control of Control Solutions, Inc. or Seller. To the extent consistent with applicable law, all such risks shall be assumed by Buyer and User, and Buyer and User agree to hold Control Solutions, Inc. and Seller harmless for any claims relating to such factors.

Control Solutions, Inc. warrants that this product conforms to the chemical description on the label and is reasonably fit for the purposes stated in the Directions for Use, subject to the inherent risks referred to above, when used in accordance with directions under normal use conditions. This warranty does not extend to the use of this product contrary to label instructions, or under abnormal conditions or under conditions not reasonably foreseeable to or beyond the control of Seller or Control Solutions, Inc., and Buyer and User assume the risk of any such use. To the extent permitted by applicable law, **CONTROL SOLUTIONS, INC. MAKES NO WARRANTIES OF MERCHANTABILITY OR OF FITNESS FOR A PARTICULAR PURPOSE NOR ANY OTHER EXPRESS OR IMPLIED WARRANTY EXCEPT AS STATED ABOVE.**

**IT IS CONTROL SOLUTIONS INC., AND SELLERS INTENTION THAT** in no event shall Control Solutions or Seller be liable for any incidental, consequential or special damages resulting from the use or handling of this product. **TO THE EXTENT CONSISTENT WITH APPLICABLE LAW THE EXCLUSIVE REMEDY OF THE USER OR BUYER, AND THE EXCLUSIVE LIABILITY OF CONTROL SOLUTIONS, INC., AND SELLER FOR ANY AND ALL CLAIMS, LOSSES, INJURIES OR DAMAGES (INCLUDING CLAIMS BASED ON BREACH OF WARRANTY, CONTRACT, NEGLIGENCE, TORT, STRICT LIABILITY OR OTHERWISE) RESULTING FROM THE USE OR HANDLING OF THIS PRODUCT, SHALL BE THE RETURN OF THE PURCHASE PRICE OF THE PRODUCT OR, AT THE ELECTION OF CONTROL SOLUTIONS, INC. OR SELLER, THE REPLACEMENT OF THE PRODUCT.**

Control Solutions, Inc. and Seller offer this product, and Buyer and User accept it, subject to the foregoing Conditions of Sale and Limitation of Warranty and Liability, which may not be modified except by written agreement signed by a duly authorized representative of Control Solutions, Inc.

Control Solutions, Inc.  
5903 Genoa-Red Bluff Road  
Pasadena, TX 77507-1041

**[Optional Marketing Statements- Applicable to Both Sub-Labels]**

- [Protects Lawns, Vegetables, Roses, Flowers, Trees, Shrubs.]
- [Controls Ants (excluding pharaoh, harvester and carpenter ants), Aphids, Chinch Bugs, Cutworms, Flea Beetles, Grubs, Mites, Sod Webworms & many more.]
- [Kills Lawn and Garden Insects, including grubs, chinch bugs, European crane flies, fleas, fire ants, mosquitoes, sod webworms, aphids, Japanese beetles, whiteflies, ants (excluding pharaoh, harvester and carpenter ants), mites, and other listed insects.]
- [For soil and turf insect control.]
- [For Broadcast and Barrier use.]
- [For Lawn (Garden) Insects.]
- [Kills and Repels Insects.]
- [Kills Pests Outside the Home for Up to 8 Weeks (2 months)\* \*excluding red imported fire ants and other public health pests]
- [Kills Pests on Outdoor Surfaces for Up to 8 Weeks (2 months)\* \* excluding red imported fire ants and other public health pests]
- [Kills listed bugs outside so they can't come inside]
- Kills Bugs\* Outside Before They Come Inside \*see label for complete pest list
- [Low odor (formula).]
- [Fast Acting Formula.]
- [Works (Kills) in 24 hours.]
- [Kills 500+ Pests on contact.]
- [Long-lasting insect protection.]
- [Non-staining.]
- [Covers up to 16,000 sq. ft. of lawn for lawn surface insects]
- [Kills Fire Ants in 24 hours.]
- [Kills the Fire Ant Mound.]
- [Kills the Queen and the Mound.]
- [Controls Fire Ants for up to 4 Weeks.]
- [Covers up to 16,000 sq. ft. for lawn surface insects]
- [Fast acting with up to 8 weeks Residual\* \*excluding public health pests]
- Keeps killing for up to [2 months][8 weeks]\* \*excluding public health pests
- [Controls Mosquitoes, Chinch Bugs, Fleas, Grubs, Aphids, Fire Ants & Mites]
- [Ready To Spray](when sold in ready to spray packaging)
- Kills Home Invading Insects
- Kills lawn [and garden] [invading] pests[insects] [including] [ants (excluding pharaoh, harvester and carpenter ants),] [aphids] [armyworms] [beetles] [cutworms] [Japanese beetles] [chinch bugs] [caterpillars] [sod worms] [white flies] and other listed pests [insects]
- Insect Protection
- Lawn Insect Protection
- Not harmful to lawn grasses\* \*When used as directed
- Kills insects that cause your lawn to thin and turn brown
- Kills lawn-damaging insects that cause your lawn to thin and turn brown
- Works two ways: (1) Kills (and) (2) Protects
- Kills and prevents over 500 listed [insects][pests]
- Kills listed lawn invading insects
- Penetrates [mulch][thatch]
- Kills above and below the surface for [up to] 2 months
- Kills [Surface] [lawn] and [Soil] Insects
- Use on lawns [and gardens] [Outdoor Surfaces][plants] [vegetables][flowers] [trees] [Shrubs][HomePerimeter][Lawns][shrubs][ornamentals] [ornamentals]
- [For Home Fruit & Vegetable Gardens, Ornamental & Flower Gardens, Lawns, and [Perimeters][Around the Home]]

- Can be used as an outdoor barrier treatment
- [Also][Can be used][for use] on vegetable gardens
- Tough on [insert listed insects], gentle on [your] lawn [or garden] [plants] [shrubs] [vegetables] [fruits] [edibles] [flowers][trees][ornamentals] [home ][brick][wood] [siding]
- Won't harm [your] lawn [or garden] [plants] [shrubs] [vegetables] [fruits] [edibles] [flowers][trees][ornamentals][home][brick] [wood][siding]
- Protects [edibles][fruits and vegetables] from insect damage
- Protects over 20 listed fruits and vegetables
- Kills lawn [invading] damaging insects [pests] as listed
- Protects lawn from common pests [insects] as listed
- Stops [prevents] lawn damage [from insects {pests}] as listed [simple] [easy] one [step] [application] lawn protection
- Easy to use
- Kills listed nuisance pests outdoors [and on your lawn] [before they can come inside]
- Kill [annoying] [damaging] [insects] [pests] and reclaim your lawn [garden] [today!]
- Reclaim your [lawn][backyard][today]
- Don't let insects [bugs} feed on your [lawn][landscape][and][backyard] another day
- Pretreat your [backyard][lawn][outdoor spaces] before [the BBQ][outdoor fun]
- Pretreat your [backyard][lawn][outdoor spaces] against [insert listed pest]
- [Also] for use on [lawns][listed sites]
- Protect your backyard from [nuisance][pests]
- Protect your container garden from [pests][insert listed pest]
- Protect your [roses][flowers] from [damaging][harmful] pests
- Not harmful to grasses
- Won't harm plants or blooms
- Kills listed common backyard [insects][bugs]
- 1 bottle Covers [Treats] up to [16,000] sq. ft. of lawn
- Kills [harmful] [damaging] [insert listed pest]
- Stops damaging insects
- Kills pests by contact
- Visible results
- Kills by contact
- Starts working immediately by contact\*. \*excluding public health pests
- Fast acting for your outdoor weekend [plus 2 months control] \* \*excluding public health pests
- 8 weekends of [pest][insert listed pest][protection][control] \* \*excluding public health pests
- Lasts {up to} [4] [6] [8] weeks [2] [months] \* \*excluding public health pests
- Up to [4] [6] [8] weeks [2] month control [protection]\* \*excluding public health pests
- Protects your [lawn][backyard] for up to [2] months! \* \*excluding public health pests
- One application protects up to [8 weeks][2 months] \* \*excluding public health pests
- One Application [2 month][8 weeks][control][protection] \* \*excluding public health pests
- Kills [insert listed pest from appendix 1]
- Controls [insert listed pest from appendix 1]
- Kills Ants (excluding pharaoh, harvester and carpenter), Roaches, Spiders and Other Home Invading Pests as listed
- Kills [insert listed pest from appendix 1] on contact
- Effective control against [insert listed pest from appendix 1]
- Proven [insert listed pest from appendix 1] killer
- Kills mosquitoes that may transmit West Nile Virus
- Kills mosquitoes that may transmit [the] Zika Virus
- Kills mosquitoes that may transmit the Chikungunya virus
- Kills mosquitoes that may transmit yellow fever
- Kills mosquitoes that may transmit dengue fever

- Kills mosquitoes that may transmit encephalitis
- Kills Fleas that may transmit Flea Allergy Dermatitis (FAD)/ Flea-Bite Anemia/ Tapeworms/ Haemobartonellosis [to cats/dogs]
- Kills Fleas that may transmit Bartonellosis [to cats/dogs/people]
- Kills Fleas that may transmit Mycoplasma to cats
- Kills mosquitoes that may transmit Heart worm [to cats/dogs]
- Kills mosquitoes that may transmit Subcutaneous dirofilariasis [to cats/dogs/people]
- [Satisfaction] [Guaranteed\*] [kill\*] \*or your money back
- Guaranteed results\* \*or your money back
- Guaranteed to work\* \*or your money back
- Trusted Brand since [insert year]
- Established Brand since [insert year]
- Est. [insert year]
- Trusted brand for over XX years
- Formulated and packaged in the USA
- Protects your [lawn/backyard/garden] from bugs/insects [so you [and your kids/pets/dog] can enjoy your/the [outdoors/event/party/barbeque/birthday party/playtime/home/yard]]
- Kills bugs/insects [which destroy lawns, roses, flowers, tree, shrubs, edibles, landscape, backyard] [and/or] [which] [annoy people/kids/pets.]
- People and pets may re-enter the treated area once the product has dried
- People and pets can return to the lawn once product has dried.
- People and pets may enter [treated area][backyard][lawn] after spray has dried.
- Kills [nuisance][annoying] backyard pests, as listed
- Protecting your [backyard][lawn][outdoors] has never been easier
- Protect your family from [insert listed pests][listed nuisance pests]
- Bug Killer
- Insect Killer
- Ready to Spray
- Hate The Bugs. Love The Garden. Get [brand]!
- Got [insert listed pest here]? Get [brand]!
- Shake well before using
- Water based formula
- Bonus Size
- Combo Pack
- Wow (Pack)
- Value size
- Value/Twin pack
- Great value
- Kills [insert listed pest], [insert listed pest], [insert listed pest] and 500 other listed pests
- Kills over 500 listed pests
- Kills 500[plus][+] [insects][pests]
- Economical – use to cover large areas
- Easily covers large areas
- Read the entire label before applying

[If you have a medical emergency, need consultation on diagnosis, therapy and analysis please call (800) 420-9347]

[If you have questions relating to product use or application, please call (866) 945-5033]

[If you have a product spill or transportation emergency call (800) 424-9300]

[For Consumer Refund: TechPac, LLC PO Box 95437 Palatine, IL 60095-0437]

**[Optional Marketing Statements- Applicable to Sub-Label A]**

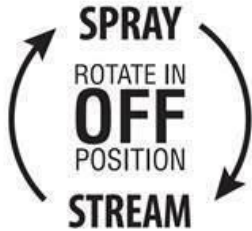
- [Broad Spectrum (Insect Killer) (Insecticide) (Concentrate).]
- [Concentrated Insect Spray.]
- [Makes up to 128 gallons.]
- Concentrate
- [Includes] easy to use measuring cap
- Easy-measure cap

**[Optional Marketing Statements- Applicable to Sub-Label B]**



- No mixing or measuring
- Easy-to-use sprayer
- No [mixing][measuring] required
- Simply connect to hose and spray [for 8 weeks protection] \*. \*excluding public health pests
- [Simply] attach to [garden] hose and [spray] [go]
- Automatically mixes as you spray
- [Connect and Spray (optional for hose-end sprayer).]











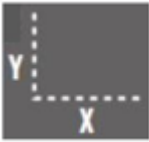


**Optional Images and associated text for applicable RTS Sprayer packaging:**

SPRAY STREAM  
 ROTATE IN OFF POSITION  
 MIX H2O OFF
























**Quick [Reference Table][Facts] {NOTE to Reviewer: Table below is optional}**

<p><b>[Product Facts]</b></p> 	<p>[Insert listed claim(s)]</p>
<p><b>[Where to Use]</b></p>  <p>Crack and crevice use only</p>	<p>Fruit and Vegetable Gardens, Ornamental Plants and Shrubs, Flowers and Ground Covers, Around Home Perimeter, and Lawns</p> <p>[Insert listed claim(s)]</p>

<p><b>[Fruits &amp; Vegetables]</b></p> 	<p>[Insert listed fruits &amp; vegetables] [And other listed fruits and vegetables]</p>
<p><b>Kills</b></p>      <p>GRUBS      MOSQUITOES</p>   <p>SPIDERS      ANTS</p>	<p>[Insert listed pests] [And other listed [pests] [insects] [bugs]] [Insert listed claim(s)]</p>
<p><b>[How Much to Use]</b></p>  	<p>[Mixes automatically as you spray]</p>
<p><b>[Coverage]</b></p>  	<p>[32 oz] [1 quart] [32 oz] [Treats][covers] [up to] [16,000] sq. ft.</p>
	

[Glossary of Icons] {Icons are applicable for both sublabels unless specified}

<p>Concentrate &amp; RTU icon</p>	 <p>{for sub-label A}</p>
-----------------------------------	---

<p>Application Icon</p>	<div style="display: flex; flex-direction: column; align-items: center;"> <div style="display: flex; align-items: center; margin-bottom: 10px;"> <div style="border: 1px solid black; padding: 5px; text-align: center;"> <b>DIAL-STYLE HOSE-END SPRAYERS</b>   </div> <div style="margin-left: 10px;">{sub-label B}</div> </div> <div style="display: flex; align-items: center; margin-bottom: 10px;"> <div style="border: 1px solid black; padding: 5px; text-align: center;"> <b>PUMP-STYLE TANK SPAYERS</b>   </div> <div style="margin-left: 10px;">{sub-label A}</div> </div> <div style="display: flex; gap: 10px;"> <div style="border: 1px solid blue; padding: 5px;"></div> <div style="border: 1px solid gray; padding: 5px;"></div> </div> </div>
<p>Sprayer operation icon</p>	
<p>Product Facts Icon</p>	<div style="display: flex; gap: 10px;"> <div style="border: 1px solid blue; padding: 5px;"><b>PRODUCT FACTS</b> </div> <div style="border: 1px solid gray; padding: 5px;"></div> <div style="border: 1px solid gray; padding: 5px;"></div> <div style="border: 1px solid gray; padding: 5px;"></div> <div style="border: 1px solid blue; padding: 5px;"></div> </div>
<p>Fruit and vegetable Icon</p>	<div style="display: flex; gap: 10px;"> <div style="border: 1px solid blue; padding: 5px;"><b>FRUITS &amp; VEGETABLES</b> </div> <div style="border: 1px solid gray; padding: 5px;"></div> <div style="border: 1px solid gray; padding: 5px;"></div> </div>
<p>How much to use icon</p>	<div style="display: flex; gap: 10px;"> <div style="border: 1px solid blue; padding: 5px;"><b>HOW MUCH TO USE</b> </div> <div style="border: 1px solid blue; padding: 5px;"><b>HOW MUCH TO USE</b> </div> <div style="border: 1px solid gray; padding: 5px;"></div> </div> <p style="text-align: right;">{sub-label A}</p>
<p>Coverage</p>	<div style="display: flex; gap: 10px;"> <div style="border: 1px solid gray; padding: 5px;"></div> <div style="border: 1px solid gray; padding: 5px;"><b>SQ</b>  <b>FT</b></div> <div style="border: 1px solid gray; padding: 5px;"></div> </div>
<p>When to use</p>	<div style="display: flex; gap: 10px;"> <div style="border: 1px solid blue; padding: 5px;"></div> <div style="border: 1px solid gray; padding: 5px;"></div> </div>



<p>Kills Icon</p>	
<p>Where to use Icon</p>	<p>Lawn and Garden Applications</p> <p>Pest directed applications</p>
<p>Phone Icon</p>	
<p>Computer Icon</p>	

## Appendix 1. [Complete] Pest List:

PEST LIST: {NOTE to Reviewer: This pest list is optional}

1. Alfalfa Looper
2. American Plum Borer
3. Ants - Acrobat
4. Ants - Big-headed
5. Ants - Black turf
6. Ants - Citronella
7. Ants - Crazy
8. Ants - Field
9. Ants - Ghost
10. Ants - Lasius
11. Ants - Lawn
12. Ants - Little Black
13. Ants - Thief
14. Ants - White-footed
15. Ants - Allegheny mound
16. Ants - Argentine
17. Ants - Cornfield
18. Ants - Honey
19. Ants - Nuisance
20. Ants - Odorous
21. Ants - Pavement
22. Ants - Pyramid
23. Ants – Southern
24. Angular-winged katydid
25. Aphid
26. Aphids – Buckhorn
27. Aphids – Giant Willow
28. Aphids – Greenbug
29. Aphids – Green Apple
30. Aphids – Pea
31. Aphids - Potato
32. Aphids - Root
33. Aphids - Rose
34. Aphids – Walnut
35. Aphids – Wooly Alder
36. Aphids – Wooly Apple
37. Aphids – Wooly Elm
38. Aphids – Wooly Pear
39. Armyworm
40. Arrow-shaped Micrathena
41. Aster Leafhopper
42. Azalea caterpillar
43. Bagworms
44. Bean Leaf Beetle
45. Beet Armyworm
46. Black turfgrass Ataenius (adult)
47. Boxelder bugs
48. Broadmites
49. Brown softscale
50. Budworms
51. Cabbage Looper

52. Cabbage Webworm
53. California Katydid
54. California Oakworm
55. California redbscale (crawler)
56. Cankerworms
57. Celery looper
58. Centipedes
59. Cereal Leaf Beetle
60. Chinch Bug
61. Chinch Bug – Hairy
62. Chinch Bug – Southern
63. Chinch Bug - False
64. Cicadas
65. Clover Mite
66. Colorado Potato Beetle
67. Corn Earworm
68. Corn Leaf Aphid
69. Corn Rootworms
70. Corn Rootworms – Northern Larvae
71. Corn Rootworms – Southern Larvae
72. Corn Rootworms – Western Larvae
73. Corn Rootworms – Mexican Larvae
74. Corn Silkfly (Adult)
75. Crickets
76. Crickets - Arizona
77. Crickets – Black horned Tree
78. Crickets – California Tree
79. Crickets - Common short-tailed
80. Crickets - Eastern striped
81. Crickets - Fall field
82. Crickets - House
83. Crickets - Indies short-tailed
84. Crickets - Mormon
85. Crickets - Northern wood
86. Crickets - Sand field
87. Crickets – Snowy Tree
88. Crickets - Southeastern field
89. Crickets - Southern wood
90. Crickets - Spring field
91. Crickets – Spotted Camel
92. Crickets - Texas field
93. Crickets - Tropical
94. Crickets - Variable field
95. Crickets - Vocal field
96. Crickets - Western striped
97. Cutworms
98. Cutworms - Army
99. Cutworms - Black
100. Cutworms - Bronzed
101. Cutworms - Clover
102. Cutworms - Granulate
103. Cutworms - Greasy
104. Cutworms - Green
105. Cutworms - Spotted
106. Cutworms - Variegated
107. Cutworms – Western Bean

108. Dung beetle
109. Earwigs
110. Eastern tent caterpillar
111. Elm leaf beetles
112. English Grain Aphid
113. European Corn Borer
114. European crane flies
115. Fall Armyworm
116. Fall webworm
117. Flea beetles
118. Flea beetles – Cabbage
119. Flea beetles – Corn
120. Flea beetles – Grape
121. Flea beetles – Pale striped
122. Flea beetles – Potato
123. Flea beetles – Redheaded
124. Flea beetles – Strawberry
125. Flea beetles - Tobacco
126. Flower Thrips
127. Forest tent caterpillar
128. Gladiator Katydid
129. Grand Western Cicada
130. Grasshopper
131. Grasshopper – Alutacea Bird
132. Grasshopper – American Bird
133. Grasshopper – Aztec Pygmy
134. Grasshopper – Banded Range
135. Grasshopper – Carolina
136. Grasshopper – Creosote Bush
137. Grasshopper – Differential
138. Grasshopper – Dragon Lubber
139. Grasshopper – Great crested
140. Grasshopper – Green valley
141. Grasshopper – Horse Lubber
142. Grasshopper - Lubber
143. Grasshopper – Painted
144. Grasshopper – Pallid-winged
145. Grasshopper – Panther Spotted
146. Grasshopper – Pygmy
147. Grasshopper – Red legged
148. Grasshopper – Southeastern Lubber
149. Grasshopper – Spur-throated
150. Grasshopper – Three banded
151. Grasshopper - Toothpick
152. Grasshopper – Two striped
153. Green Bug
154. Green Cloverworm
155. Hop Vine Borer
156. Hornworm
157. Hyperodes weevils (adult)
158. Imported Cabbageworm
159. Japanese Beetle (Adult)
160. June beetles (Adults)
161. Katydid – Fork tailed Bush
162. Katydid – Keeled Shield-back
163. Katydid – Mescalero Shield-back

164. Katydid – Oblong-winged
165. Katydid – Short-legged Shield back
166. Katydid – True (Northern)
167. Kudzu Bugs
168. Lace bugs
169. Ladybeetles
170. Ladybeetles - Asian
171. Ladybeetles - Convergent
172. Ladybeetles - Seven-spotted
173. Ladybeetles - Thirteen-spotted
174. Ladybeetles - Twice-stabbed
175. Ladybeetles - Two-spotted
176. Lawn moths (sod webworms)
177. Leaf feeding caterpillars
178. Leaf rollers
179. Leaf skeletonizers
180. Leafhoppers
181. Leafhoppers - Aster
182. Leafhoppers - Bluntnosed
183. Leafhoppers – Corn Blotch
184. Leafhoppers - Eastern Grape
185. Leafhoppers - Elm
186. Leafhoppers - Mountain
187. Leafhoppers - Potato
188. Leafhoppers - Redbanded
189. Leafhoppers - Rice
190. Leafhoppers - Rose
191. Leafhoppers - Sharpnosed
192. Leafhoppers - Six-spotted
193. Leafhoppers - Southern Garden
194. Leafhoppers - Variegated
195. Leafhoppers - Variegated larvae
196. Leafhoppers - Virginia creeper
197. Leafhoppers - Western grape
198. Leafhoppers - Whitebanded elm
199. Leafminer (Adult)
200. Leafminers (Adults) - Alder
201. Leafminers (Adults) - Boxwood
202. Leafminers (Adults) - Corn blotch
203. Leafminers (Adults) - Holly
204. Leafminers (Adults) - Oak
205. Leafminers (Adults) - Spruce needle
206. Leafminers (Adults) - Tentiform
207. Leafminers (Adults) - Vegetable
208. Leafrollers - Oblique banded
209. Leafrollers - Red-banded
210. Leafrollers - Variegated
211. Lesser Peach Tree Borer
212. Lygus Bug
213. Meadow Spittlebug
214. Mealybugs
215. Mealybugs – Citrus
216. Mealybugs – Comstock
217. Mealybugs – Grape (crawlers)
218. Mealybugs – Hawthorne
219. Mealybugs – Longtailed

220. Mealybugs – Madiera
221. Mealybugs - Maple
222. Mealybugs - Obscure
223. Mexican Corn Rootworm Beetle (Adult)
224. Midges
225. Millipedes
226. Millipedes - Almond
227. Millipedes – Flat
228. Millipedes – Florida
229. Millipedes – North American
230. Millipedes - Soft
231. Mites - Banks grass
232. Mites – Broad
233. Mites - carmine
234. Mites - European
235. Mites - Grain
236. Mites - Pacific
237. Mites – Pecan Leaf Scorch
238. Mites – Pecan Scorch
239. Mites - Russet
240. Mites - Spruce
241. Mites – Spider
242. Mites – Two-Spotted Spider
243. Mole crickets (nymphs and young adults)
244. Mole crickets – Northern
245. Mole crickets – Short-winged
246. Mole crickets – Southern
247. Mold crickets - Tawny
248. Moths
249. Moths – Abrupt Epiblema
250. Moths – Alligator Weed Stem Borer
251. Moths - Arch
252. Moths - Artichoke plume
253. Moths – Aster-head Phaneta
254. Moths – Bald Cypress Coneworm
255. Moths – Banded Sunflower
256. Moths – Bidens Borer
257. Moths – Black Dash Epinotia
258. Moths – Black-Blotched Bactra
259. Moths – Black Bordered Lemon
260. Moths – Black-headed Birch Leafroller
261. Moths – Bougainvillea Caterpillar
262. Moths – Broad-patch Carolella
263. Moths – Buff-tipped Phaneta
264. Moths – Cactus
265. Moths – Carmine Snout
266. Moths – Catkinworm
267. Moths – Clover Hayworm
268. Moths – Codling
269. Moths – Constricted Sonia
270. Moths – Corn Earworm
271. Moths – Crescent-Winged Caudellia
272. Moths – Dagger
273. Moths – Dame's Rocket
274. Moths – Darker Moodna
275. Moths – Delightful Bird Dropping

276. Moths – Diamondback
277. Moths – Dotted Ecdytolopa
278. Moths – Eublemmine
279. Moths – Evergreen Coneworm
280. Moths – Exposed Bird Cropping
281. Moths – Eye-spotted
282. Moths – Filbertworm
283. Moths – Fingered Dagger
284. Moths – Four-spotted Bird-Dropping
285. Moths – Fruit-tree Leafroller
286. Moths – Fruitworm
287. Moths – Goldenrod Gall Moth
288. Moths – Grape Berry
289. Moths – Grape leaffolder
290. Moths – Gray Dagger
291. Moths – Gray Half Spot
292. Moths – Green Leuconycta
293. Moths - Gypsy
294. Moths – Half Yellow
295. Moths – Hickory Leafroller
296. Moths – Hickory Shuckworm
297. Moths – Hyphenines
298. Moths – Hyphenodine
299. Moths – Iris Borer
300. Moths – Jack Pine Budworm
301. Moths – Kimball's Leafroller
302. Moths – Labyrinth
303. Moths – Lacuna
304. Moths – Lantana Leaf-tier
305. Moths – Lantana
306. Moths – Lesser Loblotty Pineconeworm
307. Moths – Locust Leafroller
308. Moths – Locust Twig Borer
309. Moths – Macrame
310. Moths – Maple Bud Borer
311. Moths – Maple Tip Borer
312. Moths – Maple Webworm
313. Moths – Maple Basswood Leafroller
314. Moths – Marbled-Green Leuconycta
315. Moths – Nantucket Pine Tip
316. Moths – Oak Leafroller
317. Moths – Oak Leaf-tier
318. Moths – Oriental
319. Moths – Pale Glyph
320. Moths – Palm Bud
321. Moths – Pecan Bud
322. Moths – Pine Tube
323. Moths – Sallow
324. Moths – Sculptured
325. Moths – Sunflower
326. Moths – Sunflower Bud
327. Moths – Tip
328. Moths -Verbena
329. Moths - Waterlily
330. Moths – Wedgling
331. Moths – Yellow Headed Cutworm

332. Moths - Zimmerman pine
333. Northern Corn Rootworm Beetle (Adult)
334. Oleander moth larvae
335. Onion Maggot (Adult)
336. Onion Thrips
337. Palmetto bugs
338. Peach Tree Borer
339. Peach Twig Borer
340. Pillbug
341. Pine sawfly
342. Pine shoot beetles
343. Pinetip moths
344. Root weevil
345. Saltmarsh Caterpillar
346. Sap Beetle (Adult)
347. Sawflies
348. Sawflies – European
349. Sawflies – European Pine
350. Sawflies – Redheaded
351. Sawflies – Redheaded Pine
352. Scale insects (crawlers)
353. Scales – Beech
354. Scales – Black
355. Scales - Calico
356. Scales – California Red
357. Scales – Cottony Cushion
358. Scales – Cottony Maple
359. Scales – European Elm
360. Scales – Euonymous
361. Scales – Fletcher
362. Scales - Hemispherical
363. Scales - Magnolia
364. Scales – Pine needle/Crawlers
365. Scales – San Jose
366. Scales – Brown Soft
367. Seedcorn Maggot (Adult)
368. Southern Armyworm
369. Southern Cabbageworm
370. Southern Corn Rootworm Beetle (Adult)
371. Southwestern Corn Borer
372. Sowbugs
373. Soybean looper
374. Spiders – American House
375. Spiders – Ant mimic
376. Spiders – Barn
377. Spiders – Black and Yellow Argiope
378. Spiders – Bola
379. Spiders – Branch yip
380. Spiders – Brown Daddy Long Legs
381. Spiders – Brownish Grey Fishing
382. Spiders – Burrowing Wolf
383. Spiders – California Trapdoor
384. Spiders – Carolina Wolf
385. Spiders – Crablike Spiny Orb Weaver
386. Spiders – Daddy Long Legs
387. Spiders – Daring Jumping



388. Spiders – Desert Loxosceles
389. Spiders – Desert Tarantula
390. Spiders – Dimorphic Jumping Spider
391. Spiders – Eastern Daddy Long Legs
392. Spiders – Elegant Crab
393. Spiders – Elongate Long- Jawed Orb Weavers
394. Spiders – Forest Wolf
395. Spiders – Garden (Cross)
396. Spiders – Golden Huntsman
397. Spiders – Goldenrod
398. Spiders – Golden-silk (Calico)
399. Spiders – Grass
400. Spiders – Green Lynx
401. Spiders – Green Lyssomanes
402. Spiders - Hammock
403. Spiders – Huntsman
404. Spiders – Inconspicuous Crab
405. Spiders – Jumping
406. Spiders – Jumping Lynx
407. Spiders – Long-jawed Orb Weaver
408. Spiders – Mabel Orchard
409. Spiders – Marbled Orb Weaver
410. Spiders – Metaphid Jumping
411. Spiders – Nursery Web
412. Spiders – Orb Weavers
413. Spiders – Rabid Wolf
414. Spiders – Red spotted Crab
415. Spiders – Selenopid Crab
416. Spiders – Shamrock
417. Spiders – Silver Argiope
418. Spiders – Six Spotted Fishing
419. Spiders – Six Spotted Orb Weaver
420. Spiders – Spitting
421. Spiders -Thin legged Wolf Spider
422. Spiders – Thrice banded Crab
423. Spiders – Turret
424. Spiders – Venusta Orchard
425. Spiders - Wandering
426. Squash Stalk Borer
427. Squash Vine Borer
428. Spittlebugs
429. Stalk Borer
430. Stink Bug
431. Stink Bug – Green
432. Stink Bug – Two spotted
433. Striped beetles
434. Striped oakworm
  
435. Tarnished Plant Bug
436. Thrips
437. Thrips-Grape Thrips
438. Thrips-Grass Thrips
439. Thrips-Greenhouse Thrips
440. Thrips-Introduced Basswood Thrips
441. Thrips-Iris Thrips
442. Thrips-Lily Bulb Thrips

443. Thrips-Melon Thrips
444. Thrips-Mullein Thrips
445. Thrips-Pear Thrips
446. Thrips-Privet Thrips
447. Thrips-Redbanded Thrips
448. Thrips-Tobacco Thrips
449. Tobacco Budworm
450. Tomato Fruitworm
451. Tomato Pinworm
452. True Armyworm
453. Tussock moth larvae
454. Waterbugs
455. Weevils - Alfalfa
456. Weevils – Arborvitae
457. Weevils – Asiatic Oak
458. Weevils – Black Vine
459. Weevils – Blue Grass
460. Weevils – Blue Green Citrus Root
461. Weevils – Carrot
462. Weevils – Cow Pea Curculio
463. Weevils – Cranberry
464. Weevils -Curcuilo
465. Weevils – Diaprepes Root
466. Weevils - Granary
467. Weevils – Northern Pine
468. Weevils – Obscure Root
469. Weevils – Orchard
470. Weevils – Orchid
471. Weevils – Pea
472. Weevils – Pea Leaf
473. Weevils – Pecan
474. Weevils – Pepper
475. Weevils – Pine Shoot
476. Weevils – Plum Curculio
477. Weevils – Southern Blue Green Citrus Root
478. Weevils – Strawberry Root
479. Weevils – Sunflower headclipping
480. Weevils – Sunflower seed
481. Weevils – Sunflower stem
482. Weevils – Sweet Potato
483. Weevils – Twobanded Japanese
484. Weevils – Vegetable
485. Weevils – Woods
486. Weevils – Yellow poplar
487. Western Bean Cutworm
488. Western Corn Rootworm Beetle (Adult)
489. Western Flower Thrips
490. White grubs – Aphodius spp. grubs
491. White grubs – Asiatic garden beetle grubs
492. White grubs – Black Dung Beetle grubs
493. White grubs - Black turfgrass Ataenius grubs
494. White grubs – Brown dung beetle grubs
495. White grubs - European chafer
496. White grubs – Green June Beetle grubs
497. White grubs – June Beetle grubs
498. White grubs – May Beetle grubs

- 499. White grubs – Night Flying Dung Beetle grubs
- 500. White grubs – Northern Masked Chafer grubs
- 501. White grubs – Oriental beetle grubs
- 502. White grubs - Southern chafer
- 503. White grubs - Japanese beetle
- 504. Whitefly
- 505. Yellow-striped Armyworm