

58883-195

03/29/2011

1/10



UNITED STATES ENVIRONMENTAL PROTECTION AGENCY  
WASHINGTON, D.C. 20460

OFFICE OF  
CHEMICAL SAFETY  
AND POLLUTION PREVENTION

Ms. Ann Turnbough  
Control Solutions, Inc.  
5903 Genoa-Red Bluff  
Pasadena, TX 77507-1041

MAR 29 2011

Dear Ms. Turnbough:

The Agency is in receipt of your application for Pesticide Notification under Pesticide Registration Notice (PRN) 98-10 dated August 30, 2010 for the product Lambda LP Soil & Turf Insecticide Killer Granules. The Registration Division (RD) has conducted a review of the request for its applicability under PRN 98-10 and finds that the action(s) requested fall within the scope of PRN 98-10. The Confidential Statement of Formulas (CSF) and/or label submitted with the application has been stamped "Notification" and will be placed in our records.

If you have any questions, please contact Melody Banks on 703 305-5413.

Sincerely,

A handwritten signature in black ink, appearing to read "Richard Gebken".

Richard Gebken  
Product Manager  
Insecticide Branch  
Registration Division (7504P)

Please read instructions on reverse before completing form.

Form Approved. EPA No. 2070-0060. Approval expires 2-28-95



United States  
Environmental Protection Agency  
Washington, DC 20460

<input type="checkbox"/>	Registration
<input type="checkbox"/>	Amendment
<input checked="" type="checkbox"/>	Other

OPP Identifier Number

### Application for Pesticide - Section I

1. Company/Product Number 53883 - 195	2. EPA Product Manager Kimberly Nesci	3. Proposed Classification <input type="checkbox"/> None <input type="checkbox"/> Restricted
4. Company/Product (Name) Lambda LP Soil & Turf Insecticide Killer Granules	PM# 13	
5. Name and Address of Applicant (Include ZIP Code) Control Solutions, Inc. 5903 Genoa-Red Bluff Pasadena, TX 77507-1041 <input type="checkbox"/> Check if this is a new address	6. Expedited Review. In accordance with FIFRA Section 3(c)(3) (b)(i), my product is similar or identical in composition and labeling to: EPA Reg. No. _____ Product Name _____	

### Section - II

<input type="checkbox"/> Amendment - Explain below.	<input type="checkbox"/> Final printed labels in response to Agency letter dated _____
<input type="checkbox"/> Resubmission in response to Agency letter dated _____	<input type="checkbox"/> "Me Too" Application.
<input checked="" type="checkbox"/> Notification - Explain below.	<input type="checkbox"/> Other - Explain below.

**Explanation:** Use additional page(s) if necessary. (For section I and Section II.)

Notification to Reinsert Shaker bag language/ Directions for Use/ optional marketing statement. All language was accepted by EPA previously but the label has been revised and sections were removed. This notification is consistent with the provisions of PR Notice 98-10 and EPA regulations at 40 CFR 152.46, and no other changes have been made to the labeling or the confidential statement of formula of this product. I understand that it is a violation of 18 USC Sec. 1001 to willfully make any false statement to EPA. I further understand that if this notification is not consistent with the terms of PR Notice 98-10 and 40 CFR 152.46, this product may be in violation of FIFRA and I may be subject to enforcement action and penalties under sections 12 and 14 of FIFRA.

### Section - III

1. Material This Product Will Be Packaged In:				2. Type of Container	
Child-Resistant Packaging <input type="checkbox"/> Yes <input type="checkbox"/> No	Unit Packaging <input type="checkbox"/> Yes <input type="checkbox"/> No	Water Soluble Packaging <input type="checkbox"/> Yes <input type="checkbox"/> No	* Certification must be submitted	<input type="checkbox"/> Metal	<input type="checkbox"/> Plastic <input type="checkbox"/> Glass <input type="checkbox"/> Paper Other (Specify) _____
If "Yes" Unit Packaging wgt.	No. per container	If "Yes" Package wgt		No. per container	
3. Location of Net Contents Information <input type="checkbox"/> Label <input type="checkbox"/> Container		4. Size(s) Retail Container	5. Location of Label Directions <input type="checkbox"/> on label		
6. Manner in Which Label is Affixed to Product <input type="checkbox"/> Lithograph <input type="checkbox"/> Paper glued <input type="checkbox"/> Stenciled				<input type="checkbox"/> Other _____	

### Section - IV

1. Contact Point (Complete items directly below for identification of individual to be contacted, if necessary, to process this application.)		
Name Anne Turnbough	Title Manager, Regulatory Affairs	Telephone No. (Include Area Code) 810-242-5562
<b>Certification</b> I certify that the statements I have made on this form and all attachments thereto are true, accurate and complete. I acknowledge that any knowingly false or misleading statement may be punishable by fine or imprisonment both under applicable law.		6. Date Application Received (Stamped)
2. Signature 	3. Title Manager, Regulatory Affairs	
4. Typed Name Anne Turnbough	5. Date 8-30-10	



August 30, 2010

Document Processing Desk (Notif)  
Office of Pesticide Programs(7504P)  
U.S. Environmental Protection Agency  
Room S-4900, One Potomac Yard  
2777 S. Crystal Drive  
Arlington, VA 22202-4501

**Re: Notification to Reinsert Directions for Use statements and Optional Marketing Language.  
(EPA Reg. No. 53883- 195 Lambda LP Soil & Turf Insect Killer Granules)**

Dear Sir or Madam:

Enclosed is a notification for Lambda LP Soil & Turf Insect Killer Granules. We are notifying the Agency of the following label change:

- On previous revisions of this label – Directions for Shaker bag language was removed ( more customer friendly step by step directions) and the optional marketing statement specific to home application uses only " For Outdoor Use around the home only"

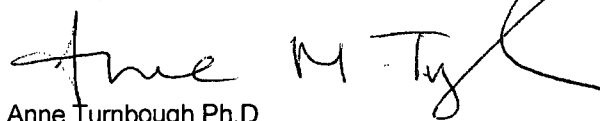
The above mentioned changes are highlighted within the label.

Included with this registration package, please find the following items:

1. Application for Pesticide Registration (EPA Form 8570-1)
2. Copy of highlighted label

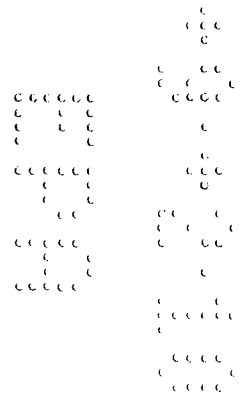
If you have any questions or need additional information, please feel free to contact me.

Sincerely,



Anne Turnbough Ph.D.

Manager, Regulatory Affairs



### Lambda LP Soil & Turf Insect Killer Granules

[alt. name: Cyonara LP Lawn & Perimeter Insect Control Granules]

**For Use around buildings and structures for the control of listed pests, including on lawns, around ornamental trees and shrubs, around residential, institutional, public, commercial, agricultural and industrial buildings; and parks, recreational areas, and athletic fields.**

[Optional Marketing Statements -

- 10 pounds treats up to 5,000 sq. ft.
- Kills in 24 hours
- Kills [Controls] many types of insects, including ants, fleas, chinch bugs & grubs
- Broadcast with spreader
- Resealable Bag
- For Perimeter Treatment Around Your House Foundation
- Kills Ants, Cockroaches, Fleas, Ticks and other listed insects
- Convenient Shaker Bag
- No Spreader
- Controls Chinch Bugs, Ticks, and Fleas
- Use on lawns and as a perimeter treatment around your house foundation
- ~~For outdoor use around the home only~~

**Active Ingredient:**

Lambda-cyhalothrin ..... 0.04%

**Other Ingredients:** ..... 99.96%

Total ..... 100.00%

Net Weight \_\_\_\_\_

## KEEP OUT OF REACH OF CHILDREN CAUTION/PRECAUTION

Si usted no entiende la etiqueta, busque a alguien para que se la explique a usted en detalle. (If you do not understand this label, find someone to explain it to you in detail.)

See additional Precautionary Statements and Directions for Use on side/back panel.

### FIRST AID

Have the product container or label with you when calling a poison control center or doctor, or going for treatment. You may also contact SafetyCall® International for emergency medical treatment at (866) 897-8050.

<b>If swallowed:</b>	<ul style="list-style-type: none"> <li>• Call a Poison Control Center or doctor immediately for treatment advice.</li> <li>• Have person sip a glass of water if able to swallow.</li> <li>• Do not induce vomiting unless told to do so by a Poison Control Center or doctor.</li> <li>• Do not give anything by mouth to an unconscious person.</li> </ul>
<b>If in eyes:</b>	<ul style="list-style-type: none"> <li>• Hold eye open and rinse slowly and gently with water for 15-20 minutes.</li> <li>• Remove contact lenses, if present, after the first 5 minutes, then continue rinsing eye.</li> <li>• Call a Poison Control Center or doctor for treatment advice.</li> </ul>

**PRECAUTIONARY STATEMENTS  
HAZARDS TO HUMANS AND DOMESTIC ANIMALS**

**CAUTION** - Harmful if swallowed. Causes moderate eye irritation. Avoid contact with eyes or clothing. Wash thoroughly with soap and water after handling and before eating, drinking, chewing gum, using tobacco or using the toilet. Food utensils such as spoons or measuring cups must not be used for food purposes after use in measuring pesticides.

**ENVIRONMENTAL HAZARDS**

This product is highly toxic to fish and aquatic organisms. To protect the environment, do not allow pesticide to enter or run off into storm drains, drainage ditches, gutters or surface waters. Applying this product in calm weather when rain is not predicted for the next 24 hours will help to ensure that wind and rain does not blow or wash pesticide off the treatment area. Sweeping any product that lands on a driveway, sidewalk, or street, back onto the treated area of the lawn or garden will help to prevent run off to water bodies or drainage systems.

**READ ENTIRE LABEL BEFORE USE**

**DIRECTIONS FOR USE**

It is a violation of Federal law to use this product in a manner inconsistent with its labeling.

**Keep children and pets off treated area until product has been watered in and lawn is dry.**

**Restrictions:**

- Apply this product directly to the lawn or garden area. Water treated area as directed on this label. Do not water to the point of run off.
- Do not make applications during rain.
- Application is prohibited directly into sewers or drains, or to any area like a gutter where drainage to sewers, storm drains, water bodies, or aquatic habitat can occur. Do not allow the product to enter any drain during or after application.
- Do not apply this product to edible growing crops or stored raw agricultural commodities used for food or feed.
- Do not allow applications to contact water inhabited by fish, such as in ornamental fish ponds that are located around structures being treated.
- Do not apply this product by aerial application.
- Use of this pesticide adjacent to water may affect aquatic organisms. To protect these organisms, do not apply this pesticide within 25 ft. of lakes, reservoirs, rivers, permanent streams, marches or natural ponds, estuaries, and commercial fish farm ponds.
- In New York State, this product may not be applied within 100 feet of a coastal marsh, or stream that drains directly into a coastal marsh.
- Observe all restrictions and precautions which appear on the labels of these products.
- Do not apply more than 0.36 lbs. of the a.i. (800 pounds of Lambda LP) per acre per year.

**IMPORTANT:** Not for use on plants being grown for sale or other commercial use, or for commercial seed production, or for research purposes. For use on plants intended for aesthetic purposes or climatic modification and being grown in outdoor ornamental gardens or parks, or on lawns or grounds.

**GENERAL INFORMATION**

*[Optional: Use following bracketed text and SPECIFIC USE INSTRUCTIONS for use with Shaker bag]*  
**[For use outdoors on lawns and as a barrier band treatment around house foundation.**  
**Kills ants (including Fire Ants), armyworms (Fall and Yellow-striped), billbugs, chinch bugs, crickets, cutworms, earwigs, European crane flies, fleas, grubs, roaches (German and American), soil webworms, ticks and other insect pests listed in the tables below.]**

To use this product follow these 2 easy steps - (1) Determine the size of the job and measure the area to be treated. (2) Treat as directed in rate chart. Complete coverage is important. Water in granules immediately following application.

**LAWN AND PERIMETER PEST CONTROL**


Lambda LP insecticide may be used for applications to outdoor areas where turf and ornamental ground covers are grown such as residential landscaped areas and non residential landscapes around institutional, public, commercial and institutional buildings, parks, recreational areas, and athletic fields. Broadcast Lambda LP Insecticide with suitable application equipment to ensure uniform coverage over the treatment area. The application rates listed in the **Lawn and Perimeter Use Rate** table will provide excellent control of the respective pests under typical conditions.

**NOTE:**

- Use higher rate for longer length of control.
- Watering (irrigation or rainfall) following application will dissolve the granules and release the insecticide.
- Make no more than 6 general applications per year. More frequent treatments should be limited to spot treatments.
- Uniform coverage is necessary to provide the most effective level of control.
- Consult your state university or local Cooperative Extension Service office for specific pest control application timing in your area.
- Application to turf should be started prior to the establishment of high insect pest populations and significant turf damage. Make reapplications as necessary to keep pest populations under control, using higher rates as pest pressure increases.

**Recommended Application Rates for Lawn and Perimeter Use Rate**

	PEST	A.I. lb per acre	Lambda LP Rate Per 1000 ft2	Lambda LP Rate Per Acre
<b>Band Treatment Around Foundation</b>	Ants Beetles Crickets Earwigs Firebrats Millipedes Mites Silverfish Sowbugs	0.04-0.06	2 - 3 lbs.	88 - 131 lbs.



<b>Overall Lawn Application</b>	Ants Armyworms Centipedes Crickets Cutworms Earwigs Grasshoppers Green June Beetles Japanese Beetle (Adult) Leafhoppers Millipedes Mites Pillbugs Sod webworms Spider Mites (Twospotted, Spruce) Spittlebugs Springtails and Ticks (including Ticks which may transmit Lyme Disease)	0.04-0.06	2 - 3 lbs.	88 - 131 lbs.
<b>Overall Lawn Application</b>	Billbugs Chinch Bugs Dung beetles* Green June beetle grubs* Hyperodes weevils Japanese beetle grubs* Mole Crickets	0.06-0.078	3 - 4 lbs	131 - 176 lbs.
<b>Spot Treatment</b>	Ants		Apply 1-2 teaspoons around each ant hill.	
	Fire Ants		Mound Treatment: Apply ½ cup over, and 2 ft. around each fire ant mound.	

\* Suppression only.

**SPECIFIC USE INSTRUCTIONS**

**Treatment Around Foundations**

Around house foundation to control pests normally found around or near foundations of houses, as well as in lawns, and certain of these pests that may enter houses.

Pests	Use Rate	Use Instructions
Ants (Argentine, Southern, Field, Allegheny Mound, Florida Carpenter, Black Carpenter, Cornfield, Honey, Pavement, Red Imported Fire Ant, Nuisance), Fleas Roaches (German and American), Palmetto bugs Waterbugs Millipedes Mites	Apply at the rate of 2 lb to 3 lb per 1,000 sq. ft. (an area 5' x 200') oz. or 3.2 oz. to 4.8 oz. per 100 sq. ft. (10' x 10').	Apply a 3 to 10 foot band of granules next to the house foundation and completely distribute the granules. Water lightly immediately following application.  Treat when insects first appear or when you notice lawn damage.  For best results, leaf litter and debris should be removed from the foundation area. Branches and vegetation that touch the foundation should be cut back. Other potential pest harborage sites, such as deep mulch, should be raked.

Silverfish Sowbugs (Pillbugs) Crickets Earwigs		away before application.
---	--	--------------------------

**Overall Lawn Application**

Pests	Use Rate	Use Instructions
Ants (Argentine, Southern, Field, Allegheny Mound, Florida Carpenter, Black Carpenter, Cornfield, Honey, Pavement, Red Imported Fire Ant, Nuisance) Armyworms (Fall & Yellow-striped) Centipedes European Crane Flies Crickets Cutworms Earwigs Fleas Lawn moths (sod webworms) Grasshoppers Japanese beetle (adults) Pillbugs Spittle bugs Mites Green June Beetles Leafhoppers Millipedes Springtails and Ticks (including Ticks which may transmit Lyme Disease)	Apply at the rate of 2 lb to 3 lb per 1,000 sq. ft. (an area 20' x 50') or 3.2 oz. to 4.8 oz. per 100 sq. ft. (10' x 10').	Apply with a fertilizer spreader (see spreader setting chart). Apply when grass is dry and water the lawn lightly immediately following application.  Treat when insects first appear or when you notice lawn damage.
Billbugs Grubs (Japanese beetle grubs, Green June Beetle Grubs) <i>Ataenus spretulus</i> (dung beetles) Hyperodes Weevils Mole Crickets Chinch bugs	Apply 3 lb. per 1,000 sq. ft. of lawn.	Water grass completely immediately following application.  Treat when insects first appear or when you notice lawn damage.  For <b>hyperodes weevils</b> , apply in April-May.  For <b>billbug control</b> , apply in May when activity is first observed or when chewed or brown grass indicates damage from these insects.  For <b>grub control</b> , except on dung beetle, treat any time between late July and early October.  For <b>dung beetle grub control</b> , apply in early spring or early summer (March-July) when damage is first noticed. Immediately following application, completely water grass with $\frac{1}{4}$ to $\frac{1}{2}$ inch of water. If a second generation occurs, treat again in late summer or early fall.  For <b>chinch bug control</b> apply at higher rates during the summer when both nymphs and adults may be present.  For <b>mole crickets</b> apply in the early spring for control of adults when actively invading grass areas. If the soil is dry, water before application



		to bring mole crickets closer to the surface and in contact with the granules. Apply late in the day and water in following application. For control of early nymphal stages, apply at the time of peak egg hatch. As the nymphs mature, higher rates may be necessary.
--	--	---

**Spot Treatment**

Pests	Use Rate	Use Instructions
Ants (Argentine, Southern, Field, Allegheny Mound, Florida Carpenter, Black Carpenter, Cornfield, Honey, Pavement, Red Imported Fire Ant, Nuisance)	Mound Treatment: Apply 1-2 teaspoons over and around each ant hill.	Water lightly immediately following application.  <b>NOTE:</b> Use both broadcast and spot treatment for difficult to large ant infestations. If soil is dry, water lightly before application to bring the ants closer to the surface for better control.
Fire Ants	Mound Treatment: Apply ½ cup over, and 2 ft. around, each fire ant mound.	Immediately following application, water in completely. Apply a minimum of 1 gallon of water to each mound area. To prevent the disturbance of ants, water gently. Use of high pressure watering equipment may disturb the ants and cause migration, reducing product effectiveness. <b>NOTE:</b> For best results, apply in cool weather, 65°-80° F, or in early morning or late evening hours. Treat new mounds as they appear. Fast acting. Works within 24 hours.

**Spreader Settings for Lawn Application**

[INSERT SPREADER SETTING CHART]

NOTE: The spreader settings stated are approximate. Precisely weigh a few pounds into your spreader and apply to a measured area. To assure correct rate of application, adjust spreader settings if needed.

**STORAGE AND DISPOSAL**

Do not contaminate water, food or feed by storage or disposal.  
**Pesticide Storage:** Store in a cool, dry area which is inaccessible to children and pets. Reclose container tightly after each use.  
**Pesticide Disposal:** Wastes resulting from the use of this product must be disposed of on site or at an approved waste disposal facility.  
**Container Disposal:** Nonrefillable container. Do not reuse or refill this container. Completely empty container into application equipment. Then offer for recycling if available, or dispose of empty bag in a sanitary landfill or by incineration, or, if allowed by state and local authorities, by burning. If burned, stay out of smoke.  
**Spills:** If the container is leaking or material is spilled, carefully sweep up spilled product and wash exposed area. In spill or leak incidents, keep unauthorized people away.

**WARRANTY STATEMENT**

CONTROL SOLUTIONS, INC. warrants that this product conforms to the chemical description on the label and is reasonably fit for purposes stated in the Directions for Use when used in accordance with

