

53883-184

1/15/2013

1/13



UNITED STATES ENVIRONMENTAL PROTECTION AGENCY
WASHINGTON, DC 20460

OFFICE OF
CHEMICAL SAFETY AND
POLLUTION PREVENTION

Ann Turnbough
Director, Regulatory Affairs
Control Solutions, Inc.
5903 Genoa-Red Bluff
Pasadena, TX 77507-1041

JAN 15 2013

Subject: Addition of alternate brand name
Product Name: PPZ 1.55 Fungicide
EPA Reg. No.: 53883-184
Your submission: Notification dated January 3, 2013
OPP Decision Number: 473789

Dear Ms Turnbough:

The Agency is in receipt of your Application for Pesticide Notification under Pesticide Registration Notice (PRN) 98-10. The Registration Division (RD) has conducted a review of this request for its applicability under PRN 98-10 and finds that the action(s) requested fall within the scope of PRN 98-10.

The Agency acknowledges your request for the alternate brand name "Systemic Fungicide RTS".

The label submitted with the application has been stamped "Notification" and will be placed in our records.

If you have any questions, please contact Robert Westin by phone at (703) 305-5721 or via email at westin.robert@epa.gov.

Sincerely,

A handwritten signature in black ink that reads "William Cutchin".

William Cutchin
Acting Product Manager (20)
Fungicide Branch
Registration Division (7504P)

2/13



United States
Environmental Protection Agency
 1200 Pennsylvania Avenue, N.W.
 Washington, DC 20460-0001

- Registration
- Amendment
- Other

OPP Identifier Number

Application for Pesticide – Section I

1. Company/Product Number Control Solutions, Inc. / 53883-184	2. EPA Product Manager Shaja Joyner	3. Proposed Classification <input type="checkbox"/> None <input type="checkbox"/> Restricted
4. Company/ Product (Name) Control Solutions, Inc. / PPZ 1.55 Fungicide	PM # 20	
5. Name and Address of Applicant (Include ZIP Code) Control Solutions, Inc. 5903 Genoa-Red Bluff Pasadena, TX 77507-1041		6. Expedited Review. In accordance with FIFRA Section 3(c)(3)(b)(i) my product is similar or identical in composition and labeling to: EPA Reg. No. Product Name

Check if this is a new address

Section – II

<input type="checkbox"/> Amendment – Explain below. <input type="checkbox"/> Resubmission in response to Agency letter dated _____ <input checked="" type="checkbox"/> Notification – Explain below.	<input type="checkbox"/> Final printed labels in response to Agency letter dated _____ <input type="checkbox"/> "Me Too" Application. <input type="checkbox"/> Other – Explain below.
--	---

Explanation: Use additional page(s) if necessary. (For section I and Section II.)

This is a notification to add an alternate brand name.

Section – III

1. Material This Product Will Be Packaged In:					
Child Resistant Packaging <input type="checkbox"/> Yes* <input type="checkbox"/> No	Unit Packaging <input type="checkbox"/> Yes <input type="checkbox"/> No	Water Soluble Packaging <input type="checkbox"/> Yes <input type="checkbox"/> No	2. Type of Container <input type="checkbox"/> Metal <input checked="" type="checkbox"/> Plastic <input type="checkbox"/> Glass <input type="checkbox"/> Paper <input type="checkbox"/> Other (Specify): _____		
* Certification must be submitted		If "Yes" Unit Packaging Wt.	No. Per Container	If "Yes" Packaging Wt.	No. Per Container
3. Location of Net Contents Information <input type="checkbox"/> Label <input type="checkbox"/> Container		4. Size(s) Retail Container		5. Location of Label Directions <input type="checkbox"/> On Label <input type="checkbox"/> On Labeling Accompanying Product	
6. Manner in Which Label is Affixed to Product <input type="checkbox"/> Lithograph <input type="checkbox"/> Stenciled <input type="checkbox"/> Paper glued <input type="checkbox"/> Other					

Section – IV

1. Contact Point (Complete items directly below for identification of individual to be contacted, if necessary, to process this application).		
Name Anne Turnbough	Title Director, Regulatory Affairs	Telephone No. (Include Area Code) 281.892.2532 aturnbough@controlsolutionsinc.com

Certification

I certify that the statements I have made on this form and all attachments thereto are true, accurate and complete. I acknowledge that any knowingly false or misleading statement may be punishable by fine or imprisonment or both under applicable law.

2. Signature 	3. Title Director, Regulatory Affairs
4. Typed Name Anne Turnbough	5. Date 1-3-13

6. Date Application Received
 (Stamped)

1/7 3/13

CSI
C O N T R O L
S O L U T I O N S
i n c o r p o r a t e d

January 3, 2013

Document Processing Desk (NOTIF)
Office of Pesticide Programs (7504P)
U.S. Environmental Protection Agency
Room S-4900, One Potomac Yard
2777 S. Crystal Drive
Arlington, VA 22202-4501

Re: Notification of Alternate Brand Name (ABN)
EPA Reg. No. 53883-184 / PPZ 1.55 Fungicide

Dear Sir or Madam:

Control Solutions, Inc. (CSI) is requesting a notification to add an alternate brand name (ABN) "Systemic Fungicide RTS" to EPA registration label #53883-184.

"This notification is consistent with the provisions of PR Notice 98-10 and EPA regulations at 40 CFR 152.46, and no other changes have been made to the labeling or the confidential statement of formula of this product. I understand that it is a violation of 18 U.S.C. Sec. 1001 to willfully make any false statement to EPA. I further understand that if this notification is not consistent with the terms of PR Notice 98-10 and 40 CFR 152.46, this product may be in violation of FIFRA and I may be subject to enforcement action and penalties under sections 12 and 14 of FIFRA."

The following documents are enclosed in support of this application


- 8570-1
- Label - highlighted and un-highlighted

Please contact me directly should you need any additional information,

Sincerely,

Anne M. Turnbough

Anne Turnbough
Director, Regulatory Affairs



JAN 15 2013

PPZ 1.55

Fungicide

(Alternate Brand Name: Systemic Fungicide RTS)

[] denotes optional marketing language

- [Broad spectrum and systemic disease control on roses, flowers, home lawns, trees, and shrubs]
- [Water- Based]
- [Controls black spot, blights, brown patch, powdery mildew, rust, scab, and more.]
- [Prevents and controls major diseases on roses, flowers, lawns, trees, and shrubs]
- [Concentrate- Just mix with water and spray]
- [For use in pressure type or hose-end sprayers]
- [Enough to treat a 1,333 sq. ft. lawn]
- Absorbed into the plant-After spray has dried, cannot be washed off by sprinklers or rain.]
- [Not affected by rain after spray has dried]
- [Systemic disease control]
- [Systemic Action- Can't be washed off by rain after spray has dried]
- [Prevents a large variety of diseases on home lawns and ornamentals]
- [Prevents lawn diseases before they happen]
- [Broad spectrum disease control on home lawns and ornamentals]
- [Works up to 4 weeks for certain diseases]
- [Encourages increased turf footing]
- **[Prevents and controls...**
 - Black Spot
 - Dollar Spot
 - Rust
 - Brown Patch
 - Powdery Mildew
 - Leaf Spot]
- ... and more!!

**KEEP OUT OF REACH OF CHILDREN
WARNING**

See additional precautionary statements on back panel.

Active Ingredient:

Propiconazole (CAS No. 60207-90-1) 1.55%

Other Ingredients: 98.45%

Total: 100.00%

NET CONTENTS _____

FIRST AID	
Have the product container or label with you when calling a poison control center or doctor, or going for treatment.	
IF IN EYES	<ul style="list-style-type: none"> • Hold eye open and rinse slowly and gently with water for 15-20 minutes. • Remove contact lenses, if present, after the first 5 minutes, then continue rinsing eye • Call a poison control center or doctor for treatment advice
IF SWALLOWED	<ul style="list-style-type: none"> • Call a poison control center or doctor immediately for treatment advice. • Have person sip a glass of water if able to swallow. • Do not induce vomiting unless told to do so by a poison control center or doctor. • Do not give anything by mouth to an unconscious person.
IF INHALED	<ul style="list-style-type: none"> • Move person to fresh air. • If person is not breathing, call 911 or an ambulance, then give artificial respiration, preferably mouth-to-mouth if possible. • Call a poison control center or doctor for further treatment advice.
IF ON SKIN OR CLOTHING	<ul style="list-style-type: none"> • Take off contaminated clothing. • Rinse skin immediately with plenty of water for 15-20 minutes. • Call a poison control center or doctor for treatment advice.
Note to Physician: If ingested, induce emesis or lavage stomach. Treat symptomatically.	

PRECAUTIONARY STATEMENTS
Hazards to Humans and Domestic Animals

Warning- Causes substantial, but temporary eye injury. Do not get in eyes. Wear goggles or safety glasses. Harmful if swallowed, inhaled, or absorbed through skin. Avoid contact with skin or clothing. Avoid breathing vapor or spray mist. Wash thoroughly with soap and water after handling. Remove contaminated clothing and wash before reuse.

Do not allow people or pets to contact treated areas until spray is dry.

ENVIRONMENTAL HAZARDS

This pesticide is toxic to fish and shrimp. Do not apply directly to water. Do not contaminate water when cleaning equipment or disposing of equipment washwaters or rinsate. Drift and runoff may be hazardous to aquatic organisms in water adjacent to treated area.

DIRECTIONS FOR USE

It is a violation of Federal law to use this product in a manner inconsistent with its labeling.

This product must not be used in the production of agricultural commodities grown for resale.

READ ALL INSTRUCTIONS INSIDE BEFORE USE.

6 / 13

FOLLOW ALL DIRECTIONS FOR USE AND PRECAUTIONS ON THIS LABEL. POOR DISEASE CONTROL OR INJURY TO DESIRABLE PLANTS MAY RESULT FROM IMPROPER USE OF THIS PRODUCT.

DO NOT APPLY THIS PRODUCT IN A WAY THAT WILL CONTACT ADULTS, CHILDREN, OR PETS, EITHER DIRECTLY OR THROUGH DRIFT.

DO NOT ALLOW ADULTS, CHILDREN, OR PETS TO ENTER THE TREATED AREA UNTIL SPRAYS HAVE DRIED.

GENERAL INFORMATION

PPZ 1.55 is a water-based systemic fungicide which effectively prevents and controls major diseases on roses, flowers, lawns, trees, and shrubs.

PPZ 1.55 is very effective when used for disease prevention or applied at the first sign of disease. Best results occur when treating early in the season. If disease is already present, PPZ 1.55 will not eliminate it.

PPZ 1.55, when used as directed, is safe to plants and controls the diseases listed on this label. The use on plants or diseases not listed on the label may result in plant injury and poor disease control.

Do not apply this product to African violets, begonias, Boston ferns, or geraniums.

Contact your local County Extension Service if you need additional information about lawn and ornamental diseases.

MIXING INSTRUCTIONS


- Shake well before using.
- Use a concentrate plus water-style sprayer, a pump-up pressure sprayer, or a dial-style hose-end sprayer for application. It is not recommended to use with hose-end sprayers that only have an on/off switch or those which are continuously filled with water during application.

Food utensils, such as measuring cups and spoons, must not be used for food purposes after use in measuring pesticides.

NOTE: 1/2 fl. oz. = 1 Tablespoon
1 fl. oz. = 2 Tablespoons

Concentrate Plus Water Style Sprayer

- Determine the amount of concentrate needed from the chart below.
- Pour concentrate into the sprayer jar to the specified "fl. oz." level.
- Next add the necessary amount of water to the "gals." level.
- Put the sprayer top back on the jar and shake well before spraying.



Pump-Up Sprayer

- Fill the sprayer with the appropriate amount of water.
- Add the amount of concentrate stated in the chart below.
- Shake well before application.

Dial-Style Hose-End Sprayer

- Put the sprayer on the "fl. oz./gallon" level stated in the chart below.
- Use only enough product necessary for the area that is to be treated.
- Close the sprayer.
- Attach the sprayer to the hose and apply the product to the lawn.

(For example: To treat a 1,000 sq. ft. lawn for Powdery Mildew pour 12 fl. oz. into sprayer jar, and set sprayer dial at 3 fl. oz. per gallon)

READY-TO-SPRAY DIRECTIONS FOR USE OUTDOORS ON ROSES, FLOWERS, HOME LAWNS, TREES AND SHRUBS

HOW TO USE THE READY-TO-SPRAY SYSTEM

Connect


1. Shake well before using.
2. Connect sprayer to hose.
3. Turn on water.

Spray

1. To begin spraying, point nozzle in the direction you want to spray.
2. [Bend small plastic tab back and] Turn knob [clockwise] to ON position.
3. Spray evenly to the area to be treated. Refer to the [sight gauge] clear view strip (graduated scale) on the side of the container to determine the amount of product sprayed.

Finish


1. To stop spraying, [turn knob counter clockwise] to OFF position.
2. Turn off water.
3. Relieve water pressure slowly by [bending plastic tab back and] turning knob to ON position until water slows to a drip. Then turn knob back to OFF position.
4. Disconnect sprayer from hose.



**APPLICATION RATES:
ROSES AND FLOWERS**

- Apply product to the point of run off.
- Before watering, allow spray to fully dry.

Plant	Disease	How Much Product To Apply	Comments
Roses	Powdery Mildew	1 Tablespoon (½ fl. oz.) per gal. of water	For best results, thorough coverage is needed. Begin application at bud break. Treat every 10 days.
	Black Spot, Rust	2 tablespoons (1 fl. oz.) per gal. of water	Treat every 10 days. Note: Under severe conditions, 100% control of black spot may not be achieved.
Calendula	Powdery Mildew	1 Tablespoon (½ fl. oz.) per gal. of water	Apply every 30 days.
Chrysanthemums	Ray Blight	2 Tablespoons (1 fl. oz.) per gal. of water	Apply every 7 days.
Delphinium	Powdery Mildew	1 Tablespoon (½ fl. oz.) per gal. of water	Apply every 14 days.
Snap Dragons	Rust	2 Tablespoons (1 fl. oz.) per gal. of water	Apply every 10 days.
Sweet William	Leaf Spot	1 Tablespoon (½ fl. oz.) per gal. of water	Apply every 14 days.



LAWNS

- Apply the product to the lawn after mowing or allow the area sprayed to dry completely prior to mowing.
- Prior to application, measure the length and width of area to be treated. Length x width = square feet. (For example, an area 30 ft. long and 20 ft. wide is 600 sq. ft.)

Established Lawns

Disease	How Much Product to Apply	Comments
Brown Patch	5 fl. oz. in 1 gal. of water per 250 sq. ft. of lawn	Repeat treatment every 10 days if necessary. First application should take place in May or June before disease is present. For southern lawns, make applications at first sign of disease in spring or fall.
Dollar Spot, Powdery Mildew, Rust, Anthracnose	3 fl. oz. in 1 gal. of water per 250 sq. ft. of lawn	Apply every 14 days.
Red Thread, Dichondra Rust on Dichondra Lawns	5 fl. oz. in 1 gal. of water per 250 sq. ft. of lawn	Repeat every 21 days, if needed, when conditions are favorable for disease to occur.
Stripe Smut	3 fl. oz. in 1 gal. of water per 250 sq. ft. of lawn	Apply in early Spring before grass starts to grow or in Fall after grass is dormant.


New Seedings

How Much Product to Apply	Comments
5 fl. oz. in 2 gals. of water per 500 sq ft. of lawn	For faster root development and top growth, apply at the 2 to 3-leaf stage of growth.

TREES AND SHRUBS

- Apply product to the point of run off.
- Before watering plants, allow spray to fully dry.

Plant	Disease	How Much Product to Apply	Comments
Crab Apple Note: Do not use fruit from treated crab apples for food purposes.	Scab, Rust	½ Tablespoon (¼ fl. oz.) per gal. of water	Apply when buds just begin to break open. Scab-apply every 14 days. Rust-make 3 applications, beginning when buds just begin to break open. Apply at 7-day intervals.
	Powdery Mildew	1 ½ Tablespoons (¾ fl. oz.) per gal. of water	Apply every 14 days
Crape Myrtle	Powdery Mildew	3 tablespoons (1½ fl. oz.) per gal. of water	Apply every 21 days.
Dogwood	Anthracnose	1 Tablespoon (½ fl. oz.) per gal. of water	Apply every 14-28 days.
Douglas Fir, Shasta Fir	Needle Rust	3 Tablespoons (1 ½ fl. oz.) per gal. of water	Douglas Fir-apply every 21 days. Shasta Fir-apply in May-June before disease occurs.
Jeffrey Pine	Tip Blight	3 Tablespoons (1½ fl. oz.) per gal. of water	Make the first application in mid-late winter (Nov.-Jan.) Apply every 2 months up to 3 times
Oak, Red Tip Photinia	Leaf Spot	3 Tablespoons (1½ fl. oz.) per gal. of water	Apply every 14 days.




NONBEARING FRUIT AND NUT TREE

-Nonbearing fruit and nut trees are those trees that will not produce fruit for at least one year after application of this product.

-Apply product to the point of run off.

Plant	Disease	How Much Product to Apply	Comments
Apple	Scab	½ Tablespoon (¼ fl. oz.) per gal. of water	Begin applications when leaves start growing in the Spring and spray every 14 days.
	Rust	½ Tablespoon (1/4 fl. oz.) per gal. of water	Make 3 applications beginning when buds just begin to break open. Apply at 7-day intervals
	Powdery Mildew	1 tablespoon (½ fl. oz.) per gal. of water	Begin applications in early Spring and spray every 14 days.
Cherry	Powdery Mildew, Leaf Spot	1 Tablespoon (½ fl. oz.) per gal. of water	Begin applications in early Spring and spray every 21 days.
Citrus	Greasy Spot	4 Tablespoons (2 fl. oz.) per gal. of water	Apply June- August every 21 days.
Pecan	Scab, Powdery Mildew, Downy Spot, Zonate Leaf Spot, Fungal Leaf Scorch, Brown Spot	2 Tablespoons (1 fl. oz.) per gal. of water	Begin applications at bud break and make 3 applications at 14-day intervals.
Walnut	Anthracoese	2 Tablespoons (1 fl. oz.) per gal. of water	Apply every 14 days.



Storage and Disposal

Do not contaminate water, food or feed by storage or disposal.

Pesticide Storage: Store in cool, dry area away from children and domestic animals.

Pesticide Disposal: Pesticide, spray mixture or rinse water that cannot be used according to label instructions must be disposed of at or by an approved waste disposal facility.

Container Disposal: *For containers equal to or less than 5 gallons:* Non-refillable container. Do not reuse or refill this container. Clean container promptly. Triple rinse (or equivalent) promptly after emptying. Triple rinse as follows: Empty the remaining contents into application equipment or a mix tank and drain for 10 seconds after the flow begins to drip. Fill the container ¼ full with water and recap. Shake for 10 seconds. Pour rinsate into application equipment or a mix tank or store rinsate for later use or disposal. Drain for 10 seconds after the flow begins to drip. Repeat this procedure two more times. Then offer for recycling if available, or puncture and dispose of in a sanitary landfill or by other procedures approved by state or local authorities.

For containers greater than 5 gallons: Non-refillable container. Do not reuse or refill this container. Clean container promptly. Triple rinse (or equivalent) promptly after emptying. Triple rinse as follows: Empty the remaining contents into application equipment or a mix tank. Fill the container ¼ full with water. Replace and tighten closures. Tip container on its side and roll it back and forth, ensuring at least one complete revolution, for 30 seconds. Stand the container on its end and tip it back and forth several times. Turn the container over onto its other end and tip it back and forth several times. Turn the container over onto its other end and tip it back and forth several times. Empty the rinsate into application equipment or a mix tank or store rinsate for later use or disposal. Drain for 10 seconds after the flow begins to drip. Repeat this procedure two more times. Then offer for recycling if available, or puncture and dispose of in a sanitary landfill or by other procedures approved by state or local authorities.

For Bulk Containers: (Refillable Container): Refill this container with pesticides only. Do not reuse this container for any other purpose. Cleaning the container before final disposal; is the responsibility of the person disposing of the container. Cleaning before refilling is the responsibility of the re-filler. To clean the container before final disposal, empty the remaining contents from this container into application equipment or mix tank. Fill the container about 10 percent full with water. Agitate vigorously or re-circulate water with the pump for 2 minutes. Pour or pump rinsate into application equipment or rinsate collection system. Repeat this procedure two more times.

WARRANTY STATEMENT

Control Solutions, Inc. warrants that this product conforms to the chemical description on the label thereof and is reasonably fit for purposes stated on such label only when used in accordance with the Directions For Use. It is impossible to eliminate all risks inherently associated with use of this product. Crop injury, ineffectiveness, or other unintended consequences may result because of such factors as weather conditions, presence of other materials, or the manner of use or application, all of which are beyond the control of Control Solutions, Inc. To the extent allowed by law, Control Solutions, Inc. shall in no event be liable for consequential, special, or indirect damages resulting from the use or handling of this product. All such risks shall be assumed by the Buyer. In addition to the foregoing, no purchaser of this product (other than an

end user) shall be entitled to any reimbursement for any loss suffered as a result of any suspension or cancellation of the registration for this product by the U.S. Environmental Protection Agency. Except, as expressly provided herein, Control Solutions, Inc. makes no warranties, guarantees, or representations of any kind, either expressed or implied, or by usage of trade, statutory or otherwise, with regard to the product sold, including, but not limited to merchantability, fitness for a particular purpose, use or eligibility of the product for any particular trade usage. The exclusive remedy of any buyer or user of this product for any and all losses, injuries, or damage resulting from or in any way arising from the use, handling, or application of this product, whether in contract, warranty, tort, negligence, strict liability, or otherwise, shall be damages not exceeding the purchase price paid for this product or, at Control Solutions, Inc. election, the replacement of this product. *[optional warranty statement]*

Note: Buyer assumes all responsibilities for safety and use not in strict accordance with directions. *[optional warranty statement]*

Control Solutions, Inc.
5903 Genoa-Red Bluff
Pasadena, TX 77507-1041
EPA Reg. No. 53883-XXX
EPA Est. No.

