



UNITED STATES ENVIRONMENTAL PROTECTION AGENCY  
WASHINGTON, D.C. 20460

OFFICE OF CHEMICAL SAFETY  
AND POLLUTION PREVENTION

October 22, 2012

Jane M. Miller  
Control Solutions, Inc.  
c/o Biologic, Inc.  
115 Obtuse Hill Road  
Brookfield, CT 06804

Subject: Amendment – Adding Home Vegetable Gardens, Perimeter Treatment & Fire Ants  
Bifenthrin 0.1% Lawn Granules  
EPA Reg. No. 53883-121  
Your submission dated June 15, 2012

Dear Ms. Miller:


The labeling referred to above, submitted in connection with registration under the Federal Insecticide, Fungicide and Rodenticide Act (FIFRA), as amended, is acceptable subject to the comments listed below. Two (2) copies of the finished labeling must be submitted prior to releasing the product for shipment. A stamped copy of the label is enclosed for your records.

1. On the front panel replace the optional marketing statement “[Bifenthrin 0.1% Lawn Granules is a broad spectrum ready to use granular insecticide that when applied properly will control a wide variety of insects feeding above and below the ground; including but not limited to: [Fire] Ants, Fleas, Ticks, Mole crickets, Chinch bugs, Other lawn-damaging insects]” with “[Bifenthrin 0.1% Lawn Granules is a ready to use granular insecticide that when applied properly will control listed insects feeding above and below the ground; including: [Fire] Ants, Fleas, Ticks, Mole crickets, Chinch bugs, Other listed lawn-damaging insects]”. Also replace “[Kills] [Controls] insects in lawns and landscapes]” with “[Kills] [Controls] listed insects in lawns and landscapes].
2. Replace “Wash thoroughly with soap and water after handling and before eating, drinking, chewing gum or using tobacco” with “Wash thoroughly with soap and water after handling and before eating, drinking, chewing gum, using tobacco or using the toilet” in the *Precautionary Statement* section.
3. On page 3 replace the statement “If suitable signs of renewed insect activity become apparent and re-treatment becomes necessary, applications should be limited to no more

than one application per a seven day period and at the recommended rate to obtain best results” with “If suitable signs of renewed insect activity become apparent and re-treatment becomes necessary, applications must be limited to no more than one application per a seven day period and at the instructed rate to obtain best results”.

- 4. On page 4 under *Application Instruction* replace, “Repeat applications should be limited to no more than once per 7 days” with “Repeat applications must be limited to no more than once per 7 days”.
- 5. Replace the previous *Storage and Disposal* statement with the *Optional Storage and Disposal* instructions.
- 6. List all the alternate brand names on the front panel of the master label.

If you have any questions regarding this action, please contact BeWanda Alexander at [Alexander.bewanda@epa.gov](mailto:Alexander.bewanda@epa.gov) or (703) 305-7460.

Sincerely,  
  
 Richard Gebken  
 Product Manager  
 Insecticide Branch  
 Registration Division (7505P)

Enclosure

3/9

07 15 2012 – Label Amendment to add Home Vegetable Gardens, Perimeter, Ornamental and Flower Garden Use Sites, Plus Fire Ants

**Bifenthrin 0.1% Lawn Granules**

[alt name: Surrender brand Bifen Lawn & Perimeter Insect Granules]

For Residential Lawn, Home Perimeter, Ornamental & Flower Gardens, and Home Garden Use Only

[optional marketing statements in brackets]

[Fire Ant Killer]

[Bifenthrin 0.1% Lawn Granules is a broad spectrum ready to use granular insecticide that when applied properly will control a wide variety of insects feeding above and below the ground; including but not limited to:

- [Fire] Ants
- Fleas
- Ticks
- Mole crickets
- Chinch bugs
- Other lawn-damaging insects]

[Bifenthrin 0.1% Lawn Granules is will not damage your lawn].

[Treats up to 7,000 sq. ft. {for 8.4 lbs size}]

[Treats up to 8,333 sq. ft. {for 10 lbs size}]

[Treats up to 20,833 sq. ft. {for 25 lbs size}]

[Fast acting and odor free]

[For use on lawns, home perimeter, ornamental & flower gardens]

[[Kills] [Controls] insects in lawns and landscapes]

[[Kills] [Controls] Ants, Fleas, Ticks and other listed insects/bugs]

[Covers up to 16,000 sq. ft. per 20 lbs]

[[Kills] [Controls] Chinch Bugs, Mole Crickets, & Grubs]

[[Kills] [Controls] listed insects above & below the ground]

[[Kills] [Controls] listed surface and sub-surface insects]

[Ready to use]

[Keeps insects away for up to 2 months [8 weeks]

[[Kills] [Controls] 50 + listed insects]

Active Ingredient

Bifenthrin\* ..... 0.1%

Other Ingredients ..... 99.9%

Total ..... 100.0%

\*Cis isomers 97% minimum, trans isomers 3% maximum.

Control Solutions, Inc.  
5903 Genoa-Red Bluff  
Pasadena, TX 77507-1041  
EPA Reg. No. 53883 – 121  
EPA Est. No. 53883-XX-XXX

Net Contents \_\_\_\_\_

**ACCEPTED  
with COMMENTS  
in EPA Letter Dated  
OCT 22 2012**  
Under the Federal Insecticide,  
Fungicide, and Rodenticide Act,  
as amended, for the pesticide  
registered under EPA Reg. No.  
53883-121

4/9

07 15 2012 – Label Amendment to add Home Vegetable Gardens, Perimeter, Ornamental and Flower Garden Use Sites, Plus Fire Ants

**KEEP OUT OF REACH OF CHILDREN  
CAUTION**

[See additional precautionary statements on back of bag.]

<b>FIRST AID</b>	
<b>IF SWALLOWED:</b>	<ul style="list-style-type: none"> <li>• Call a poison control center or doctor immediately for treatment advice.</li> <li>• Have person sip a glass of water if able to swallow.</li> <li>• Do not induce vomiting unless told to do so by the poison control center or doctor.</li> <li>• Do not give anything by mouth to an unconscious person.</li> </ul>
<b>IF IN EYES:</b>	<ul style="list-style-type: none"> <li>• Hold eye open and rinse slowly and gently with water for 15-20 minutes.</li> <li>• Remove contact lenses, if present, after the first 5 minutes, then continue rinsing eye.</li> <li>• Call a poison control center or doctor for treatment advice.</li> </ul>
Have the product container or label with you when calling a poison control center or doctor, or going for treatment. You may also contact SafetyCall® (866) 897-8050 for emergency medical treatment information	
<b>NOTE TO PHYSICIAN:</b> This product is a pyrethroid. If large amounts have been ingested, milk, cream and other digestible fats and oils may increase absorption and so should be avoided.	

**PRECAUTIONARY STATEMENTS**

**HAZARDS TO HUMANS AND DOMESTIC ANIMALS**

**CAUTION:** Harmful if swallowed. Causes moderate eye irritation. Avoid contact with eyes or clothing. Wash thoroughly with soap and water after handling and before eating, drinking, chewing gum or using tobacco.

**ENVIRONMENTAL HAZARDS**

This pesticide is extremely toxic to fish and aquatic invertebrates. To protect the environment, do not allow pesticide to enter or run off into storm drains, drainage ditches, gutters or surface waters. Applying this product in calm weather when rain is not predicted for the next 24 hours will help to ensure that wind or rain does not blow or wash pesticide off the treatment area. Sweeping any product that lands on a driveway, sidewalk, or street, back onto the treated area of the lawn or garden will help to prevent run off to water bodies or drainage systems.

**DIRECTIONS FOR USE**

It is a violation of Federal Law to use this product in a manner inconsistent with its labeling.

**In New York, this product may NOT be applied to any grass or turf area (lawns) within 100 feet of a water body (lake, pond, river, stream, wetland, or drainage ditch).**

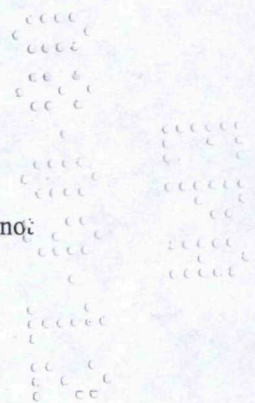
**In New York State, do make a single repeat application of Bifenthrin 0.1% Lawn Granules if there are signs of renewed insect activity, but not sooner than two weeks after the first application.**

Do not allow children or pets to enter the area until dry.

Application is prohibited directly into sewers or drains, or to any area like a gutter where drainage to sewers, storm drains, water bodies, or aquatic habitat can occur. Do not allow the product to enter any drain during or after application.

Apply this product directly to the lawn or garden area. Water treated area as directed on this label. Do not water to the point of run-off.

Do not make applications during the rain.



**LAWN, HOME PERIMETER, ORNAMENTALS & FLOWER GARDENS**

**Surface Feeding Insects**

**Bifenthrin 0.1% Lawn Granules** is intended to control ants, including

- Carpenter
- Red Harvester
- Odorous Pyramid
- Pharaoh (Sugar)
- Fire Ants\*, Foraging Fire Ants

Armyworms including

- Fall Armyworms

Billbug Including

- Bluegrass Billbug

Cutworms including

- Black Cutworms

Weevils including

- Hypernodes and Bluegrass

Other insects include

- Chiggers, Chinch Bugs, Cockroaches, Crickets, Earwigs, Grasshoppers, Mealybugs, Pillbugs, Silverfish, Sod Webworms (Lawn Moth), and Sowbugs.

\* Aids in control.

**Application Instructions:**

Apply **Bifenthrin 0.1% Lawn Granules** evenly at the rate of 1.2 to 2.4 pounds per 1,000 sq. ft. by using any hand held or power operated gravity or rotary type spreader designed for the application of granular materials. A 12-pound bag will treat a 5,000 to 10,000 square feet area. *Optional language for other bag sizes [XX pound bag should treat XX,XXX sq. ft.]*

**Bifenthrin 0.1% Lawn Granules** should be applied when insects first appear. If suitable signs of renewed insect activity become apparent and re-treatment becomes necessary, applications should be limited to no more than one application per a seven day period and at the recommended rate to obtain best results. Best results will be obtained by thoroughly watering the treated area immediately after application.

Argentine Ants, Black Turf Ants, Black Turfgrass Ataenius, Fleas (including Cat Fleas), Leafhoppers, Spiders (including Brown Recluse Spiders) and Ticks (including Brown Dog Ticks)	Evenly apply 2.4 pounds of Bifenthrin 0.1% Lawn Granules over a 1,000 sq. ft. area (or 3.84 ounces [4 ounces] over a 100 sq. ft. area). Irrigate or water thoroughly immediately after application.
Centipedes, Millipedes, Pavement Ants	Uniformly apply 4.8 pounds Bifenthrin 0.1% Lawn Granules over a 1,000 sq. ft. area (or 3.84 to 7.68 ounces [4 to 8 ounces] over a 100 sq. ft. area). Irrigate or water thoroughly immediately after application.
Mole Crickets (including Tawny Mole Crickets)	Uniformly apply 2.4 to 4.8 pounds Bifenthrin 0.1% Lawn Granules over a 1,000 sq. ft. area (or 7.68 ounces [8 ounces] over a 100 sq. ft. area). Treat Mole Crickets in late spring. Irrigate or water thoroughly immediately after application.
Fire Ant Mounds	Uniformly apply 1 tablespoon or 3 tablespoons** of Bifenthrin 0.1% Lawn Granules to the surface of each mound. Apply in cool weather, 65° to 80° F, or in early morning or late evening hours. Avoid disturbing ants. Treat new mounds as they appear. Irrigate or water thoroughly immediately after application.
** Food utensils such as tablespoons/teaspoons must not be used for food purposes after use in measuring pesticides.	

6/9

SPREADER TIPS				
Spreader	Spreader Settings: Pounds of Product per 1,000 sq. ft.			Directions
	1.2	2.4	4.8	
Scotts® AccuGreen® Drop Spreader	X	X	X	Mow lawn first if grass is tall enough to touch the bottom of the spreader. First apply two header strips. Operate spreader the longest way of the lawn. Overlap wheel marks to ensure uniform feeding. Shut off spreader when you have reached the header strips or stopped.
Scotts® SpeedyGreen® Rotary	X	X	X	Shut off spreader anytime you stop. For complete coverage make each pass about five feet from the previous one, so some overlapping occurs. Avoid applying this product on flower, vegetable, and shrub plantings.

When using other spreaders, calibrate the spreader settings based on the manufacturer's recommendations.

**Ornamental Flower Beds (Outdoor)**

**Pests Controlled:** Ants, crickets, earwigs, grasshoppers, spiders and ticks.

**Application Instructions:**


Evenly apply 1/2 lb. of **Bifenthrin 0.1% Lawn Granules** for every 500 sq. ft. (or 2 ounces for every 50 sq. ft. area). Repeat application as necessary only if there are signs of renewed insect activity. Repeat applications should be limited to no more than once per 7 days.

**Home Invading Insects - Barrier Treatment Around House Foundations**

**Pests Controlled:** Ants, chiggers, crickets, earwigs, grasshoppers, spiders and ticks.

**Application Instructions:**

Apply a 2-foot band of **Bifenthrin 0.1% Lawn Granules** next to the house foundation. Use 1/2 lb. for each 500 sq. ft. (2 ft. x 250 ft.) (or 2 ounces for each 50 sq. ft. (2 ft. x 25 ft.)). Repeat applications every 2 weeks only if there are signs of renewed insect activity.



7/9


07 15 2012 – Label Amendment to add Home Vegetable Gardens, Perimeter, Ornamental and Flower Garden Use Sites, Plus Fire Ants

SPREADER TIPS		
Spreader	Spreader Settings: Covers X,XXX sq. ft.	Directions
Scotts® AccuGreen® drop Spreader	X	Mow lawn first if grass is tall enough to touch the bottom of the spreader. First apply two header strips. Operate spreader the longest way of the lawn. Overlap wheel marks to ensure uniform feeding. Shut off spreader when you have reached the header strips or stopped.
Scotts® Easy Green® Rotary	X	Slide shut-off lever to the right; application automatically starts and stops when you do. For complete coverage make each pass about 30 inches from the previous one so some overlapping occurs.
Scotts® SpeedyGreen® Rotary	X	Shut off spreader anytime you stop. For complete coverage make each pass about five feet from the previous one, so some overlapping occurs. Avoid applying this product on flower, vegetable, and shrub plantings.

(Bag Size Specific)

SPREADER TIPS				
Spreader	Spreader Settings: Pounds of Product per 500/1000 sq. ft.			Directions
	0.5/1.2	1.2/2.4	2.4/4.8	
Scotts® AccuGreen® Drop Spreader	X	X	X	Mow lawn first if grass is tall enough to touch the bottom of the spreader. First apply two header strips. Operate spreader the longest way of the lawn. Overlap wheel marks to ensure uniform feeding. Shut off spreader when you have reached the header strips or stopped.
Scotts® SpeedyGreen® Rotary	X	X	X	Shut off spreader anytime you stop. For complete coverage make each pass about five feet from the previous one, so some overlapping occurs. Avoid applying this product on flower, vegetable, and shrub plantings.

When using other spreaders, calibrate the spreader settings based on the manufacturer's recommendations.



8/9

**Home Vegetable Gardens**

**Application Instructions:**

Make a single application of **Bifenthrin 0.1% Lawn Granules** just prior to planting or after plants emerge. Work into the top 4 to 6 inches of soil. Use 5 cups (1/2 lb.) for a 500 sq. ft. area.

Vegetables	Days to Wait to Harvest	Pests
Green peas, Edible Pods (Sugar Snap Peas, Snow Peas), Green Beans (Wax Beans, Snap Beans), Dry Beans (Blackeyed Peas, Cowpea)	3 days	Ants, cutworms, earwigs, grasshoppers, grubs, seed maggots, weevils and wireworms
Sweet Corn	1 day	Ants, armyworms, cutworms, crickets, earwigs, European corn borer, fall armyworm, grasshoppers, southwestern corn borer and weevils.
Broccoli, Brussels Sprouts, Cabbage, Cauliflower, Cavalo Broccoli, Chinese Broccoli, Chinese Cabbage, Kohlrabi	7 days	Ants, cutworms, earwigs, grasshoppers, grubs, seed maggots, weevils and wireworms
Cucurbit Vegetables Chayote, Citron melon, Cucumber, Edible Gourd Muskmelon (cantaloupe, casaba, Crenshaw melon, Golden melon, Honeydew melon, Pineapple melon, Santa Claus melon, Snake melon) Pumpkin, Summer squash (Crookneck, Scallop, Straightneck, Zucchini) Winter squash (Butternut, Calabaza, Hubbard including Acorn and Spaghetti) Watermelon	3 days	Ants, cutworms, earwigs, grasshoppers, grubs, seed maggots, weevils and wireworms
Tomatoes	1 day	Ants, cutworms, earwigs, grasshoppers, grubs, seed maggots, weevils and wireworms
Peppers	7 days	Ants, cutworms, earwigs, grasshoppers, grubs, seed maggots, weevils and wireworms
Eggplant	7 days	Ants, cutworms, earwigs, grasshoppers, grubs, seed maggots, weevils and wireworms
Head Lettuce	7 days	Ants, cutworms, earwigs, grasshoppers, grubs, seed maggots, weevils and wireworms



9/9

HOME VEGETABLE GARDEN SPREADER TIPS		
Spreader	5 Cups (1/2 lb.) of Product for 500 sq. ft.	Directions
Scotts® AccuGreen® Drop Spreader	X	Operate spreader the longest way of the garden area. Overlap wheel marks to ensure uniform feeding. Shut off spreader when you have reached the header strips or stopped.
Scotts® SpeedyGreen® Rotary	X	Shut off spreader anytime you stop. For complete coverage make each pass about five feet from the previous one, so some overlapping occurs.
Ferti-lome® Yard-Right Hand-Held Spreader	X	<ol style="list-style-type: none"> <li>1. Make certain setting selector is in closed position. Fill hopper with 1.2 lbs. of Bifenthrin 0.1% Lawn granules for every 500 sq. ft. of treatment area.</li> <li>2. Adjust selector to the #2 setting.</li> <li>3. Apply product evenly over area walking at a steady pace while turning hand crank. If you apply a second application, spread at right angle to first application.</li> <li>4. The spreader will apply a uniform swath 6 ft. to 12 ft. wide. Note the path of the product spread and adjust for the return swath to avoid overlapping product.</li> </ol>

When using other spreaders, calibrate the spreader settings based on the manufacturer's recommendations.

**STORAGE AND DISPOSAL**

**Do not contaminate water, food, or feed by storage or disposal.**  
**PESTICIDE STORAGE:** Keep out of reach of children and animals. Store in original containers only. Store in a cool, dry place and avoid excess heat. Carefully open containers. After partial use close tightly.  
**In case of spill:** Avoid contact, isolate area and keep out animals and unprotected persons. Confine spills.  
**To confine spill:** Cover to prevent dispersal. Place damaged package in a holding container and identify contents.  
**Pesticide Disposal:** Pesticide wastes are acutely hazardous. Improper disposal of excess pesticide, spilled bait, or rinsate is a violation of Federal Law. If these wastes cannot be disposed of by use according to label instructions, contact your State Pesticide or Environmental Control Agency, or the Hazardous Waste representative at the nearest EPA Regional Office for Guidance.  
**Container Disposal:** Non-refillable container. Do not reuse or refill this container. Empty container through use according to label instructions. Offer for recycling, if available. If recycling is not available; then dispose of container in a sanitary landfill or, if allowed by State and local authorities, by burning. If burned, stay out of smoke.

*[Optional Storage and Disposal instructions -*

**STORAGE AND DISPOSAL**

**Do not contaminate water, food, or feed by storage or disposal.**  
**PESTICIDE STORAGE:** Keep out of reach of children and animals. Store in original containers only. Store in a cool, dry place and avoid excess heat. Carefully open containers. After partial use close tightly.  
**Container Disposal:** **If Empty:** Non-refillable container. Do not reuse or refill this container. Empty container through use according to label instructions. Place in trash or offer for recycling if available. **If partly filled:** Call your local solid waste agency for disposal instructions. Never place unused product down any indoor (including toilet) or outdoor (including sewer) drain.]

**NOTICE:** Buyer assumes all risks of use, storage or handling of this product not in accordance with directions.