

53883-77

5-16-2003

146/5633346
18 1/20



U.S. ENVIRONMENTAL PROTECTION AGENCY
Office of Pesticide Programs
Registration Division (H7505C)
401 "M" St., S.W.
Washington, D.C. 20460

EPA Reg. Number:

53883-77

Date of Issuance:

MAY 16 2003

NOTICE OF PESTICIDE:

Registration
 Reregistration

Term of Issuance:

Conditional

Name of Pesticide Product:

Permethrin 2.5 E.W.C.

(under FIFRA, as amended)

Name and Address of Registrant (include ZIP Code):

Control Solutions, Inc.
5903 Genoa-Red Bluff
Pasadena, Texas 77507-1041

Note: Changes in labeling differing in substance from that accepted in connection with this registration must be submitted to and accepted by the Registration Division prior to use of the label in commerce. In any correspondence on this product always refer to the above EPA registration number.

On the basis of information furnished by the registrant, the above named pesticide is hereby registered/reregistered under the Federal Insecticide, Fungicide and Rodenticide Act.

Registration is in no way to be construed as an endorsement or recommendation of this product by the Agency. In order to protect health and the environment, the Administrator, on his motion, may at any time suspend or cancel the registration of a pesticide in accordance with the Act. The acceptance of any name in connection with the registration of a product under this Act is not to be construed as giving the registrant a right to exclusive use of the name or to its use if it has been covered by others.

This product is conditionally registered in accordance with FIFRA sec. 3(c)(7)(A) provided that you:

1. Submit and/or cite all data required for registration/reregistration of your product under FIFRA sec. 3(c)(5) when the Agency requires all registrants of similar products to submit such data; and submit acceptable responses required for reregistration of your product under FIFRA section 4.

2. Make the labeling changes listed below before you release the product for shipment:

a. Add the phase "EPA Registration No. 53883-77".

Signature of Approving Official:

Date:

May 16, 2003

2/20

page 2
EPA Reg. No. 53883-77

3. Submit two (2) copies of your final printed labeling before you release the product for shipment.

If these conditions are not complied with, the registration will be subject to cancellation in accordance with FIFRA section 6(e). Your release for shipment of the product constitutes acceptance of these conditions.

A stamped copy of the label is enclosed for your records.

Enclosure

3/20

[FRONT LABEL PANEL]

Permethrin 2.5 E.W.C.

Only For Use By Commercial, Industrial and Agricultural Personnel

[Optional proposed text appears in brackets - the final label may include some or all of the optional text]


- [- Kills Termites*[including dry-wood termites](for localized control only)]
- [- For Use around foundations, outside buildings, porches, wood piles, wooden fences and decks, patios]
- [- Kills troublesome outdoor insects which destroy Lawns, Roses, Flowers, Trees and Shrubs, Vegetables, Fruits, and Nuts]
- [- Provides contact and residual control for up to 4 weeks]
- [- KILLS OVER 100 DIFFERENT INSECTS]
- [- Indoor/Outdoor Insecticide]
- [- For Use on Dogs and Dog Premises for Control of Fleas and Ticks]
- [- For Use on Livestock and Livestock Premises for Control of Flies, Mosquitoes and Other Insects]
- [- Protects your Lawns, Trees & Shrubs, Roses & Flowers, Fruits & Nuts, and Vegetables from: Alfalfa loopers, Ants, Aphids, Armyworms, Bagworms, Beetles, Borers, Brown dog ticks, Budworms, Cabbageworms, Chinch bugs, Cicadas, Citrus black flies, Cluster flies, Codling moths, Corn earworms, Crickets, Cutworms, Earwigs, Elm spanworms, Fall cankerworms, Fire Ants, Fleas, Green fruitworms, Gnats, Grasshoppers, Houseflies, Inchworms, Japanese beetles, Leafhoppers, Leafminers, Leafrollers, Lone Star ticks, Lygus bugs, Mealybugs, Millipedes, Mole crickets, Mosquitoes, Moths, Navel orangeworms, Scales, Sod webworms, Sowbugs (pillbugs), Spider mites, Spring cankerworms, Tent caterpillars, Thrips, Tobacco budworms, Weevils, Whiteflies and many others.]

ACTIVE INGREDIENT:

Permethrin	2.50%
INERT INGREDIENTS:	<u>97.50%</u>
TOTAL:	100.00%

**KEEP OUT OF REACH OF CHILDREN
CAUTION**


See Back/Side Label Panel For Additional Precautionary Statements

Net Contents  ACCEPTED
with COMBIE
in EPA Letter No.

MAY 16 2003

Under the Federal Insecticide,
Fungicide, and Rodenticide Act
as amended, for the use of this product
registered under EPA Reg. No.

53883-77



4/20

[BACK/SIDE LABEL PANEL]

- **READ ENTIRE LABEL BEFORE USE**
- **FOR PET USE - USE ONLY ON DOGS**

**PRECAUTIONARY STATEMENTS
HAZARDS TO HUMANS AND DOMESTIC ANIMALS**

CAUTION: Harmful if swallowed. Wash thoroughly with soap and water after handling and before eating, drinking, chewing gum or using tobacco.

FIRST AID	
Have the product container or label with you when calling a poison control center or doctor, or going for treatment.	
If swallowed	<ul style="list-style-type: none"> • Call poison control center or doctor immediately for treatment advice. • Have person sip a glass of water if able to swallow. • Do not induce vomiting unless told to do so by the poison control center or doctor. • Do not give anything by mouth to an unconscious person.
NOTE TO PHYSICIAN AND VETERINARIANS: Do not administer or instill milk, cream or other substances containing vegetable or animal fats which will enhance absorption of lipophilic substances.	

ENVIRONMENTAL HAZARDS

This pesticide is extremely toxic to fish. Do not apply directly to water. Avoid contamination of ornamental fish ponds. Drifts and runoff from treated areas may be hazardous to aquatic organisms in treated areas. Do not contaminate water when cleaning equipment or disposing of equipment washwaters. This product is highly toxic to bees exposed to direct treatment on blooming crops or weeds. Do not apply this product or allow it to drift to blooming crops or weeds while bees are actively, visiting the treatment area.

PHYSICAL OR CHEMICAL HAZARDS

Do not use or store near heat or open flame. Do not use in undiluted form.

DIRECTIONS FOR USE

It is a violation of Federal law to use this product in a manner inconsistent with its labeling.

Not for use on plants being grown for sale or other commercial seed production, or for Research purposes.

Keep people and pets off treated areas until the spray has dried.

SHAKE WELL BEFORE USING

5/20

[BACK/SIDE LABEL PANEL]

THREE STEPS TO MIX AND APPLY:

1. For lawns and vegetables, measure the area to be sprayed. Calculate square feet by multiplying length by width. For all other applications, apply as a thorough cover spray.
2. Use a clean sprayer. Carefully measure and mix the amount of concentrate and water as directed.
3. Spray as directed. Thorough coverage is important. Flush sprayer with clean water after each use. Make applications when insects first appear. Repeat applications as directed.

Use Dilution rate as indicated:

1 fl. oz. = 6 tsp. or 2 Tbsp.

8 fl. ozs. = 1/2 pt. or 1 cup

DIRECTIONS FOR APPLYING

HOME LAWNS

Turf	Pests	How to Use
Bentgrass, Bermudagrass, Bluegrass, Dichondra, Fescue, Irish Moss, Merion, St. Augustine Grass	Ants, Armyworms, Brown dog ticks, Chinch bugs, Crickets, Cutworms, Fleas, Grasshoppers Japanese beetle grubs, Mole crickets, Sod webworms, Ticks that carry Lyme Disease, Leafhoppers	Thoroughly wet down grass a few hours before applying. Home lawns should be no taller than 3 inches at time of application. Slightly more water may be used as long as the amount of product per area is as listed below. For heavy infestations, repeat application after 2 weeks. For ants, crickets and grasshoppers , use 2 fl. ozs. in 3 gals. of water to cover 1,000 sq. ft. For other listed insects , use 6 fl. ozs. in 10 gals. of water to cover 1,000 sq. ft.

6/20

[BACK/SIDE LABEL PANEL]

HOUSE PLANTS

INDOORS: TO PROTECT PLANTS IN RESIDENTIAL GREENHOUSES AND LATHHOUSES AND FOR INDOOR LANDSCAPING:

House Plants	Pests	How to Use
Ageratum, Ardisia, Aster, Azalea, Baby's Breath, Begonia, Birdsnest Fern, Bleeding Heart, Carnation, Chrysanthemum, Coleus, Crown of Thorns, Cockscomb, Cyclamen, Dracaena, Dumbcane, English Ivy, Fuchsia, Gladiolus, Grape Ivy, Hypoestes Ivy, Juniper, Lily, Marigold, Orchid, Palm, Pansy, Peperomia, Petunia, Philodendron, Piggy-Back Plant, Poinsettia, Portulaca, Pothos, Prayer Plant, Purple Passion, Rabbits Foot Fern, Rose, Schefflera, Snapdragon, Snake Plant, Statice, Velvet Plant, Verbena, Zinnia	Aphids, Armyworms, Corn earworms, Exposed thrips, Fall cankerworms, Inchworms, Japanese beetles, Leafminers, Leafrollers, Mealybugs, Scales, Spider mites, Spring cankerworms, Whiteflies	Mix 1 fl. oz. in 1 gal. of water. Contact and residual: Use sufficient spray to obtain full coverage of all foliage. If application is to be made indoors, remove infested plants from living areas prior to application. Use in an area not likely to be occupied by people or pets (particularly fish). After spraying, plants can be returned to original location. Do not use more product than recommended, as this may cause some plant injury. Use with care on ferns, palms and fuchsia. As with all plants listed, especially carnations, chrysanthemums, and roses, there exists a wide variety of species and cultivars, and therefore, a wide variety of susceptibility to injury. To ascertain possible phytotoxicity, treat a few plants as described above, wait 24 hours, and check for possible injury.
Velvet Plants	Fungus Gnats	(Continued from above)

Fire Ant Control

Individual Mound and Plant Container Treatment

Mix 2 fl. ozs. in 3 gals. of water and apply as a drench using a sprinkler can. Gently apply 1 gallon of the mixture over the surface of each mound. Thoroughly wet mound and surrounding area of 3x4 ft. (12 sq. ft.). For best results apply in cool weather 65^o-80^oF. early or late in the day. Treat new mounds as they appear. Pressurized sprays may disturb ants and cause migration which will reduce product effectiveness. **Use the same method as above for the control of Fire Ants that may nest in permanently placed containerized ornamentals plants.**

TREES & SHRUBS (ORNAMENTALS)

Trees & Shrubs	Pests	How to Use
Arizona, Cypress, Azalea, Birch, Non-bearing Citrus, Conifers, Elm, English Ivy, Euonymus, Weeping Fig, Fir, Honeysuckle, Lilac, Mock-orange, Oak, Palm, Philodendron, Pine, Poinsettia, Tulip Poplar, Rhododendron, Taxus	Aphids, Bagworms, Cicadas, Exposed thrips, Fall cankerworms, Inchworms, Leafminers, Leafrollers, Mealybugs, Spider mites, Whiteflies, Gypsy Moth, Tent Caterpillar, Japanese Beetles	Use 1 fl. oz. in 1 gal. of water. Use sufficient spray to obtain full and uniform coverage. Avoid spraying to the point of runoff. Try to cover underside of leaves and penetrate dense foliage. Spray in the late afternoon or evening, when the temperature ranges from 50 ^o -75 ^o F and when there is little or no wind. Spray at the first sign of insects. Application can be made up to the day of collection.
Conifer	Budworms	
Elm	Elm leaf beetles, Elm spanworms, Fall webworms	
Douglas and Grand Firs	Tussock moths	
Honeysuckle	Fall webworms	
Non-bearing Citrus	Citrus black flies	
Oak	Oakworms	
Pine	Pine beetles, Pine moths, Pine needle miners, Needle scales	

On Tent caterpillars, application should be made when caterpillars are young and tents are first noticed. For best results, apply in the late afternoon or evening, when caterpillars have returned to their tents. Wet tents with spray on all sides. A few caterpillars may be seen escaping from the tent; however, they should die within several hours.

8/20

[BACK/SIDE LABEL PANEL]

ROSES & FLOWERS (ORNAMENTALS)

Roses & Flowers (Ornamentals)	Pests	How to Use
<p>Ageratum, Aster, Ardisia, Azalea, Baby's breath, Begonia, Birds-nest fern, Bleeding heart, Carnation, Chrysanthemum, Coleus, Common Ninebark and Snowberry, Crown of thorns, Cockscomb, Cyclamen, Dracaena, Dumbcane, English Ivy, Exacum, Fuchsia, Gladiolus, Grape Ivy, Gold bells, Hypoestes, Ivy, Juniper, Lilac, Marigold, Mock-Orange, Nannyberry, Orchid, Palm, Pansy, Pea shrub, Peperomia, Petunia, Philodendron, Piggy-back Plant, Poinsettia, Portulaca, Pothos, Prayer Plant, Purple Passion, Rabbits foot fern, Rhododendron, Rose, Schefflera, Snapdragon, Snake Plant, Static e Velvet Plant, Verbena, Zinnia</p>	<p>Aphids, Armyworms, Bagworms, Cabbage worms, Cicadas, Cornworms, Cutworms, Exposed thrips, Fall cankerworms, Fall webworms, Fungus gnat, Inchworms, Japanese beetles, Leafminers, Leafrollers, Mealybugs, Scale crawlers, Spring cankerworms, Spider mites, Whiteflies, Rose Chafer, Psyllids, Scale Insects</p>	<p>Use 1 fl. oz. in 1 gal. of water. Use sufficient spray to obtain full and uniform coverage. Avoid spraying to the point of runoff. Try to cover underside of leaves and penetrate dense foliage. Spray in the later afternoon or evening when the temperature ranges from 50⁰-75⁰F and when there is little or no wind. Spray at the first sign of insects. Application can be made up to the day of collection.</p>

9/20

[BACK/SIDE LABEL PANEL]

FRUITS & NUTS TREES

GENERAL DIRECTIONS

Use 2 fl. ozs. in 1 gal. of water. Use sufficient spray to obtain full and uniform coverage. Avoid spraying to the point of runoff. Try to cover underside of leaves and penetrate dense foliage.

Fruits & Nuts Trees	Pests	How to Use
Almonds, Pecans	Navel orangeworms, Peach twig borers	Do not make more than 2 applications during hull split and 5 applications per season. Can be applied up to 7 days prior to harvest.
Apples	Green fruitworms, Aphids, Leafrollers(Obligue-banded, Redbanded), Plum curculio, Rosy apple aphids, Spotted tentiform leafminers, Tarnished plant bugs, White apple leafhoppers, Japanese Beetles	Do not make more than 3 applications. Do not apply after petal fall.
Peaches	Borers(Lesser peachtree, Peach twig), Green fruitworms, Plum curculio, Oriental fruit moths, Tarnished plant bugs	Do not apply within 7 days of harvest. Do not make more than 8 applications per season.
Pears (dormant through delayed dormant)	Pear psylla	Apply during the dormant through delayed dormant growth period only. Do not make more than 2 applications per season.
Pears (summer)	Codling Moths, Green fruitworms, Pear psylla, Aphids	Do not make more than 3 applications per season. Can be applied up to 14 days prior to harvest.

10/20

[BACK/SIDE LABEL PANEL]

VEGETABLES

Prepare a spray solution at the dilution rates listed for each crop in the chart below. Apply the spray solution at the rate of 1 gallon to cover 440 square feet surface area.

Vegetables	Pests	How to Use
Asparagus (pre-harvest)	Asparagus beetles, Cutworms	Use 3 fl. ozs. in 2 gals. of water. Apply to ensure uniform coverage. Do not apply more than 4 applications per crop. Can be applied up to 3 days prior to harvest.
Asparagus (post-harvest)	Larval stages of asparagus beetle; Tarnished plant bugs, Lygus bugs, Adult Japanese beetle	Use 1½ fl. oz. in 1 gal. of water. Treat ferns or bush growth after spear harvest when insects are present.
Beans	Mexican bean beetle, Leafhoppers, Flea beetle, Corn earworm, Lygus and Stinkbugs	Use 2 fl. ozs. in 1 gal. of water. Apply as needed to maintain control, but not make more than 8 applications per season. Can be applied up to 3 days prior to harvest.
Celery-see Leafy Vegetables		
<u>Cole Crops</u> : Broccoli, Brussels Sprouts, Cabbage, Cauliflower	Beet armyworms, Cabbage aphids and loopers, Diamondback moths, Imported cabbageworms	Use 1 fl. oz. in 1 gal. of water. Apply every 5 days or as needed. Can be applied up to 1 day prior to harvest. Do not make more than 8 applications on Cauliflower, Brussels Sprouts and Broccoli and 10 applications on Cabbage.
Corn-see Sweet Corn		
Cucumber, Melons, Pumpkins, Squash	Flea beetle, Leafhopper	Use 2 fl. ozs. in 1 gal. water. Do not make more than 8 applications per season. Can be applied up to 3 days prior to harvest.

11/20

<p>Cucurbits: Balsam pear(bitter melon), Chinese waxgourd(Chinese preserving melon), citron melon, cucumber, gherkin, edible gourds; melons including hybrids such as cantaloupe, casaba, crenshaw, honeydew, honey balls, mango melon, muskmelon, Persian melon, pumpkin, summer & winter squash, watermelon</p>	<p>Aphids, Cabbage looper, Cucumber Beetle (adults), Cutworms, Leafhoppers, Leafminers, Melonworms, Pickleworm, Plant bugs, Squash bugs.</p>	<p>Use 2 fl. ozs. in 1 gal. of water. Apply to ensure uniform coverage. Can be applied up to the day of harvest.</p>
<p>Eggplant</p>	<p>Colorado potato beetles, Vegetable leafminers</p>	<p>Use 3 fl. ozs. in 1 gal. of water. Apply to ensure uniform coverage. Do not exceed 16 applications. Can be applied up to 3 days prior to harvest.</p>
<p>Horseradish (Foliar application)</p>	<p>Imported crucifer weevils</p>	<p>Use 3 fl. ozs. in 1 gal. water. Do not exceed 3 foliar applications. Can be applied up to 22 days prior to harvest.</p>
<p>Head Lettuce</p>	<p>Corn earworms, Beet armyworms, Loopers (Alfalfa, Cabbage), Tobacco budworms</p>	<p>Use 2 fl. ozs. in 1 gal. water. Apply every 5-10 days as needed only to maintain control. Do not make more than 10 applications per season. Can be applied up to 1 day prior to harvest.</p>

12/20

<p><u>Leafy Vegetables:</u> Amaranth, Arrugula, Celery, Celtuce, Chervil, Corn salad, Chrysanthemum(edible-leaved and garland), cress(garden and upland), Dandelion, Dock, Endive, Fennel, Lettuce(head and leaf), Okra, Parsley, Purslane(garden and winter), Rhubarb, Spinach, Swiss chard</p>	<p>Alfalfa looper, Aphids, Beet armyworm, Cabbage looper, Corn earworm, Cutworms, European corn borer, Fall armyworm, Green cloverworm, Southern armyworm, Tobacco budworm, Vegetable leafminer.</p>	<p>Use 2 fl. ozs. in 1 gal. of water. Apply every 5 to 10 days as needed to maintain control. Can be applied up to 1 day prior to harvest.</p>
<p>Melons-see Cucurbits</p>		
<p>Potatoes</p>	<p>Beet armyworm, Colorado potato beetle, Potato leafhopper, Potato tuberworm, Cabbage looper, Cutworms, European corn borer, Potato psyllid, Tarnished plant bug</p>	<p>Use 3 fl. ozs. in 2 gals. of water. Apply as needed, but not more than 12 applications. Can be applied up to 7 days prior to harvest.</p>
<p>Peppers</p>	<p>Vegetable leafminers, Cabbage looper, Flea beetle, Corn earworm, Pepper weevil, European corn borer, Green cloverworms, Leafhoppers</p>	<p>Use 2 fl. ozs. in 1 gal. of water. Apply as needed, but not more than 8 applications per season. Can be applied up to 3 days prior to harvest.</p>
<p>Spinach</p>	<p>Beet armyworms, Corn earworms, Cabbage loopers, Cutworms, European corn borers, Green cloverworms, Leafhoppers</p>	<p>Use 1.5 fl. ozs. in 1 gal. of water. Apply to ensure uniform coverage. Do not make more than 7 applications per season. Can be applied up to 7 days prior to harvest.</p>

13/20

Strawberries, Raspberries, Blueberries	Strawberry weevils, Aphids, Spider mites, Lygus bugs, Flea beetles, Omnivorous leafhopper, Spittlebugs, Japanese beetles, Field crickets, Red Spider, Leafroller, weevils	Use 1½ fl. ozs. in 1 gal. of water. Allow 14 days between last application and harvest. Make no more than 8 foliar applications per growing season.
Sweet Corn	Armyworms(Fall, Southern), Corn earworms, European corn borers	Use 3 fl. ozs. in 2 gals. of water. Apply every 5 days, but not more than 6 applications per season. Can be applied up to 1 day prior to harvest.
Tomatoes (Do not apply on cherry tomatoes and varieties yielding tomatoes less than one inch in diameter.)	Beet and southern armyworm, Tomato pinworm, Tomato fruitworm, Horn worms, Granulate cutworms, Colorado potato beetle, Cabbage looper	Use 1½ fl. ozs. in 1 gal. of water. Apply to ensure uniform coverage. Do not make more than 6 applications per season. Can be applied up to day of harvest.

NUISANCE PESTS IN OUTDOOR AREAS

GENERAL DIRECTIONS

Use 6-2/3 fl. ozs. in 1 quart of water, treating 400 linear feet with a 6-inch spray band.


OUTSIDE SURFACES OF BUILDING

Use Permethrin 2.5 E.W.C. on Ants, Clover mites, Crickets, Earwigs, Millipedes, Sowbugs (pillbugs) and spiders to help prevent infestation of buildings, treat the building foundation to a height of 2 to 3 feet, where pests are active and may find entrance. Also, apply as a residual spray to outside surfaces of building, including porches, screens, window frames, eaves, patios, garages, refuse dumps and other areas where these pests congregate or have been seen.

OTHER OUTDOOR AREAS

Use Permethrin 2.5 E.W.C. on Ants, Crickets, Earwigs, Fleas, Ticks (**including ticks that may carry Lyme Disease**) for treatment of localized infestations of these insects in areas where there are weeds or bushy non-crop areas, spray infested areas thoroughly. For ants, thoroughly wet hills and runways. Repeat application as reinfestations occur.

To reduce annoyance from: **Cluster flies, Flying moths, Gnats, House flies, Mosquitoes.** Spray outside surfaces of screens, doors, window frames or wherever these insects may enter the room. Also treat surfaces around light fixtures on porches, in garages, around shrubbery, and other places where these insects alight or congregate.



14/20

[BACK/SIDE LABEL PANEL]

WOOD-INFESTING INSECTS (including termites*): For Beetles (Furniture, Deathwatch, False powderpost, Longhorned, Powderpost), Carpenter Ants (and other wood-infesting ants), Carpenter bees and Termites (including dry-wood termites):

Treat outside surfaces of buildings, porches, wooden decks and patios, wooden fences, window frames, doorways, foundations, eaves, patios, garages, garbage areas and other areas where you may find these pests.


Mix 5 fl. ozs. with 1/2 gallon of water to treat 50 sq. ft. Spray infested surfaces until thoroughly wet, avoiding dripping and runoff. Apply evenly on wood surfaces. To treat small areas, apply by brushing or spraying the diluted spray. For large areas, use a coarse, low pressure spray. Do not spray into electrical outlets or utilities.

Spray infested areas and areas likely to be infested, such as wood surfaces, voids and channels in damaged wood, spaces between wooden parts of a structure, and between wood and foundations where infestation is likely to occur, also around fenceposts, wood piles (do not use on firewood) and tree stumps.

Suitable protective clothing should be worn in confined or overhead areas to prevent exposure to eyes and skin. The use of eye protection, protective head covering, chemical resistant gloves and footwear, a long-sleeved shirt and long pants or coveralls are recommended. Do not permit contact with treated surfaces until spray has dried. Treated confined areas, such as detached garages, under porches and decks, should be ventilated during and immediately following application before the areas are re-occupied.

For carpenter ants, spray around doors and windows and other places where ants may enter or crawl and hide. Also treat cracks and crevices or openings into wall voids or other areas where these ants may be present. **For carpenter bees**, spray or inject into holes and tunnels already made by the bees with a tank sprayer, and spray areas where they are beginning to build tunnels into the wood. **For Termites* [including dry-wood termites]**: treat as for other wood-infesting insects. This product will kill workers and winged reproductive forms of termites in the treated areas.

*The purpose of such applications of Permethrin 2.5 E.W.C. for termites is to kill workers or winged reproductive forms which may be present in treated channels at the time of treatment. Such applications are not a substitute for mechanical alteration, soil treatment, or foundation treatment but are merely a supplement. This product is not recommended as sole protection against termites. For active indoor termite infestations, get a professional inspection.



15/20

[BACK/SIDE LABEL PANEL]

**ANIMALS AND ANIMAL PREMISE USE
CATTLE BARNs, SWINE HOUSES, MILK ROOMS, KENNELS, POULTRY
HOUSES, HORSE BARNs, DAIRIES, MILKING PARLORS, FEED LOTS,
STABLES, PADDOCKS.**

For initial clean up of severe insect infestation, dilute at a rate of (1) part concentrate in 4.75 parts water (26 3/4 ounces per gallon) (0.5%). For normal infestations dilute (1) part concentrate in 100 parts water (5-1/3 ounces per gallon of water) (0.1%).

REFERENCE CHART

PESTS	DILUTIONS (Mix Well)	HOW TO APPLY
PESTS ON FARM PREMISES		
(Barns, Dairies, Loafing Sheds, Milking Parlors, Feedlots, Stables, Paddocks, Poultry and Livestock Housing)		
Horseflies, Stableflies, lesser Houseflies and other manure breeding flies, Fleas, Lice, Mites, Ticks, including Deer tick (carrier of Lyme disease). Aids in control of Cockroaches, Mosquitoes and Spiders.	Dilute 5-1/3 fl. ozs. in 1 gal. water Dilute 8 fl. ozs. in 1.5 gals. water Dilute 1 pt. in 3 gals. water Dilute 1qt. in 6 gals. water Dilute 1gal. in 24 gals. water	Spray walls and surfaces thoroughly but do not allow runoff to occur; about 1gal. per 750-1000 sq.ft. Treat no more often than once every 2 weeks. Do not contaminate Animals feed or water by spray. Do not use in milk rooms. Timing and frequency of applications should be based on pest populations reaching nuisance levels, but accompanying manure removal and sanitation practices should precede sprays.
PESTS ON DOG PREMISES (Kennels, Dog Houses, Runs and Yards)		
Fleas, Flies, Ticks, Lice and Mange Mites (adult and larvae)	Dilute 5-1/3 fl. ozs. in 1 gal. water Dilute 8 fl. ozs. in 1.5 gals. water Dilute 1 pt. in 3 gals. water Dilute 1qt. in 6 gals. water Dilute 1gal. in 24 gals. water	Thoroughly spray infested areas, pet beds and resting quarters. Fresh bedding should be placed in animals quarters following treatment. Most efficient pest control is accomplished when heavy pressure and good contact is achieved. Do not spray feed, food or water. Repeat as needed but not more than once every two weeks.

16/20

[BACK/SIDE LABEL PANEL]

PESTS IN CATTLE BARNs, HORSE BARNs, SWINE HOUSEs, KENNELs, MILKING PARLORs, MILK ROOMs, DAIRIES, POULTRY HOUSEs, FEEDLOTs STABLEs AND PADDOCKs

Flies, Mosquitoes and Gnats	Dilute 5 -1/3 fl. ozs. in 1 gal. water Dilute 8 fl. ozs. in 1.5 gals. water Dilute 1 pt. in 3 gals. water Dilute 1qt. in 6 gals. water Dilute 1gal. in 24 gals. water	FOG OR FINE MIST: Apply, directing the spray toward the ceiling and upper corners until the area is filled with mist. Use about 2 ounces per 1000 cubic feet or space. For best results, close doors and windows before spraying and keep closed for 10-15 minutes. Remove animals prior to treatment, ventilate before reoccupying.
-----------------------------	---	--

PESTS ON LARGE ANIMALS (Dairy or Beef Cattle, Horses, Sheep and Goats)

Faceflies, Hornflies, Stableflies, Mosquitoes, Lice, Mites, Ticks, including Deer tick (carrier of Lyme disease)	Dilute 0.6 fl. ozs. in 1 gal. water Dilute 8 fl. ozs. in 12.5 gals. water Dilute 1 pt. in 25 gals. water Dilute 1 qt. in 50 gals. water Dilute 1 gal. in 200 gals. water	Spray to thoroughly cover entire animal. For lice or mites a second treatment is recommended 14-21 days later. Spray lactating dairy cows on after milking is completed.
Hornflies, Faceflies, Stableflies, Ear Ticks	Dilute 8 fl. ozs. in 1gal. water Dilute 1 qt. in 1.25 gals. water	SPOT TREATMENT - LOW PRESSURE SPRAY Apply 1/2oz. per ear or 2-4oz. on face or 12-16 ozs. along the backline.

PESTS ON SWINE AND POULTRY (Do not ship swine for slaughter within 5 days of last treatment)

Mange Mites	Dilute 1.25 fl. ozs. in 1 gal. water Dilute 8 fl. ozs. in 6.25 gals. water Dilute 1 pt. in 12.5 gals. water Dilute 1 qt. in 25 gals. water Dilute 1gal. in 100 gals. water	Spray, dip or sponge animals. Retreat after 14 days, spraying walls and floor space and bedding to kill later hatching, developing stages.
Blowflies, Flies, Mosquitoes, Hog Lice, Fleas, Ticks, including Deer tick (carrier of Lyme disease)	Dilute 1.25 fl. ozs. in 1 gal. water Dilute 8 fl. ozs. in 6.25 gals. water Dilute 1 pt. in 12.5 gals. water Dilute 1 qt. in 25 gals. water Dilute 1 gal. in 100 gals. water	Spray, dip or sponge to apply 1 pint per pig, especially around ears.
Poultry Mites, Northern Fowl Mites & Lice	Dilute 2-2/3 fl. ozs. in 1 gal. water Dilute 8 fl. ozs. in 3 gals. water Dilute 1 pt. in 6.25 gals. water Dilute 1 qt. in 12.5 gals. water Dilute 1gal. in 50 gals. water	Spray at the rate of 1/2 oz. per bird, or 1 gal per 100 birds, with a fine mist. Spray roosts, walls and nests or cages.

17/20

[BACK/SIDE LABEL PANEL]

PESTS ON DOGS (DO NOT TREAT PUPPIES LESS THAN TWELVE (12) WEEKS OF AGE)

Fleas, Ticks, including
Deer tick (carrier of Lyme
disease), Lice & Mange

Dilute 2-2/3 fl. ozs. in 1 gal. water
Dilute 8 fl. ozs. in 3 gals. water
Dilute 1pt. in 6.25 gals. water
Dilute 1 qt. in 12.5 gals. water
Dilute 1 gal. in 50 gals. water

Thoroughly wet the animal by dipping, sponging or spraying. Allow animal to dry in a warm place without rinsing or toweling. Do not reapply product for two to three weeks. Consult a veterinarian before using this product on debilitated, aged, pregnant or nursing animals or animals on medication. **Sensitivities may occur after using ANY pesticide product for pets. If signs of sensitivity occur, bathe your pet with mild soap and rinse with large amounts of water. If signs continue, consult a veterinarian immediately.**

INDOOR USE AREAS

FOR USE IN HOMES, AND THE NONFOOD/FEED AREAS OF BAKERIES, BEVERAGE PLANTS, CANNERIES, FLOUR MILLS, FOOD PROCESSING PLANTS, GRAIN ELEVATORS, GRAINARIES, HOSPITALS (non-occupied areas), HOTELS, MOTELS, INDUSTRIAL INSTALLATIONS, KENNELS, MEAT PACKING PLANTS, OFFICE BUILDINGS, RAILROAD CARS, RESTAURANTS, SCHOOLS, SHIPSHOLDS, SUPERMARKETS, TRUCK TRAILERS, WAREHOUSES.

Do not use in the food/feed areas of food/feed handling establishments, restaurants or other areas where food/feed is commercially prepared or processed. Do not use in serving areas while food is exposed or facility is in operation. Serving areas are areas where prepared food is served such as dining rooms but excluding areas where food may be prepared or held. In the home, all food processing surfaces and utensils should be covered during treatment or thoroughly washed before use. Exposed food/feed should be covered or removed.

To prepare dilutions, the concentrate should first be stirred or agitated well. Add the required amount of concentrate to water and blend thoroughly. Do not hold dilutions for more than 24 hours.

For maximum effectiveness, a combination of localized application and space treatment is recommended. Remove pets, birds and cover fish aquariums before spraying.

For initial clean up of severe insect infestations, dilute at a rate of 1 part of concentrate in 4.75 parts water (26 3/4 fl. ozs. per gallon of water) (0.5%). For normal infestations dilute (1) part concentrate in 25 parts water (5-1/3 fl. ozs. per gallon of water) (0.1%).

18/20

[BACK/SIDE LABEL PANEL]

Non-food/feed areas of food/feed manufacturing, processing, and handling establishments where the product can be used are areas such as garbage rooms, lavatories, floor drains (to sewers), entries and vestibules, offices, locker rooms, machine rooms, boiler rooms, garages, mop closets and storage (after canning or bottling).

Do not apply to classrooms when in use. Do not apply product in occupied patient rooms or any rooms while occupied by the elderly or infirm.

Not for use in Federally Inspected Meat and Poultry Plants.

As a surface spray to control cockroaches, waterbugs, palmetto bugs, ants, silverfish, beetles, mites, weevils: Use a good sprayer and adjust to deliver a coarse, wet spray. Direct the spray into hiding places, cracks and crevices, under pallets, around containers of stored foods, around the base of machinery, and behind shelves and drawers. Spray bookcases for silverfish. Spray ant trails, nests and points of entry. If surface application only is to be used, spray floors, walls and other surfaces, applying at a rate of (1) gallon to 750 square feet of surface.

To control fleas and ticks (adult and larvae), thoroughly spray infested areas, pets beds, resting quarters, nearby cracks and crevices, along and behind baseboards, molding, window and door frames, and localized areas of floor and floor covering. Fresh bedding should be placed in animal quarters following treatment. Apply with mechanical or compressed air equipment (non-thermal), adjusted to deliver a fine mist. Close doors and windows and shut off ventilating systems.

For rapid control of house flies, fruit flies, gnats, mosquitoes, skipper flies, wasps, hornets, bees, black flies, angoumois grain moths and tobacco moths, SPACE SPRAY - direct spray at an upward angle, disturbing it uniformly through the entire area at a rate of (1) ounce per 1000 cubic feet of space. Keep area closed for at least 10 minutes. Vacate area after treatment and ventilate and sweep up dead insects before occupying.

For rapid kill of exposed or accessible stages of other insects named on this insert: Apply using conventional mechanical or compressed air equipment (non-thermal), following directions for space spraying in the paragraph above. Apply the above dilutions at a rate of (1) ounce per 1000 cubic feet of space.

19/20

[BACK/SIDE LABEL PANEL]

STORAGE AND DISPOSAL

Prohibitions: Do not contaminate water, food or feed by storage or disposal.

Pesticide Storage and Spill Procedures: Store upright at room temperature. Avoid exposure to extreme temperatures. In case of spill or leakage, soak up with absorbent material such as sand, sawdust, earth, fuller's earth, etc. Dispose of with chemical waste.

Pesticide Disposal: Pesticide spray mixture, or rinse water that cannot be used according to label instructions must be disposed of at or by an approved waste disposal facility.

Container Disposal: Triple rinse (or equivalent), then offer for recycling or reconditioning, or puncture and dispose of in a sanitary landfill, or by other approved State and local procedures.

Containers One Gallon and Smaller: Do not reuse container. Wrap container in several layers of newspaper and discard in trash.

NOTE: Buyer assumes all risks of use, storage or handling of this product not in strict accordance with label DIRECTIONS and PRECAUTIONS. [Optional Statement]

NOTE: CONTROL SOLUTIONS, INC. WARRANTS THAT THIS PRODUCT CONFORMS TO THE CHEMICAL DESCRIPTION ON THE LABEL AND IS REASONABLY FIT FOR THE PURPOSES STATED ON THE LABEL WHEN USED IN ACCORDANCE WITH THE DIRECTIONS FOR USE. IT IS IMPOSSIBLE TO ELIMINATE ALL RISKS INHERENTLY ASSOCIATED WITH THE USE OF THIS PRODUCT. INEFFECTIVENESS, OR OTHER UNINTENDED CONSEQUENCES MAY RESULT BECAUSE OF SUCH FACTORS AS WEATHER CONDITIONS, PRESENCE OF OTHER MATERIALS, OR THE MANNER OR APPLICATION, ALL OF WHICH ARE BEYOND THE CONTROL OF CONTROL SOLUTIONS, INC. IN NO CASE SHALL CONTROL SOLUTIONS, INC. BE LIABLE FOR CONSEQUENTIAL, SPECIAL OR INDIRECT DAMAGES RESULTING FROM THE USE OR HANDLING OF THIS PRODUCT. ALL SUCH RISKS SHALL BE ASSUMED BY THE BUYER.

20/20

[BACK/SIDE LABEL PANEL]

EXCEPT AS EXPRESSLY PROVIDED HEREIN, CONTROL SOLUTIONS, INC. MAKES NO WARRANTIES, GUARANTEES, OR REPRESENTATIONS OF ANY KIND, EITHER EXPRESSED OR IMPLIED, OR BY USAGE OF TRADE, STATUTORY OR OTHERWISE, WITH REGARD TO THE PRODUCT SOLD, INCLUDING, BUT NOT LIMITED TO, MERCHANTABILITY, FITNESS FOR A PARTICULAR PURPOSE, USE OR ELIGIBILITY OF THE PRODUCT FOR ANY PARTICULAR TRADE USAGE. BUYER'S OR USER'S EXCLUSIVE REMEDY, AND CONTROL SOLUTIONS, INC. TOTAL LIABILITY, SHALL BE FOR DAMAGES NOT EXCEEDING THE COST OF THE PRODUCT.

CONTROL SOLUTIONS, INC.
5903 GENOA-RED BLUFF
PASADENA, TEXAS 77507-1041
281-892-2500

EPA Registration No. 53883-77
EPA Establishment No. 53883-TX-2

REVISED: 04-02-03
S:\MAIN\CONTROL SOLUTIONS\LABELS\PERMETHRIN 2.5 E.W.C.

