

53883-70

01/13/2004

1/11

Please read instructions on reverse before completing form.

Form Approved. OMB No. 2070-0060. Approval expires 2-28-95



United States
Environmental Protection Agency
Washington, DC 20460

<input type="checkbox"/>	Registration
<input type="checkbox"/>	Amendment
<input checked="" type="checkbox"/>	Other

OPP Identifier Number

Application for Pesticide - Section I

1. Company/Product Number: 53883 - 70	2. EPA Product Manager George LaRocca	3. Proposed Classification <input type="checkbox"/> None <input type="checkbox"/> Restricted
4. Company/Product Name: Martin's Insectitabs	PM# 13	
5. Name and Address of Applicant (Include ZIP Code) Control Solutions, Inc. 5903 Genoa-Red Bluff Pasadena, TX 77507-1041 <input type="checkbox"/> Check if this is a new address	6. Expedited Review. In accordance with FIFRA Section 3(c)(3) (b)(i), my product is similar or identical in composition and labeling to: EPA Reg. No. _____ Product Name _____	

Section - II

<input type="checkbox"/> Amendment - Explain below.	<input type="checkbox"/> Final printed labels in response to Agency letter dated _____	NOTIFICATION JAN 13 2004
<input type="checkbox"/> Resubmission in response to Agency letter dated _____	<input type="checkbox"/> "Me Too" Application.	
<input checked="" type="checkbox"/> Notification - Explain below.	<input type="checkbox"/> Other - Explain below.	

Explanation: Use additional page(s) if necessary. (For section I and Section II.)

Notification of Optional Marketing Language per PR Notice 98-10. See highlighted text on attached labeling. This notification is consistent with the provisions of PR Notice 98-10 and EPA regulations at 40 CFR 152.46, and no other changes have been made to the labeling or the confidential statement of formula of this product. I understand that this is a violation of 18 USC Sec. 1001 to willfully make any false statement to EPA. I further understand that if this notification is not consistent with the terms of PR Notice 98-10 and 40 CFR 152.46, this product may be in violation of FIFRA and I may be subject to enforcement action and penalties under sections 12 and 14 of FIFRA.

Section - III

1. Material This Product Will Be Packaged In:				2. Type of Container	
Child-Resistant Packaging <input type="checkbox"/> Yes <input type="checkbox"/> No	Unit Packaging <input type="checkbox"/> Yes <input type="checkbox"/> No	Water Soluble Packaging <input type="checkbox"/> Yes <input type="checkbox"/> No	Metal Plastic Glass Paper Other (Specify) _____		
* Certification must be submitted		If "Yes" Unit Packaging wgt.			
3. Location of Net Contents Information <input type="checkbox"/> Label <input type="checkbox"/> Container		4. Size(s) Retail Container		5. Location of Label Directions <input type="checkbox"/>	
6. Manner in Which Label is Affixed to Product			<input type="checkbox"/> Lithograph <input type="checkbox"/> Paper glued <input type="checkbox"/> Stenciled		
			<input type="checkbox"/> Other _____		

Section - IV

1. Contact Point (Complete items directly below for identification of individual to be contacted, if necessary, to process this application.)					
Name Joe Blake		Title Director, Regulatory Affairs		Telephone No. (Include Area Code) 800-242-5562	
Certification I certify that the statements I have made on this form and all attachments thereto are true, accurate and complete. I acknowledge that any knowingly false or misleading statement may be punishable by fine or imprisonment or both under applicable law.					6. Date Application Received (Stamp)
4. Typed Name Joe Blake		5. Date 12-11-03			

Surrender brand

Pestabs®
Insecticide

For Use by Individuals/Firms Licensed or Registered by the State to Apply Pesticide Products. States May Have More Restrictive Requirements Regarding Qualifications of Persons Using this Product. Consult the Pest Control Regulatory Agency of Your State Prior to Use of This Product.

(Optional Marketing Statements)

- For use as a general crack & crevice or spot treatment in, on and around buildings and structures.
- Can be used in and around houses, apartments, industrial buildings, laboratories, buses, greenhouses (non-commercial), stores, warehouses, vessels, railcars, trucks, trailers, aircraft (cargo and other non-cabin areas only), schools, nursing homes, hospitals, restaurants, hotels, livestock/poultry housing, pet kennels, food granaries, food grain mills and food manufacturing, processing and servicing establishments
- Can be used on lawns and turfgrass around residential, institutional, public, commercial and industrial buildings, parks, recreational areas and athletic fields.
- For use on lawns, turfgrasses and ornamentals
- To control pests indoors and outdoors on residential, institutional, commercial and industrial buildings, storage sheds, federally inspected meat, poultry and egg processing facilities, Pet Kennels, Livestock/Poultry housing, schools, nursing homes, hotels, hospitals, restaurants, food grain mills, food granaries, greenhouses, buses, trucks, trailers, aircraft (cargo areas only), and other listed sites
- For Use in Livestock and Poultry Housing Structures
- For Use in Pet Kennels
- Pre-Measured Tablet Formulation
- Fast, Easy Mixing
- Effective Scorpion Control
- Controls Scorpions

ACTIVE INGREDIENT:

Lambda-cyhalothrin¹

[1α(S*)-3α(Z)]-α-cyano(3-phenoxyphenyl)methyl 3-(2-chloro-3,3,3-trifluoro-1-propenyl)-2,2-

dimethylchloppanecarboxylate.....10.0%

INERT INGREDIENTS:.....90.0%

TOTAL:.....100.0%

¹Synthetic pyrethroid

KEEP OUT OF REACH OF CHILDREN
WARNING

See Side/Back Panel (or Enclosed/Attached Booklet) for First Aid and Precautionary Statements

FIRST AID	
Have the product container or label with you when calling a poison control center or doctor, or going for treatment. You may also contact the Poison Control Center 800-222-1222.	
If swallowed	<ul style="list-style-type: none"> • Call poison control center or doctor immediately for treatment advice. • Have person sip a glass of water if able to swallow. • Do not induce vomiting unless directed to do so by a poison control center or doctor. • Do not give anything by mouth to an unconscious person.
If on skin or clothing	<ul style="list-style-type: none"> • Take off contaminated clothing. • Rinse skin immediately with plenty of water for 15-20 minutes. • Call a poison control center or doctor for treatment advice.
If inhaled	<ul style="list-style-type: none"> • Move person to fresh air. • If person is not breathing, give artificial respiration, preferably mouth to mouth if possible. • Call a poison control center or doctor for further treatment advice.
If in eyes	<ul style="list-style-type: none"> • Hold eye open and rinse slowly and gently with water for 15-20 minutes. Remove contact lenses if present, after the first 5 minutes, then continue rinsing eye. • Call a poison control center or doctor for treatment advice.

FOR CHEMICAL EMERGENCY: Spill, leak, fire, exposure, or accident call CHEMTREC 1-800-424-9300.

**PRECAUTIONARY STATEMENTS
HAZARDS TO HUMANS AND DOMESTIC ANIMALS
WARNING**

MAY BE FATAL IF SWALLOWED. HARMFUL IF INHALED OR ABSORBED THROUGH SKIN. CAUSES MODERATE EYE IRRITATION. AVOID CONTACT WITH SKIN, EYES OR CLOTHING AND BREATHING SPRAY MIST. PROLONGED OR FREQUENTLY REPEATED SKIN CONTACT MAY CAUSE ALLERGIC REACTIONS IN SOME INDIVIDUALS. Wash thoroughly with soap and water after handling and before eating, drinking or using tobacco. Remove contaminated clothing and wash before reuse.

ENVIRONMENTAL HAZARDS

This product is extremely toxic to fish. Do not contaminate water when cleaning equipment or disposing of equipment washwaters. Do not apply directly to water or to areas where surface water is present or to intertidal areas below the mean high water mark. Drift and runoff from treated areas may be hazardous to aquatic organisms in neighboring areas. Apply this product only as specified on this label. When making applications, care should be used to avoid household pets, particularly fish and reptile pets.

This product is highly toxic to bees exposed to direct treatment or residues on blooming crops or weeds. Do not apply this product or allow it to drift to blooming crops or weeds if bees are visiting the treatment area.

PHYSICAL AND CHEMICAL HAZARDS

Do not use this product in or on electrical equipment due to the possibility of shock hazard.

DIRECTIONS FOR USE

It is a violation of Federal law to use this product in a manner inconsistent with its labeling.

IMPORTANT: Not for use on plants being grown for sale or other commercial use, or for commercial seed production, or for research purposes. For use on plants intended for aesthetic purposes or climatic modification and being grown in interior plantscapes, ornamental gardens or parks, or on lawns or grounds.

STORAGE AND DISPOSAL

PROHIBITIONS: Do not contaminate water, food, or feed by storage or disposal. Do not use empty container.

STORAGE: Mix only as needed. Do not store diluted material. Do not store near food or feed. Keep tablets in original package and store in a cool, dry area.

PESTICIDE DISPOSAL: Wastes resulting from the use of this product may be disposed of on site or at an approved waste disposal facility.

CONTAINER DISPOSAL: After tablet is removed, dispose of packaging in trash or by incineration.

GENERAL INFORMATION: STRUCTURAL AND PERIMETER PEST CONTROL


For use as a general surface (nonfood/nonfeed areas), crack and crevice or spot treatment in, on and around buildings and structures and their immediate surroundings and on modes of transport. Nonfood/nonfeed areas of food/feed handling establishments include garbage rooms, lavatories, floor drains (to sewers), entries and vestibules, offices, locker rooms, machine rooms, boiler rooms, garages, mop closets and storage (after canning or bottling). Permitted areas of use include but are not limited to industrial buildings, houses, apartment buildings, laboratories, buses, greenhouses (non-commercial), stores, warehouses, vessels, railcars, trucks, trailers, aircraft (cargo and other non-cabin areas only), schools, nursing homes, hospitals, restaurants, hotels, livestock/poultry housing, pet kennels, food granaries, food grain mills and food manufacturing, processing and servicing establishments.

For indoor applications, PESTABS[®] can be reapplied at 21-day intervals if necessary. More frequent treatments are limited to spot treatments.

Do not allow tablets to become wet before adding to the spray tank. Minimize direct handling of tablets to avoid moisture. Tear or cut tablet package and drop tablet directly into tank to be used for application.

Do not apply this product in any room being used as living, eating, sleeping or recovery area by patients, the elderly, or infirm when they are in the room.

Do not apply to classrooms when in use.



MIXING INSTRUCTIONS

PESTABS[®] is intended for dilution with water for application using hand held or power operated application equipment as a coarse spray for cracks and crevice or spot and general surface (non-food/non-feed areas only) treatments. Do not use strainers finer than 50 mesh size. Fill applicator tank with ½ the desired volume of water and add tablet(s) of PESTABS[®] per the table below. Add the remaining water needed and wait 1-2 minutes for tablet(s) to dissolve. Close and agitate, stir or shake before use in order to ensure proper suspension of the tablet. Shake or reagitae application equipment before use if application is interrupted. Mix only amount of treatment volume as required.

Do not store dilution in application equipment overnight.

Foam Applications

PESTABS[®] may be converted to a foam and the foam used to treat structural voids to control or prevent pests including ants, bees, termites (above ground only), wasps, or other arthropods harboring in walls, under slabs, or in other void areas.

Tank Mixing

PESTABS[®] may be tank mixed with other currently registered pesticides unless expressly prohibited by the product label. A small volume mixing test with the other products is recommended to ensure compatibility. If other chemicals are added to the applicator tank, PESTABS[®] should be added last. If mixed with EC formulations or oils, use within 24 hours. Fill tank to desired volume and continue to agitate while making applications. PESTABS[®] may be tank mixed with an Insect Growth Regulator (IGR). Observe all restrictions and precautions which appear on the labels of these products.

PESTS	CONCENTRATION OF ACTIVE INGREDIENT	DILUTION RATE
Ants Bedbugs (Adult) Bees Boxelder Bees Carpenter Bees Carpet Beetles Cigarette Beetles Centipedes Clover Mites Cockroaches ¹ Confused Flour Beetles Crickets Earwigs Firebrats Fleas ² Flies Lesser Grain Borers Millipedes Mosquitoes Red Flour Beetles Rice Weevil Saw-toothed Grain Beetles Silverfish Sowbug Spiders Termites (above ground only) Ticks Wasps	0.015-0.03%	0.015%: 1 tablet ¹ /gal. water 0.03%: 2 tablets ¹ /gal. water
Cockroaches ¹ Crickets Flies ⁶ Litter Beetles ¹ (adults/immature stages such as Darkling, Hide and Carrion) Mosquitoes ¹ Pillbugs Scorpions Spiders ⁷ Spider Mites (Two spotted, Spruce) Ticks ⁷	0.06%	0.06%: 4 tablets ¹ /gal. Water

1 Surrender brand Pestabs[®] = 5.6 grams (0.2 oz)

- 2 For cockroaches the recommended rate for maintenance treatments is 0.015% and for clean-out treatments is 0.03%. In addition, more frequent applications may be necessary on concrete surfaces. For SEVERE infestations, use 0.06% rate.
- 3 For outdoor use only and use 0.03% rate.
- 4 For control of LIGHT beetle infestations, use 0.03% rate.
- 5 For residual control, use 0.06% rate.
- 6 Rates for flies may be increased to 0.06% when environmental conditions are severe and/or populations are high.
- 7 For clean-out/sever infestations, use 0.06% rate.

SPECIFIC USE DIRECTIONS

ANTS: Apply to any trails around doors and windows and other places where ants may be found. For best results, locate and treat nests. Where ants are trailing inside, apply as a residual surface treatment to active areas such as baseboards, corners, around pipes, in and behind cabinets, behind and under refrigerators, sinks, furnaces and stoves, cracks and crevices. When combining baits and residual surface insecticides, apply surface insecticides in cracks and crevices, along baseboards, and infested surfaces and outside barrier treatments. Use baits in other areas that are untreated by residual insecticides, also see OUTDOOR SURFACES USE.

BEES, FLIES, MOSQUITOES, AND WASPS: Apply directly to walls, ceilings, window screens, and other resting areas as a residual surface treatment. May be used inside residential buildings as well as in and around carports, garages, and storage sheds; also see OUTDOOR SURFACES USE.

CARPENTER BEES: Apply coarse spray to thoroughly wet wood surfaces where bees have been previously active or to provide protection against further damage. Apply early in the spring to prevent bees from invading wood. When bees have infested wood, surface applications can help control embedded larvae and bees that emerge from the wood.

PANTRY PESTS (i.e., Carpet beetle, Cigarette beetle, Confused flour beetle, Lesser grain borer, Red flour beetle, Rice weevil, and Saw-toothed grain beetle): Apply to cupboards, shelving, and storage areas. Remove all utensils, uncovered foodstuffs (or any having original package opened), and shelf paper before making application. Allow treated surfaces to dry and cover shelves with clean paper before replacing any utensils, foodstuff, or other items. Any foodstuff accidentally contaminated with treatment solution should be destroyed.

BOXELDER BUGS, CENTIPEDES, MILLIPEDES, PILLBUGS, AND SOWBUGS: Apply around doors and windows and other places where these pests may be found or where they may enter premises. Treat baseboards, storage areas, and other locations. Apply barrier treatments to prevent infestation as described below; also see OUTDOOR SURFACES USE.

FLEAS AND TICKS: To control nuisance fleas and ticks (e.g. dog ticks) apply to kennels, yards, runs and other areas where pets may frequent. For best coverage to control ticks, apply using a coarse fan spray to vegetation brush, branches, rock walls, and other areas near habitation where ticks may harbor or frequent. Treat entire area rather than making spot treatments, and retreat as necessary to maintain control. Do not apply to pasture or cropland and do not allow animals and people access to treated areas until the deposit has dried. Also see OUTDOOR SURFACES USE.

CLUSTER FLIES: Apply in late summer or early fall before flies are observed alighting on surfaces. Apply thoroughly on siding, under eaves, and around windows and doors, paying particular attention to south-facing surfaces, but do not allow runoff to occur. Heavy precipitation prior to frost may require retreatments to maintain protection. In winter and spring when flies become active and are emerging, interior crack and crevice and void treatments can help reduce the infestation, along with ULV or general surface application in infested attics or unoccupied lofts.

LITTER BEETLES (DARKLING, HIDE AND CARRION BEETLES) AND FLIES IN ANIMAL HOUSING (SUCH AS POULTRY HOUSES): To control adult litter beetles, apply PESTABS[®] to walls and floors at cleanout, before reintroduction of animals. This will suppress beetles that escaped earlier treatment and will help delay onset of future infestations. Pay attention to areas where beetles frequently occur, such as walls, supports, cages, stalls and around feeders. To help control flies, apply a directed application to horizontal surfaces and overhead areas and allow to dry before reintroduction of animals; also see LIVESTOCK POULTRY HOUSING STRUCTURES AND PET KENNELS.

Application Within Food Handling Establishments: (places other than private residences in which exposed food is held, processed, prepared, or served) including, but not limited to, areas for receiving, storage, packing (canning, bottling, wrapping, boxing), preparing foods, edible waste storage and enclosed processing systems (mills, dairies, edible oils, syrups) and serving areas. Use as a crack and crevice or spot treatment in and around both food and nonfood areas. Apply in small amounts directly into cracks and crevices, using equipment capable of delivering a pin stream of insecticide, in pints between different elements of construction, between equipment and floor, openings leading to voids and hollow spaces in walls, equipment and bases. Food contact surfaces and equipment should be cleaned with an effective cleaning compound and rinsed with potable water before using.

Limit individual spot treatments to an area no larger than 20% of the treated surface. Individual spot treatments should not exceed two square feet. Take extreme care that the product is not introduced into the air. Avoid contamination of food and food processing surfaces.

Not for use in Federally inspected meat, poultry and egg processing facilities.

Application Within Food Serving Areas (facilities where foods are served, such as dining rooms): Apply as a crack and crevice or spot treatment to selective surfaces, such as baseboards, under elements of construction and into cracks and crevices. Avoid treating

surfaces likely to be contacted by food. Do not apply when facility is in operation. Food must be covered or removed in area being treated. Do not apply directly to food or allow applications to contaminate food.

Application of this product in the Food Areas and /or Food Serving Areas of Food Handling Establishments other than as a spot and/or crack and crevice treatment is not permitted.

LIVESTOCK/POULTRY HOUSING STRUCTURES AND PET KENNELS

Apply as a general surface (including directed sprays) and/or crack and crevice treatment. Control is enhanced when interior and exterior perimeter applications are made in and around the livestock and pet housing structures. Normal cleaning practices of the structure also must be followed along with applications of PESTABS® to effectively control the crawling and flying insect pests listed in the table.

For unoccupied areas of livestock barns or housing structures, apply to floors, vertical and overhead surfaces where crawling or flying insect pests are or may be present. Feeders, waterers and feed carts should be covered before application to prevent contamination. Do not apply to milk rooms or feed rooms. Pay attention to animal areas including stanchions, pipes, windows, and doors, and areas where insect pests hide or congregate. Exterior applications to south facing walls and foundation perimeters can help prevent interior infestations of flying and crawling insect pests.

For poultry houses, apply to floor area (birds grown on litter) or to walls, posts, and cage framing (birds grown in cages). Application should also be made into cracks and crevices around insulation. Reapply after each growout or sanitization procedure. Indoor control can be enhanced by making perimeter treatments around the outside of building foundations to prevent immigrating adult beetles. Apply in a uniform band 1-3 feet up and 2-6 feet out from foundation. Maintaining a year-round treatment program will prevent background populations from reaching problem levels.

DO NOT make applications of PESTABS® in areas where animals are present in the facility. Allow treated surfaces to completely dry before restocking the facility.

DO NOT make applications to any animal feedstuffs, water or watering equipment.

DO NOT contaminate any animal food, feed or water in and around livestock, poultry or pet housing when making applications.

OUTDOOR SURFACES USE

For control of ants, bees, centipedes, cockroaches, crickets, fleas, flies, millipedes, mosquitoes, scorpions, sowbugs, pillbugs, spiders, termites (above ground only), ticks, wasps and other similar areas where these insect pests are active. For termites, this type of application is not intended as a substitute for soil treatment labeled termiticides or mechanical alteration to control subterranean termites, or fumigation for extensive infestation of drywood termites or other wood infesting insects. The purpose of such applications of the product is to kill workers or winged forms which may be present in the treated channels at the time of treatment and to impart a temporary resistance to attack at these places, which may aid in the prevention of immediate reinfestation. Such applications are not a substitute for mechanical alteration, soil treatment or foundation treatment but merely a supplement. For active termite infestations, get a professional inspection.

BARRIER TREATMENTS: Applying a continual band of insecticide around a building foundation and around windows, doors, service line entrances, eaves, vents and other areas can greatly reduce the potential for entry by crawling pests. To facilitate application, remove debris and leaf litter from next to the foundation, cut back vegetation and branches that touch the foundation, and move or rake back rocks, deep mulch, or other potential pest harborage next to the foundation. Apply the band up to 10 feet wide around the structure (or according to state regulations governing commercial pest control) and upwards along the foundation to 3 feet and around windows, doors, and roof overhangs. Apply as a coarse spray to thoroughly and uniformly wet the foundation and/or band area so that the insecticide will reach the soil or thatch level where pests may be active.


Amount of concentrate is dependant upon pest species (see pest table and comments), infestation levels, and service interval desired.

RATE TABLE FOR PERIMETER BARRIER APPLICATIONS

Application Rate: No. of PESTABS®	Gallons of Water ¹	Area of Coverage (sq ft)
1	1-5 gallons	800-1600 sq ft
2	1-5 gallons	800-1600 sq ft
4	1-5 gallons	800-1600 sq ft

Application volume may be greater than 5 gallons per 800-1600 sq ft if required under heavy vegetative or landscaping materials in order to obtain desired coverage.

EXAMPLES OF DILUTIONS FOR PERIMETER BARRIER APPLICATIONS



Application Volume Gallons of solution/ 1000 sq ft	Application Rate No. of PESTABS [®] / 1000 sq ft	No. of PESTABS [®] to Dilute in Water According to Spray Tank Volumes 5 gals	10 gals
1 gal/1000 sq ft	1	5	10
	2	10	20
	4	20	40
2 gal/1000 sq ft	1	3	5
	2	5	10
	4	10	20
5 gal/1000 sq ft	1	1	2
	2	2	4
	4	4	8

NOTE: Do not use water-base sprays of PESTABS[®] in conduits, motor housings, junction boxes, switch boxes, or other electrical equipment because of possible shock hazard. For best results, thoroughly wash out sprayer and screen with water and detergent before using PESTABS[®]. PESTABS[®] has not stained or caused damage to painted or varnished surfaces, plastics, fabrics or other surfaces where water applied alone causes no damage.

- Let treated surfaces dry before allowing humans and pets to contact surfaces.
- Do not apply this product to edible growing crops or stored raw agricultural commodities used for food or feed.
- Do not allow applications to contact water inhabited by fish, such as in aquariums and ornamental fish ponds that are located in/around structures being treated.

GENERAL INFORMATION: LAWN/TURFGRASS AND ORNAMENTALS

PESTABS[®] may be used for applications to maintain indoor or outdoor areas where turf and ornamentals are grown such as residential landscaped areas and non-residential landscapes around institutional, public, commercial and industrial buildings, parks, recreational areas and athletic fields.

Applicators must ensure that they are certified in the necessary pesticide certification categories to allow application of PESTABS[®] away from structures, such as to turf and ornamental plantings. Structural pest control certification categories may limit the distance away from structures for pesticide application. Consult your state extension office or pesticide regulatory officials for further information.

General Mixing Instructions

PESTABS[®] is to be mixed with water and may be used in all types of standard application equipment. Fill applicator tank with the desired volume of water and add PESTABS[®]. It is suggested that the water be 5 to 7 pH. Adjust water pH with a buffering agent if necessary. Slowly add PESTABS[®] to applicator tank water with maximum agitation. Close and shake or reagitator applicator tank before use if application is interrupted. Make up only amount of treatment volume as required.

Tank Mixing

PESTABS[®] may be tank mixed with other currently registered pesticides unless expressly prohibited by the PESTABS product label. A small volume mixing test with the other products is recommended to ensure compatibility. If other chemicals are added to the applicator tank, PESTABS[®] should be added last. If mixed with EC formulations, use within 24 hours. Fill tank to desired volume and continue to agitate while making applications.

Observe all the restrictions and precautions which appear on the labels of these products.

IMPORTANT: Time application to flowering plants during periods when pollinating insects are not present, such as early morning or late evening.

- Do not apply this product through any type of irrigation system.
- Do not apply this product to edible crops.
- Do not apply this product by aerial application.
- Use of this pesticide adjacent to water may affect aquatic organisms. To protect these organisms, do not apply this pesticide within 25 feet of lakes, reservoirs, rivers, permanent streams, marshes or natural ponds, estuaries and commercial fish farm ponds.
- Do not make outdoor broadcast applications to turf and ornamentals when wind speed is 15 miles per hour or greater.
- In the state of New York, do not apply within 10 feet of coastal marshes or streams that drain into coastal marshes.

USE	PEST	AMOUNT OF PESTABS [®]
Ornamentals in residential landscaped areas around institutional, public, commercial and industrial buildings, parks, recreational areas, and athletic fields (including Trees, Shrubs, Flowers, Evergreens, Foliage Plants and Groundcovers)	Ants (Including Imported Fire Ants) Armyworms Azalea caterpillar Aphids Bagworms Black vine weevil (adult) Boxelder Bugs Budworms California oakworm Cankerworms Cockroaches Crickets Cutworms Eastern Tent caterpillar Elm leaf beetles European sawfly Fall webworm Flea beetles Forest tent caterpillar Gypsy moth larvae Japanese beetles (adults) June beetles (adults) Lace bugs Leaf-feeding caterpillars Leafhoppers Leafminers (adults) Leaf rollers Leaf skeletonizers Midges Mosquitoes Oleander moth larvae Pillbug Pine sawfly Pine shoot beetles Pinetip moths Plant bugs Root weevil Sawfly Scale insects (crawlers) Spiders Spittlebugs Striped beetles Striped oakworm Thrips Tip moth Tussock moth larvae Wasps	1.2 to 4.8 ozs/ 100 gals or 6 to 24 PESTABS [®] / 100 gals
	Broadmite Brown softscale California redscale (crawler) Clover mites Mealybugs Pineneedlescale (crawler) Spider mites Whitellies	

9/11

Application to ornamentals should be started prior to the establishment of high insect pest populations. Make reapplications as necessary to keep pest populations under control, using higher rates as pest pressure increases.

Apply at 7-day intervals if retreatment is necessary. More frequent treatments should be limited to spot treatments

Do not apply more than 0.36 pounds of the active ingredient (52.4 fl oz of concentrate) per acre per year.

Good spray coverage is necessary to provide the most effective level of control. Addition of a spreader-sticker at recommended rates may enhance the control of insects on certain species of ornamentals having waxy, hard to wet foliage.

For spot treatments use six (0.2 oz) PESTABS® per 3 to 6 gallons of water.

Consult your state university or local Cooperative Extension Service office for specific pest control application timing in your area.

NOTE: While phytotoxicity testing has been carried out on a wide range of ornamental plants under various environmental conditions, and no phytotoxicity has been observed, certain cultivars may be sensitive to the final spray solution.

It is advised to prespray a selection of ornamental plants and observe them for 7-10 days prior to treating large areas if local use experience is unavailable.

Scale: Thoroughly cover the plant with PESTABS®

Bagworm: Apply PESTABS® when bagworm larvae begin to hatch. Spray directly on the larvae. Application is the most effective when the larvae are young.


PESTABS® MIXING CHART FOR ORNAMENTAL INSECT PEST CONTROL (PESTABS® to add per spray tank)

No. of PESTABS®	25 Gallons	50 Gallons	100 Gallons
6 (1.2 oz)	2	4	6
12 (2.4 oz)	4	8	12
24 (4.8 oz)	6	12	24

USE	PEST	NO. OF PESTABS®
LAWN/TURFGRASS AROUND RESIDENTIAL, INSTITUTIONAL, PUBLIC, COMMERCIAL AND INDUSTRIAL BUILDINGS, PARKS, RECREATIONAL AREAS AND ATHLETIC FIELDS.	Ants (Including Imported fire ants) Armyworms Centipedes Crickets Cutworms Earwigs Fleas (adult) Grasshopper Japanese beetle (adult) Millipedes Mites Mosquitoes Pillbugs Sod webworms Sow bugs Ticks (including species which transmit Lyme disease)	½ to 1 PESTABS® /1000 sq ft or 2.82 to 5.65 grams/1000 sq ft
	Bluegrass billbug (adult) Black turfgrass Ataenuis (adult) Chiggers Fleas (adult) Grubs (suppression) Hyperodes weevil (adult) Mole cricket (nymphs and young adults)	1 PESTABS® /1000 sq ft OR 5.65 GRAMS/1000 sq ft
	Mole Crickets (mature adults) Chinch bugs	2 PESTABS® /1000 sq ft or 11.3 grams/1000 sq ft

Conversion rate: 1 gram equals 0.035 oz.

Application to turf should be started prior to the establishment of high insect pest populations and significant turf damage. Make reapplications as necessary to keep pest populations under control, using higher rates as pest pressure increases.



10/11

Apply at 7-day intervals if retreatment is necessary. More frequent treatments should be limited to spot treatments.

Do not apply more than 0.36 pounds of active ingredient (57.6 oz or 288 PESTABS®) per acre per year.

For spot treatments use six (0.2 oz) of PESTABS® per 3 to 6 gallons of water.

Do not apply when turfgrass is waterlogged or when soils are saturated with water (i.e. will not accept irrigation).

Keep children and pets off treated areas until spray has dried following the application.

Surface Insect Control (chinch bugs, billbugs, etc.) For best results apply PESTABS® at recommended rates in 2 to 10 gallons of water per 1,000 sq ft. The use of a non-ionic wetting agent, penetrant or similar adjuvant is recommended at label rates. Lightly irrigate after application with up to ½ inch of water to move the PESTABS® into the thatch layer. If irrigation is not available, then use high water application rates for optimum results.

Fire Ant Control Treat individual mounds with a drench application using a watering can. Use two PESTABS® per 2 ½ gallons of water. Thoroughly soak each mound and a 3 foot diameter circle around each mound. Gently apply the mixture to avoid disturbing the mound. Disturbing the mound may cause the ants to migrate and reduce the effectiveness of the treatment. For best results, apply in early morning or late evening hours. Make additional treatments as needed.

Mosquito Control Apply as a general spray around landscape plantings, turf, and building foundations to control mosquitoes. For best results apply PESTABS® at recommended rates in 2 to 5 gallons of water per 1,000 sq ft.

CONDITIONS OF SALE AND LIMITATION OF WARRANTY AND LIABILITY

NOTICE: Read the entire Directions for Use and Conditions of Sale and Limitation of Warranty and Liability before buying or using this product. If the terms are not acceptable, return the product at once, unopened, and the purchase price will be refunded.

The Directions for Use of this product should be followed carefully. It is impossible to eliminate all risks inherently associated with the use of this product. Ineffectiveness or other unintended consequences may result because of such factors as manner of use or application, weather, presence of other materials or other influencing factors in the use of the product, which are beyond the control of CONTROL SOLUTIONS, INC. or Seller. All such risks shall be assumed by Buyer and User, and Buyer and User agree to hold CONTROL SOLUTIONS, INC. and Seller harmless for any claims relating to such factors.

CONTROL SOLUTIONS, INC. warrants that this product conforms to the chemical description on the label and is reasonably fit for the purposes stated in the Directions for Use, subject to the inherent risks referred to above, when used in accordance with directions under normal use conditions. This warranty does not extend to the use of this product contrary to label instructions, or under abnormal conditions or under conditions not reasonably foreseeable to or beyond the control of Seller or CONTROL SOLUTIONS, INC., and Buyer and User assume the risk of any such use. CONTROL SOLUTIONS, INC. MAKES NO WARRANTIES OF MERCHANTABILITY OR OF FITNESS FOR A PARTICULAR PURPOSE NOR ANY OTHER EXPRESS OR IMPLIED WARRANTY EXCEPT AS STATED ABOVE.

In no event shall CONTROL SOLUTIONS, INC. or Seller be liable for any incidental, consequential or special damages resulting from the use or handling of this product. THE EXCLUSIVE REMEDY OF THE USER OR BUYER, AND THE EXCLUSIVE LIABILITY OF CONTROL SOLUTIONS, INC. AND SELLER OFR ANY AND ALL CLAIMS, LOSSES, INJURIES OR DAMAGES (INCLUDING CLAIMS BASED ON BREACH OF WARRANTY, CONTRACT, NEGLIGENCE, TORT, STRICT LIABILITY OR OTHERWISE) RESULTING FROM THE USE OR HANDLING OF THIS PRODUCT, SHALL BE THE RETURN OF THE PURCHASE PRICE OF THE PRODUCT OR, AT THE ELECTION OF CONTROL SOLUTIONS, INC. OR SELLER, THE REPLACEMENT OF THE PRODUCT.

CONTROL SOLUTIONS, INC. and Seller offer this product, and Buyer and User accept it, subject to the foregoing conditions of sale and limitations of warranty and of liability, which may not be modified except by written agreement signed by a duly authorized representative of CONTROL SOLUTIONS, INC.

Control Solutions, Inc.
5903 Genoa-Red Bluff
Pasadena, TX 77507-1041

EPA Reg. No. 53883-70

EPA Est. No. 53883-TX-002

PESTAB is a registered trademark of Syngenta

11/1

CONTROL
SOLUTIONS
INC.

December 11, 2003

Document Processing Desk (NOTIF)
Office of Pesticide Programs (7504C)
U.S. Environmental Protection Agency
Ariel Rios Building
1200 Pennsylvania Ave., N.W.
Washington, DC 20460

Re: Notification per (PR) Notice 98-10, Optional Marketing Language
EPA Reg. No. 53883-70 Martin's Insectitabs


Dear Sir or Madam:

Enclosed is a Notification for inclusion of optional marketing language per (PR) Notice 98-10. See highlighted text on attached labeling. Also included in this notification is the inclusion of the Poison Control Center telephone number in the First Aid Statement. See highlighted text. No other changes were made to the label.

This notification is consistent with the provisions of PR Notice 98-10 and EPA regulations at 40 CFR 152.46, and no other changes have been made to the labeling or the confidential statement of formula of this product. I understand that it is a violation of 18 USC Sec. 1001 to willfully make any false statement to EPA. I further understand that if this notification is not consistent with the terms of PR Notice 98-10 and 40 CFR 152.46, this product may be in violation of FIFRA and I may be subject to enforcement action and penalties under sections 12 and 14 of FIFRA.

If you have any questions or need additional information, please feel free to contact me.

Sincerely,



Joe Blake
Director, Regulatory Affairs