

APR 15 2008

UNITED STATES ENVIRONMENTAL PROTECTION AGENCY
WASHINGTON, D.C. 20460United States
Environmental Protection
AgencyOffice of Pesticide Programs

King Technology Inc.
530 11th Avenue South
Hopkins, MN 55343

Attention: Heather R. Bjornson
Regulatory Consultant

Subject: Pool Frog Mineral Reservoir
EPA Registration No. 53735-11
Amendment Dated January 15, 2008

The amendment, submitted in connection with registration under the Federal Insecticide, Fungicide and Rodenticide Act (FIFRA), as amended, to add directions for use and other marketing claims, is acceptable.

A stamped copy of the "accepted" product labeling is enclosed for your records.

If you have any questions concerning this letter, please contact Martha Terry at (703) 308-6217.

Sincerely

A handwritten signature in black ink, appearing to read "Marshall Swindell".

Marshall Swindell
Product Manager (33)
Regulatory Management Branch 1
Antimicrobials Division (7510P)

Enclosure

Pool Frog Mineral Reservoir

[Alternate Brand Name: Aqua Smarte Mineral Reservoir]

Master Label includes:

- Pool Frog Mineral Reservoir [Cartridge System] Labeling (on the device)
- Pool Frog Mineral Reservoir [Cartridge System] Outer Package Labeling
- Pool Frog Mineral Reservoir [Cartridge System] Instruction Manual placed inside the product box
- Pool Frog Mineral Reservoir [Skimmer application] Labeling (on the device)
- Pool Frog Mineral Reservoir [Skimmer application] Outer Package Labeling
- Pool Frog Mineral Reservoir [Skimmer application] Instruction Manual placed inside the product box
- Pool Frog Mineral Reservoir [Spa Cartridge] Labeling (on the device)
- Pool Frog Mineral Reservoir [Spa Cartridge] Display Packaging Labeling (for Floating Spa System)
- Pool Frog Mineral Reservoir [Spa Cartridge] Display Packaging Labeling (for use in Floating Spa System or In-Line Spa System)
- Pool Frog Mineral Reservoir [Spa Cartridge] Instruction Manual (for use in Floating Spa System) placed inside the product box
- Pool Frog Mineral Reservoir [Spa Cartridge] Instruction Manual (for use in In-Line Spa System) placed inside the product box
- Pool Frog Mineral Reservoir [Filter Spa Product] Outer Package Labeling
- Pool Frog Mineral Reservoir [Filter Spa Product] Instruction Manual placed inside the product box

ACCEPTED
All text in places {xxx} is optional and may or may not be included on a final label.
with COMMENTS
All text in brackets [xxx] is administrative and will not appear on a final label.
EPA Letter Dated:

EPA Reg. No. 53735-11
APR 15 2008

Manufactured by:
King Technology, Inc., 530 11th Ave. South, Hopkins, MN 55343

Under the Federal Insecticide,
Fungicide, and Rodenticide Act as
amended, for the pesticide,
registered under EPA Reg. No. 53735-11

King Technology: Pool Frog Mineral Reservoir
Label Version January 16, 2008
Page 1 of 42

3 8 43

Pool Frog Mineral Reservoir [Cartridge System] Labeling (on the device)

[Alternate Brand Name: Aqua Smarte Mineral Reservoir]

POOL FROG MINERAL RESERVOIR

PATENTED MINERAL POOL {SANITIZER} {DISINFECTANT}

The Complete Low Chlorine Alternative+

{The Frog Mineral System reduces chlorine use up to 50%*}
{Up To 50%* Chlorine Reduction with Pool Frog Mineral System}

{Eliminates daily dosing for less work}

{Improves Water Quality By:}

- {Destroying bacteria for improved clarity}
- {Helping to maintain a neutral pH}
- {Reducing chlorine use for softer water}

{Frog now comes with water polishers for easier pool start up.}
{Now with Start-Up Water Polishers}

+ Pool Frog Mineral Reservoir must be used with at least 0.5 ppm chlorine. To enjoy the complete system, Pool Frog Mineral Reservoir must be used in conjunction with the EPA registered chlorine Bac Pac (EPA Reg. No. 53735-2) or other compatible EPA registered sources of chlorine approved specifically for swimming pools or a chlorine delivery device.

* Compared to the minimum EPA recommended chlorine level of 1.0 ppm for a stabilized swimming pool.

KEEP OUT OF REACH OF CHILDREN

CAUTION

See Enclosed Instruction Manual for Complete Directions for Use

Active Ingredient:

Silver Chloride ----- 0.5%

Other Ingredients: ----- 99.5%

Total: ----- 100.0%

NET WT.: 1.0 lbs.

EPA Reg. No.: 53735-11

EPA Est. No.: 071209-AZ-C01

ACCEPTED
with COMMENTS
EPA Letter Dated:
APR 15 2008

King Technology, Inc.
530 11th Ave. South
Hopkins, MN 55343

Under the Federal Insecticide,
Fungicide, and Rodenticide Act as
amended, for the pesticide
registered under EPA Reg. No. 53735-11

King Technology: Pool Frog Mineral Reservoir
Label Version January 16, 2008
Page 2 of 42

POOL FROG MINERAL RESERVOIR

PATENTED MINERAL POOL {SANITIZER} {DISINFECTANT}

Product Description [for Pool Frog Mineral Reservoir]: The Pool Frog Mineral Reservoir is the heart of an advanced pool care system that destroys bacteria. The patented mineral formula in the Pool Frog Mineral Reservoir also neutralizes acids, which helps keep the pH in a safe range with less monitoring. The controlled release of minerals provides an optimum level of protection in your pool. The Frog Mineral System reduces chlorine use up to 50% compared to the minimum EPA recommended chlorine level of 1.0 ppm for a stabilized swimming pool. Simply use the Pool Frog Mineral Reservoir with at least 0.5 ppm of an EPA registered source of chlorine or a chlorine delivery device. Using Pool Frog Minerals with reduced chlorine levels improves swimming pool pleasure by reducing the irritations associated with chlorine including red stinging eyes, dry itchy skin, faded bathing suits, premature damage to pool equipment or surfaces and smelly odors. With the Pool Frog Mineral Reservoir, pool care was never so easy and effective. This product must only be used inside the Frog Cyclor and never be used alone but always supplemented with a source of chlorine. Once wetted, the time-released mineral coating of this product is effective up to 6 consecutive months or one pool season whichever is shorter. After that time, even if upon shaking you hear the spent media inside, it is no longer effective and must be replaced. Mark the calendar with stickers provided to replace this product.

Replace the Pool Frog Mineral Reservoir after 6 months.

It is a violation of Federal Law to use this product in a manner inconsistent with its labeling.

Directions For Use with chlorine Bac Pac EPA Reg. No. 53735-2: For use in { in-ground} {above ground} pools up to {20,000} {25,000} {30,000} {35,000} {40,000} gallons. For a complete system, use this product inside the Cyclor along with the chlorine Bac Pac. This product is compatible with pool chemicals except biquinides and bromine. Before inserting the Pool Frog Mineral Reservoir as the pool maintenance product, balance the pH to between 7.2 and 7.8 and total alkalinity between 60-120 ppm and shock the pool with a chlorine shock per the manufacturer's directions. Then follow the directions below:

1. Turn circulation pump off, turn control dial to Pac Removal or Setting 0 depending on your model and remove cap from Cyclor.
2. Line up slot on the side of the Pool Frog Mineral Reservoir with the fin inside the Cyclor and lower into the Cyclor.
3. If using the chlorine Bac Pac, insert into the center of this product according to the directions on its label then replace the cap on the Cyclor and turn pump back on. Set the control dial on the Cyclor per the size and pump run time of your pool according to the chart in the manual.

Directions for Use with Alternate Source of Chlorine: If using an alternative EPA registered source of chlorine, follow steps 1 and 2 above then replace the Cyclor cap, set the control dial to Maximum or Setting 10 depending on your model and turn pump back on. Maintain recommended chlorine levels of at least 0.5 ppm in the pool.

DO NOT USE ANY OTHER PAC OR BULK CHEMICAL INSIDE THE MINERAL RESERVOIR. DAMAGE TO THE RESERVOIR, POOL OR OTHER EQUIPMENT COULD RESULT.

Disposal: After six months of use, discard Pool Frog Mineral Reservoir in trash even if it appears there is spent media left inside. Do not attempt to reuse the [Reservoir once removed from the {Frog Cyclor} {skimmer}]. In the unlikely event that a Reservoir should break and release raw minerals into the pool - vacuum out.

Under the Federal Insecticide,
Fungicide, and Rodenticide Act as
amended, for the pesticide,
registered under EPA Reg. No. 53735-11

King Technology: Pool Frog Mineral Reservoir
Label Version January 16, 2008
Page 3 of 42

APR 15 2008

NOTICE: Neither King Technology, Inc. nor the seller of this product can accept any responsibility where the product is not used according to directions and for the manner in which it was intended.

ACCEPTED
with COMMENTS
EPA Letter Dated:

APR 15 2008

Under the Federal Insecticide,
Fungicide, and Rodenticide Act as
amended, for the pesticide,
registered under EPA Reg. No. 53735-11

Pool Frog Mineral Reservoir [Cartridge System] Outer Package Labeling

[Alternate Brand Name: Aqua Smarte Mineral Reservoir]

[Front Panel]

POOL FROG MINERAL RESERVOIR

PATENTED MINERAL POOL {SANITIZER} {DISINFECTANT}

The Complete Low Chlorine Alternative+

{The Frog Mineral System reduces chlorine use up to 50%*}
{Up To 50%* Chlorine Reduction with Pool Frog Mineral System}

{Eliminates daily dosing for less work}

{Improves Water Quality By:}

- {Destroying bacteria for improved clarity}
- {Helping to maintain a neutral pH}
- {Reducing chlorine use for softer water}

+ Pool Frog Mineral Reservoir must be used with at least 0.5 ppm chlorine. To enjoy the complete system, Pool Frog Mineral Reservoir must be used in conjunction with the EPA registered chlorine Bac Pac (EPA Reg. No. 53735-2) or other compatible EPA registered sources of chlorine approved specifically for swimming pools or a chlorine delivery device.

* Compared to the minimum EPA recommended chlorine level of 1.0 ppm for a stabilized swimming pool.

KEEP OUT OF REACH OF CHILDREN

CAUTION

See Enclosed Product Label and Instruction Manual for Complete Directions For Use

Active Ingredient:

Silver Chloride ----- 0.5%

NET WT.: 1.6 lbs.

Other Ingredients: ----- 99.5%

EPA Reg. No.: 53735-11

Total: ----- 100.0%

EPA Est. No.: 071209-AZ-001

ACCEPTED
with COMMENTS
EPA Letter Dated:
APR 15 2008

King Technology, Inc.
530 11th Ave. South
Hopkins, MN 55343

Under the Federal Insecticide,
Fungicide, and Rodenticide Act as
amended, for the pesticide,
registered under EPA Reg. No. 53735-11

King Technology: Pool Frog Mineral Reservoir
Label Version January 16, 2008
Page 5 of 42

[Side Panels] [All text on this page is optional]

{Frog Minerals improve swimming pool pleasure by reducing the irritations associated with chlorine.
Experience the FROG difference:

- Less work with no daily dosing of minerals or chlorine.
- Sparkling water for above ground and in ground pools.
- Pre-filled pacs eliminate fumes typical of chlorine buckets.
- Reduces red eyes
- Soft Skin
- Reduces Fading Swimsuits
- Lower chlorine levels help prevent damage to equipment and surfaces.

Let Us Dissect This Frog For You

A Mineral {Sanitizing} {Disinfecting} System With 3-Parts

- Frog Cyclor holds the Mineral Reservoir and chlorine Bac Pac
- Pool Frog Mineral Reservoir contains the minerals
- Frog chlorine Bac Pac (sold separately EPA Reg. No. 53735-2) provides low chlorine support.

Here's How It Works

- The Frog System destroys bacteria
- The Frog Mineral System reduces chlorine use up to 50% compared to the minimum EPA recommended chlorine level of 1.0 ppm for a stabilized swimming pool.
- When using the chlorine Bac Pac water flows through minerals and chlorine so one unit does all.

Frog is more fun

Up To 50%* Chlorine Reduction with Pool Frog Mineral System

ACCEPTED
with COMMENTS
EPA Letter Dated:
APR 15 2008

[Back Panel]

FROG's Complete Mineral System includes:

1. Pool Frog Mineral Reservoir
 - Fits inside the Frog Cyclor
 - Minerals destroy bacteria
 - Replace mineral reservoir every season – do not use more than 6 consecutive months.
2. Chlorine Bac Pac (sold separately – EPA Reg. No. 53735-2)
 - Pre-filled with Trichlor (chlorine) tablets.
 - Sits inside the Pool Frog Mineral Reservoir for a complete system
 - Set the Cyclor dial for achieving at least 0.5 ppm chlorine level (see instruction manual)
 - Replace chlorine Bac Pac when empty
3. Frog BAM Algae Preventative (sold separately – EPA Reg. No. 53735-9)
 - Algae Protection Guarantee when used with the Complete Frog System
 - Dispenses in 90 minutes and provides 90 days of algae protection}

Under the Federal Insecticide,
Fungicide, and Rodenticide Act as
amended, for the pesticide,
registered under EPA Reg. No. 53735-11

There's a Frog For You!

[Displays Frog products with descriptions – no claims are made – (see copy attached on page 18)]

[All text on this page is optional]

Pool Frog Copy by Category:

1. Less Work

- Less work with a 6 month Mineral Reservoir and pre-filled chlorine Bac Pac.
- No more daily maintenance with replacement products that last weeks or months at a time.
- Take back the fun of your pool by reducing the work and increasing the pool's life.
- Frog offers more fun! Let Frog do the work for you.
- Set the Cyclor valve and it dispenses minerals and chlorine automatically.
- Automatic dispensing of minerals and chlorine – Automatic pool care.

2. Less Chlorine

- Frog is the only mineral system with a pre-filled chlorine pac that meets the EPA requirements to lower previously approved safe chlorine levels by up to 50%.* (*1.0 ppm was EPA's previously approved safe level for a stabilized swimming pool).
- With standard chlorine products for swimming pools, EPA has NOT approved a chlorine level of 0.5 ppm without using minerals.
- Minerals destroy bacteria so less chlorine is needed for complete pool care.

3. Water Quality

- Pool Frog's minerals make a difference you can see and feel.
- Water feels softer with a crystal clear shine.
- Frog minerals condition the water for extra softness.
- Minerals reduce the irritations associated with chlorine like red stinging eyes, faded swimsuits and dry, itchy skin.
- Lower chlorine levels help prevent damage to equipment and surfaces.
- Spend the day in the pool without worrying about dry, itchy skin, red burning eyes or faded swimsuits.
- Pool Frog gives you a reliable way to have fresh, clean, clear water in your family's pool.

4. How Minerals Work

- Frog minerals help rid the water of harmful bacteria.
- Frog's patented minerals destroy bacteria with a controlled release formula that lasts 6 months.
- Frog minerals also help keep your pH balanced by acting as a neutralizer.
- Complete mineral pool care works in all pools.
- Improves water quality by:
 - Destroying bacteria for improved clarity.
 - Helping to maintain a neutral pH for softer water.
- Let Frog minerals handle the bulk of your water {sanitation} {disinfections} {disinfecting} needs.
- Silver plus 0.5 ppm chlorine is as effective as 1.0 ppm chlorine alone.

ACCEPTED with **COMMENTS** The Frog mineral formula provides silver to destroy bacteria and calcium carbonate to help keep the pH in a safe range without monitoring.

EPA Letter Dated: APR 15 2008 Silver destroys bacteria to reduce chlorine use up to 50%* (*compared to the minimum EPA approved level of 1.0 for a stabilized swimming pool).

[All text on this page is optional]

5. How To Use

- Just set it and forget it for weeks at a time.
- Maintain at least 0.5 ppm of chlorine.
- Mark your calendar with enclosed reminder stickers for the 6 month replacement date.
- Replace the Mineral Reservoir every six months or once a season.
- Replace the chlorine Bac Pac when empty – usually every 1-3 weeks.
- Replace the 7 pound chlorine Pac for Pool Frog XL Pro when empty – usually every 3-4 weeks.

Frog now comes with water polishers for easier pool start up.

Pool Frog Mineral Reservoir now with Start-up Water Polishers for easier start up.

Now with Start-Up Water Polishers

Insanely Cool Pool Care

Patented Get Down™ Pool Care Technology

Patented Get Down Mineral™ Pool Care Technology

Get Down Mineral Technology

Get Down Mineral Technology Only From Frog

Get Down Mineral Pool and Spa Care Technology

Get Down Mineral Pool Care Technology

Get Down Pool and Spa Care Technology

Get Down Pool Care Technology

Get Down

ACCEPTED
with COMMENTS
EPA Letter Dated:

APR 15 2008

Under the Federal Insecticide,
Fungicide, and Rodenticide Act as
amended, for the pesticide,
registered under EPA Reg. No. 53735-11

[The following text may or may not appear on an insert inside packaging]

Important – Remove and Read

Less Chlorine with Bac Pac.

To assure a 50%* chlorine reduction use this Pool Frog Mineral Reservoir with a chlorine Bac Pac. See setting chart in manual for the proper control dial setting.

Operation without Bac Pac.

If using Pool Frog Mineral Reservoir with an alternative source of chlorine leave the center of the Pool Frog Mineral Reservoir empty and set the Pool Frog control dial to Maximum or Setting 10. No adjustments necessary.

Warning

Do not put anything in the center of the Pool Frog Mineral Reservoir other than a factory recommended Bac Pac or Frog Bam 90-Day Algae Preventative. Do not use any other pac or bulk chemical tablets in the Pool Frog Mineral Reservoir. Use of any other products could result in damage to pool equipment or surface, unsafe pool conditions, fire or explosion.

Warranty will be void if the correct Pool Frog Mineral Reservoir, Frog Bam and Bac Pac are not used.

Damage could result to the pool or equipment and warranty will be null and void.

Above Ground Series {4500} or {5100} {6100} {6500} {6700} {xxxx} (Order #xx-xx-xxxx)

Now fits the following Cyclers: Pool Frog Series 4500, 5100, 5200, 6100, 6500 or xxxx

Prevail Series 5770 or 5771 In Ground Series 5400 or xxxx (xx-xx-xxxx)

Now fits the following Cyclers: Pool Frog Series 5400, 5600, or xxxx and Prevail Series 5790

Series 6100 or xxxx (xx-xx-xxxx)

Series 6500 or xxxx (xx-xx-xxxx)

For use with Aqua Smarte Models 5700 and 6700 or xxxx

10 8 43

POOL FROG Mineral Reservoir:
Patented Mineral Pool {Sanitizer} {Disinfectant}

Operational Instructions

**REPLACE EVERY 6 MONTHS OR
AFTER ONE POOL SEASON WHICHEVER IS SHORTER.**

Swimming Pool Tips

1. Make sure the pool has adequate circulation. The pool water must completely circulate through the pump and filter at least 1 to 2 times per day. This usually requires 8 to 12 hours. Check with your dealer for the proper circulation time for your pool.
2. Before beginning with any pool care program, you must first balance your pool water. Take a water sample to your local pool professional or use a complete test kit that will test for the following important elements.

Water Balance Guidelines

pH:	7.2-7.8
Total Alkalinity:	60-120 ppm
Calcium Hardness:	150-400
Total Dissolved Solids:	<1500
Stabilizer:	20-80 ppm
Free Chlorine:	0.5-1.0 ppm

**ACCEPTED
with COMMENTS
EPA Letter Dated:**

APR 15 2008

Under the Federal Insecticide,
Fungicide, and Rodenticide Act as
amended, for the pesticide,
registered under EPA Reg. No. 53735-11

3. If your fill water is high in metals, use a sequestering agent or metal out product at start up only before using the mineral reservoir. See your local dealer for details on using these products and always follow manufacturer's directions carefully.
4. After your pool is up and running smoothly, continue to test your water for pH, total alkalinity and chlorine and maintain its balance by adding any necessary adjustment products (see you dealer for details).
5. Check the pool's filter gauge often and periodically clean filter per the manufacturer's directions. A dirty filter will slow the flow of water which could hamper proper circulation.

Replacing a POOL FROG Mineral Reservoir, {FROG BAM} and Bac Pac

1. Check the top of the box to make sure you have the correct POOL FROG Mineral Reservoir to fit your POOL FROG Cycler. The colored barcode will indicate if it fits in ground versus above ground. {Above Ground Series XXXX or In Ground Series XXXX for use with Cycler Models XXXX and XXXX.}

THE POOL FROG MINERAL RESERVOIR MUST BE REPLACED EVERY 6 MONTHS OR

AFTER ONE POOL SEASON WHICHEVER IS SHORTER.

11 7 43

2. {If you have determined you have the right mineral reservoir,} open the box and remove the POOL FROG MINERAL RESERVOIR.

IMPORTANT: Remove and read the inserted information card.

CAUTION read carefully –

USE ONLY the factory recommended replacement POOL FROG Mineral Reservoir, FROG BAM and Bac Pac. DO NOT USE any other pac or bulk chemical tablets in the cycler. Use of any other product could result in damage to pool equipment or surface, unsafe pool conditions, fire or explosion. Warranty will be void if the correct POOL FROG Mineral Reservoir, FROG BAM and Bac Pac are not used.

3. Turn off pump and turn dial to Pac Removal or Setting 0 depending on the model.
4. Open cap, if using bac pac stand back to avoid inhaling chlorine fumes.
5. Find slot on side of POOL FROG Mineral Reservoir and line up with fin inside the cycler. Lower POOL FROG Mineral Reservoir into cycler until secure.

{USING FROG BAM FOR AN ALGAE-PROTECTION GUARANTEE

(If you are not using FROG BAM proceed to Step 12.)

For a preventative dose, add one FROG BAM for pools up to 15,000 gallons or two FROG BAM for pools between 15,000 and 30,000 gallons.

See FROG BAM product labeling for complete directions for use (EPA Reg. No. 53735-9).

6. Remove cap from FROG BAM without removing seal.
7. Insert upside down into center of POOL FROG Mineral Reservoir pushing down firmly on key to puncture seal.
8. Replace cap by hand only. DO NOT OVER TIGHTEN. Turn control dial on cycler to Maximum or Setting 10 depending on the model.
9. Turn pump on for 90 minutes allowing FROG BAM to circulate through pool.
10. To remove FROG BAM, turn pump off, turn dial to Pac Removal or Setting 0 depending on the model, remove cycler cap.
11. Lift FROG BAM up and allow any water in the container to drain through the cycler before discarding in trash.

NOTE: If water shows more than a hint of blue inside cycler, replace the cycler cap, turn dial to Maximum or Setting 10 and run the pump for one minute.

ACCEPTEC
with BOWMAN
EPA Letter Dated:

APR 15 2008

Under the Federal Insecticide,
Fungicide, and Rodenticide Act as
amended, for the pesticide,
registered under EPA Reg. No. 53735-11

King Technology: Pool Frog Mineral Reservoir
Label Version January 16, 2008
Page 10 of 42

USING THE BAC PAC

12. Bac Pac recommended to assure up to 50%* reduction in chlorine use. *Bac Pac sold separately.* (EPA Reg. No. 53735-2)

**Compared to the minimum EPA recommended chlorine level of 1.0 ppm for a stabilized swimming pool.*

13. Avoid sparks, open flame or smoking when handling the bac pac.

14. To remove bac pac colored caps, grab onto the lip of one cap with a pliers and pull up until cap releases. Repeat the process for the other cap.

15. Turn bac pac over and shake slightly until chlorine tablets fall into tower areas.

16. Line up the small leg of the bac pac with the small opening in the POOL FROG Mineral Reservoir and the large leg with the large opening. Lower bac pac into POOL FROG Mineral Reservoir until secure.

17. Replace cap by hand only. **DO NOT OVER TIGHTEN.**

18. Mark your calendar for the six month replacement of the POOL FROG Mineral Reservoir, {90-day replacement of FROG BAM} and approximate replacement times for the Bac Pac. Once wetted, the time released mineral coating of this product is effective up to 6 consecutive months or one pool season whichever is shorter. After that time, even if you hear the spent media inside, it is no longer effective and must be replaced.

Start-up and Operation

Pool Frog Mineral Reservoir now with Start-up Water Polishers for easier start up.

1. Add a stabilizer or conditioner to the pool at the beginning of the season if the stabilizer level is below 20 ppm. This will prevent chlorine burn off. Follow manufacturer's directions carefully.
2. Shock the pool with chlorine to rid the water of all contaminants before beginning. Follow manufacturer's directions carefully.

Do not add shock in or near the skimmer or into the cycler as it could damage equipment, risk potential explosion or discolor your pool surface.

THIS STEP IS VERY IMPORTANT TO START-UP. USE CHLORINE SHOCK ONLY.

3. Install POOL FROG Mineral Reservoir into the cycler. (See page 1 for directions.)

REPLACE THE POOL FROG MINERAL RESERVOIR EVERY 6 MONTHS OR AFTER ONE POOL SEASON WHICHEVER IS SHORTER.

4. Replace cap and run cycler, with POOL FROG Mineral Reservoir inserted, for 10 minutes on Setting Maximum or Setting 10 depending on the model.

Insert FROG BAM into POOL FROG Mineral Reservoir in cycler. (See page 1 for directions.)

APR 15 2008

ACCEPTED
with COMMENTS

Under the Federal Insecticide,
Fungicide, and Rodenticide Act as
amended, for the pesticide,
registered under EPA Reg. No. 53735-11

King Technology: Pool Frog Mineral Reservoir
Label Version January 16, 2008
Page 11 of 42

6. When chlorine reading is down to 1.0 ppm, which may take a few days, insert chlorine bac pac. (See left column for directions.)

{FOR IN GROUND MODELS}

For In Ground models, cap removal is easier if using the tool included with the cycler. To loosen cap, hit the handle with the flat of your hand counter clockwise.
DO NOT USE CAP TOOL TO TIGHTEN CAP.}

This system is designed to work effectively with a variety of pool equipment as long as the following basic procedures are followed.

7. **SETTING CONTROL DIAL** Set control dial by matching up the parameters of your pool on the charts below. THIS IS A STARTING POINT ONLY and may need to be adjusted to fit your individual pool needs. See # 8 for directions.

Above Grd. POOL SIZE	6 Hour Pump Run Time				12 Hour Pump Run Time				24 Hour Pump Run Time			
	PUMP SIZE				PUMP SIZE				PUMP SIZE			
Gallons Diameter	1/2 hp	3/4 hp	1 hp	1 1/2 hp	1/2 hp	3/4 hp	1 hp	1 1/2 hp	1/2 hp	3/4 hp	1 hp	1 1/2 hp
7,000 (18')	5	4.5	4	3.5	4.5	4	3	* 5.5	3.5	3	2.5	* 4
9,000 (21')	5.5	5	4.5	4	5	4.5	4	* 5.5	4	3.5	3	* 4.5
12,000 (24')	6	5.5	5	4.5	5.5	5	4.5	4	4.5	4	3.5	* 5
15,000	NR	6	5.5	5	6	5.5	5	4.5	5	4.5	4	3.5
20,000	NR	NR	6	5.5	NR	6	5.5	5	5.5	5	4.5	4

Inground POOL SIZE	6 Hour Pump Run Time				12 Hour Pump Run Time				24 Hour Pump Run Time			
	PUMP SIZE				PUMP SIZE				PUMP SIZE			
Gallons	3/4 hp	1 hp	1 1/2 hp	2 hp	3/4 hp	1 hp	1 1/2 hp	2 hp	3/4 hp	1 hp	1 1/2 hp	2 hp
7,000	4.0	3.5	3.0	* 3.0	3	2.5	* 4	* 3.5	1.5	* 3.5	* 3	* 2.5
9,000	4.5	4.0	3.5	3.0	3.5	3	2.5	* 4	2.5	* 4	* 3.5	* 3
12,000	5.0	4.5	4.0	3.5	4	3.5	3	2.5	3	2.5	1.5	* 3.5
18,000	NR	5.0	4.5	4.0	5	4	3.5	3	3.5	3	2.5	2
25,000	NR	NR	5.0	4.0	NR	5	4	3.5	4	3.5	3	2.5
30,000	NR	NR	6.0	5.0	NR	5.5	5	4	4.5	4	3.5	3
35,000	NR	NR	7.0	6.0	NR	6.5	5.5	5	5.5	4.5	4	3.5
40,000	NR	NR	NR	7.0	NR	NR	6.5	5.5	6.5	5.5	4.5	4

* Bypass installation recommended. NR - This pump size is not recommended for this size pool.

IMPORTANT: Pump run times of at least 6 hours at high speed are recommended for proper performance. If running low speed only or on high speed less than 6 hours, please follow the 24 Hour Low Speed directions below:

24 HOUR, LOW SPEED PUMP RUN TIME

In order to ensure proper performance when running on low speed for 24 hours or high speed less than 6 hours, bleed the air while the pump is on by unscrewing the cap knob until water appears. Then screw the knob back on. Repeat this process each time the cap is removed for any reason. Set the control dial at #6 and follow the adjustment directions in Step 8 to determine the correct setting for your pool.

8. For the first week test the pool water daily for free chlorine to ensure correct dial setting. Continue to test weekly throughout the season. After testing, adjust the dial up by 1/2 increment if the free chlorine reading has dropped below 0.5 ppm or down by 1/2 increment if the reading has risen above 1.0 ppm. Continue this process each day until the reading stabilizes to at least 0.5 ppm. Remember to adjust dial by 1/2 increments only, in order to prevent over chlorination which may bleach pool surfaces.
- Shock pool every two weeks or as needed to maintain water quality. Follow label directions on the chlorine shock treatment used.

ACCEPTED
with COMMENTS
EPA Letter Dated:

APR 15 2008

If using another means of chlorine

Follow steps 1-5 on Start-up and Operation and then continue below.

6. Maintain setting of Maximum or Setting 10 depending on the model. No adjustments needed.
7. Maintain a minimum chlorine reading of 0.5 ppm with a chlorine delivery device or hand feeding.
8. Shock pool every two weeks or as needed to maintain water quality. Follow label directions on the chlorine shock treatment used.

Covered by one or more of the following patents: U.S. Patent Number 6,210,566; 6,217,892; 6,383,507; 6,544,415; 6,551,609; 6,652,871 and other U.S. and foreign patents pending.

EPA Reg. No.: 53735-11

EPA Est. No.: 071209-AZ-001

KING TECHNOLOGY, INC.

530 11th Avenue South, Hopkins, MN 55343 U.S.A. 952-933-6118 * 800-222-0169 * FAX 952-933-2206 * www.kingtechnology.com

ACCEPTED
with COMMENTS
EPA Letter Dated:
APR 15 2008

Under the Federal Insecticide,
Fungicide, and Rodenticide Act as
amended, for the pesticide,
registered under EPA Reg. No. 53735-11

Pool Frog Mineral Reservoir [Skimmer application] Labeling (on the device)

[Alternate Brand Name: Instant Frog]

POOL FROG MINERAL RESERVOIR

KEEP OUT OF REACH OF CHILDREN

CAUTION

Active Ingredient:

Silver Chloride ----- 0.5%

Other Ingredients: ----- 99.5%

Total: ----- 100.0%

NET WT.: 1.0 lbs.

EPA Reg. No.: 53735-11

EPA Est. No.: 071209-AZ-001

Disposal: After six months of use, discard product in trash. Do not attempt to reuse.

ACCEPTED
with COMMENTS
EPA Letter Dated:

APR 15 2008

Under the Federal Insecticide,
Fungicide, and Rodenticide Act as
amended, for the pesticide,
registered under EPA Reg. No. 53735-11

16 8 43

Pool Frog Mineral Reservoir [Skimmer application] Outer Package Labeling

[Front Panel]

[Alternate Brand Name: Instant Frog]

POOL FROG MINERAL RESERVOIR

PATENTED MINERAL POOL {SANITIZER} {DISINFECTANT}

The Complete Low Chlorine Alternative+

{The Frog Mineral System reduces chlorine use up to 50%*}
{Up To 50%* Chlorine Reduction with Pool Frog Mineral System}

{Eliminates daily dosing for less work}

{Improves Water Quality By:}

- {Destroying bacteria for improved clarity}
- {Helping to maintain a neutral pH}
- {Reducing chlorine use for softer water}

+ Pool Frog Mineral Reservoir must be used with at least 0.5 ppm chlorine. To enjoy the complete system, Pool Frog Mineral Reservoir must be used in conjunction with {the EPA registered chlorine Bac Pac (EPA Reg. No. 53735-2) or other} compatible EPA registered sources of chlorine approved specifically for swimming pools or a chlorine delivery device.

* Compared to the minimum EPA recommended chlorine level of 1.0 ppm for a stabilized swimming pool.

KEEP OUT OF REACH OF CHILDREN

CAUTION

See Side Panel or Enclosed Instruction Manual for Complete Directions for Use

Active Ingredients:

Silver Chloride ----- 0.5%

Other Ingredients: ----- 99.5%

Total: ----- 100.0%

NET WT.: 1.0 lbs.

EPA Reg. No.: 53735-11

EPA Est. No.: 071209-AZ-001

ACCEPTED
with COMMENTS
EPA Letter Dated:

APR 15 2008

King Technology, Inc.
530 11th Ave. South
Hopkins, MN 55343

Under the Federal Insecticide,
Fungicide, and Rodenticide Act as
amended, for the pesticide,
registered under EPA Reg. No. **53735-11**

King Technology: Pool Frog Mineral Reservoir
Label Version January 16, 2008
Page 15 of 42

[Side Panels]

Product Description: Pool Frog Mineral Reservoir destroys bacteria. The patented mineral formula in the Pool Frog Mineral Reservoir also neutralizes acids, which help keep the pH in a safe range with less monitoring. The controlled release of minerals provides optimum protection in the pool. The Frog Mineral System reduces chlorine use up to 50% compared to the minimum EPA recommended chlorine level of 1.0 ppm for a stabilized swimming pool. Use Pool Frog Mineral Reservoir with at least 0.5 ppm of an EPA registered source of chlorine or a chlorine delivery device. Using Frog Minerals with reduced chlorine levels improves swimming pool pleasure by reducing the irritations associated with chlorine including red stinging eyes, dry itchy skin, faded bathing suits, premature damage to pool equipment or surfaces and smelly odors. With Pool Frog Mineral Reservoir, pool care was never so easy and effective. This product must never be used alone but always supplemented with a source of chlorine. Once wetted, the time-released mineral coating of this product is effective up to 6 consecutive months or one pool season whichever is shorter. After that time, even if upon shaking you hear the spent media inside, it is no longer effective and must be replaced.

Replace the Pool Frog Mineral Reservoir after 6 months.

It is a violation of Federal Law to use this product in a manner inconsistent with its labeling.

Directions for Use: For in-ground pools up to 25,000 gallons. This product is compatible with pool chemicals except biquinides and bromine. Before using Pool Frog Mineral Reservoir as the pool maintenance product, balance the pH to between 7.2 and 7.8 and total alkalinity between 60-120 ppm and shock the pool with a chlorine shock per the manufacturer's directions. Then follow the directions below:

1. Set reminder dial on Pool Frog Mineral Reservoir to 6 months from date of installation. Turn dial by hand or with a coin if needed.
2. Remove skimmer cover.
3. Remove skimmer basket handle if necessary and insert {drop} Pool Frog Mineral Reservoir into the skimmer basket.
4. If using Pool Frog Mineral Reservoir with a suction side automatic cleaner installed through the skimmer, it will be necessary to use a vac plate that may come with the skimmer or automatic cleaner.
5. Once installed, maintain recommended chlorine levels of at least 0.5 ppm in the pool by using an EPA registered source of chlorine approved specifically for swimming pools or a chlorine delivery device.

Disposal: After six months of use, discard Pool Frog Mineral Reservoir in trash even if it appears there is spent media left inside. Do not attempt to reuse the [Reservoir once removed from the {Frog Cycler} {skimmer}]. In the unlikely event that a Reservoir should break and release raw minerals into the pool - vacuum out.

NOTICE: Neither King Technology, Inc. nor the seller of this product can accept any responsibility where the product is not used according to directions and for the manner in which it was intended.

ACCEPTED
with COMMENTS
EPA Letter Dated:

APR 15 2008

Under the Federal Insecticide,
Fungicide, and Rodenticide Act as
amended, for the pesticide,
registered under EPA Reg. No. 53735-11

King Technology: Pool Frog Mineral Reservoir
Label Version January 16, 2008
Page 16 of 42

[All text on this page is optional]

{Frog Minerals improve swimming pool pleasure by reducing the irritations associated with chlorine. Experience the FROG Difference:

- Less work with no daily dosing of minerals or chlorine.
- Sparkling water for in ground pools.
- Reduces red eyes
- Soft Skin
- Reduces Fading Swimsuits
- Lower chlorine levels help prevent damage to equipment and surfaces.}

{Mineral Pool Care – Instantly}

{We call it Mineral Pool Care Instantly because it goes to work as soon as you place Instant Frog in the skimmer.}

{Set reminder dial to the six month replacement date.}

{Drops in Skimmer!}

{Up To 50%* Chlorine Reduction with Pool Frog Mineral System}

{Don't close your eyes to the perfect pool.}

{The Perfect Pool Begins With Pool Frog Mineral Reservoir}

{The Frog System destroys bacteria.}

- {Lasts a full six months with a handy reminder dial
- Shroud prevents clogging and acts as a handle
- Water flows in the snorkel and openings on top and sides
- Water flows out the bottom dispensing low levels of minerals into the pool}

[Displays all Frog products with descriptions – no claims are made] – see copy attached on page 18]

ACCEPTED
with COMMENTS
EPA Letter Dated:

APR 15 2008

Under the Federal Insecticide,
Fungicide, and Rodenticide Act as
amended, for the pesticide,
registered under EPA Reg. No. 53735-11

19 3 43

**Pool Frog Mineral Reservoir [Skimmer application] Instruction Manual
placed inside the product box**

POOL FROG MINERAL RESERVOIR

Patented Mineral Pool {Sanitizer} {Disinfectant} Instruction Manual

ELIMINATES DAILY DOSING FOR LESS WORK

SPARKLING WATER FOR IN GROUND POOLS

Specifications

For inground pools ONLY.

Lasts 6 months once product is wetted.

Easy to set reminder dial for product replacement.

Reduces chlorine use up to 50%*

(With chlorinator or floater turn setting down or use fewer tablets.)

Pool Start Up

1. Balance water according to the chart.

Water Balance Guidelines

pH:	7.2-7.8
Total Alkalinity:	60-120 ppm
Calcium Hardness:	150-400
Total Dissolved Solids:	<1500
Stabilizer:	20-80 ppm
Free Chlorine:	0.5-1.0 ppm

ACCEPTED
with COMMENTS
EPA Letter Dated:

APR 15 2008

Under the Federal Insecticide,
Fungicide and Rodenticide Act as
amended for the pesticide,
registered under EPA Reg. No. 53735-11

2. Shock pool to remove all contaminants. (Follow manufacturer's directions.)

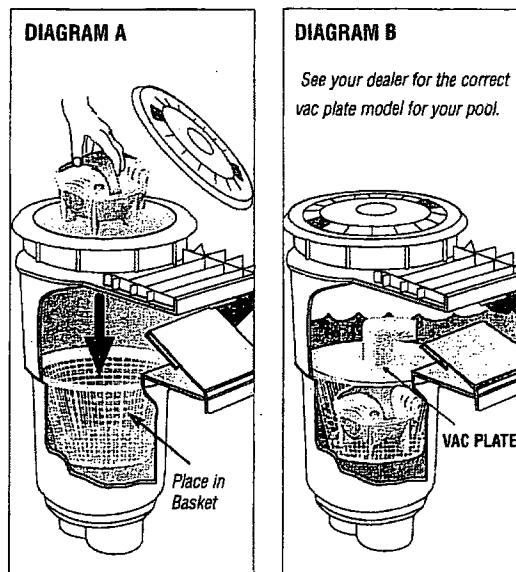
**Compared to the minimum EPA recommended chlorine level of 1.0 ppm for stabilized swimming pool.*

Thank you for purchasing the Pool Frog Mineral Reservoir. With mineral pool care, your water will feel softer, shine brighter while reducing chemicals and overall pool maintenance.

Installing a Pool Frog Mineral Reservoir

1. Set reminder dial on the Pool Frog Mineral Reservoir to 6 months from date of installation. Turn dial by hand or with a coin if needed.
2. Remove skimmer cover and skimmer basket handle if applicable. Insert the Pool Frog Mineral Reservoir into skimmer basket. **DIAGRAM A**

3. If using the Pool Frog Mineral Reservoir with a suction side automatic cleaner installed through the skimmer, it will be necessary to use a vac plate that may come with the skimmer or automatic cleaner. **DIAGRAM B**



ACCEPTED
with COMMENTS
EPA Letter Dated:

APR 15 2008

Under the Federal Insecticide,
Fungicide, and Rodenticide Act as
amended for the pesticide,
registered under EPA Reg. No. 53735-11

Regular Pool Care

1. Run pump and filter at least 8 hours per day.
2. Regularly test water for pH, total alkalinity and chlorine levels.
3. Maintain at least 0.5 ppm chlorine level at all times. A chlorinator or floater is recommended. If using chlorine pucks in the skimmer basket, place them under the Pool Frog Mineral Reservoir.
4. Shock pool every two weeks or as needed to maintain water quality. Follow label directions on the chlorine shock treatment used.
5. Check filter gauge regularly and clean or back-wash when needed per the manufacturer's directions.
6. Periodically clean skimmer basket of excess debris as normal.
7. REMEMBER TO REPLACE THE POOL FROG MINERAL RESERVOIR EVERY 6 MONTHS OR AFTER ONE POOL SEASON WHICHEVER IS SHORTER.

Covered by one or more of the following U.S. Patent Numbers: D460,325; D460,664; 6,217,892; 6,383,507; 6,500,334; 6,551,609; 6,562,242; 6,652,871; 6,685,827; 6,908,551; 7,014,780; 7,147,770 and other U.S. and Foreign Patents Pending

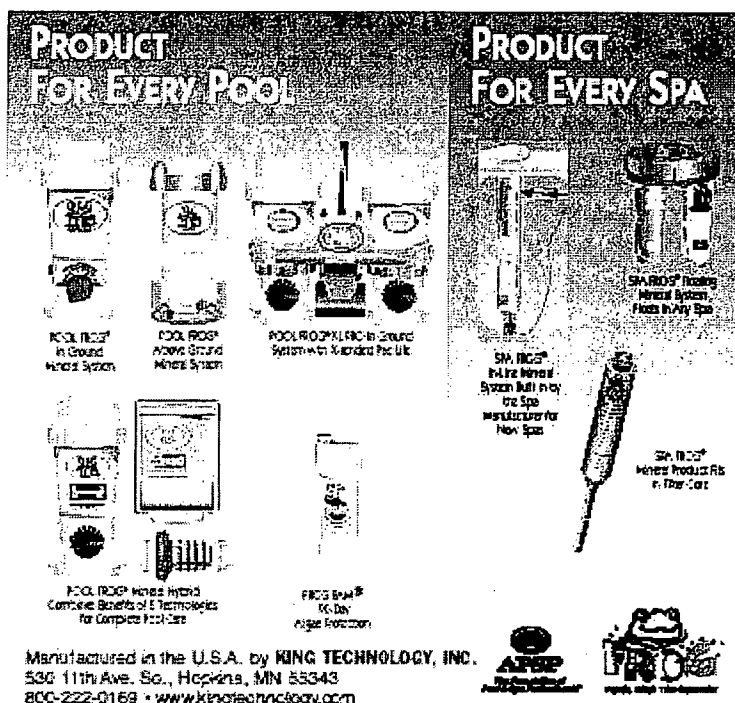

EPA Est. No: 071209-AZ-001

KING TECHNOLOGY, INC.

530 11th Avenue South Hopkins, MN 55343
952-933-6118 FAX 952-933-2206
800-222-0169
www.kingtechnology.com

Pool Frog Mineral Reservoir – Family of Products

[All information on this page is optional]



ACCEPTED
 with COMMENTS
 EPA Letter Dated:
 APR 15 2008

Under the Federal Insecticide,
 Fungicide, and Rodenticide Act as
 amended, for the pesticide,
 registered under EPA Reg. No. 53735-11

Pool Frog Mineral Reservoir [Spa Cartridge] Labeling (on the device)

[Alternate Brand Name: Spa Frog]

[Alternate Brand Name: Spa Frog Mineral Spa Care]

[Alternate Brand Name: Spa Frog Mineral Cartridge]

[Alternate Brand Name: Spa Frog Floating System]

22 8 43

POOL FROG MINERAL RESERVOIR

{PATENTED MINERAL SPA {SANITIZER} {DISINFECTANT}}

The Pool Frog Mineral Reservoir reduces bromine {or chlorine} use up to 50%*

{Eliminates daily dosing for less work}

{Improves Water Quality By:}

- {Destroying bacteria for improved clarity}
- {Helping to maintain a neutral pH}
- {Reducing bromine {or chlorine} use for softer water}

* Compared to the minimum ANSI recommended bromine {or chlorine} level of 2.0 ppm for a spa.

For use in the In-Line System or the Floating System

KEEP OUT OF REACH OF CHILDREN

CAUTION

Active Ingredient:

Silver Chloride ----- 0.5%

NET WT.: 58 grams

Other Ingredients: ----- 99.5%

EPA Reg. No.: 53735-11

Total: ----- 100.0%

EPA Est. No.: 071209-AZ-001

ACCEPTED
with COMMENTS

EPA Letter Dated:

APR 15 2008

King Technology, Inc.
530 11th Ave. South
Hopkins, MN 55343

Under the Federal Insecticide,
Fungicide, and Rodenticide Act as
amended for the pesticide,
registered under EPA Reg. No. 53735-11

King Technology: Pool Frog Mineral Reservoir
Label Version January 16, 2008
Page 21 of 42

POOL FROG MINERAL RESERVOIR

Product Description [for Spa Cartridge]: The Pool Frog Mineral Reservoir contains a patented mineral formula that destroys bacteria while neutralizing acids, which helps keep the pH in a safe range with less monitoring. Using Frog Minerals with reduced levels of bromine {or chlorine} improves spa pleasure {by reducing the irritations associated with bromine {or chlorine} including red stinging eyes, dry itchy skin, faded bathing suits, premature damage to spa equipment or surfaces and smelly odors}. This product must never be used alone but always supplemented with a source of bromine {or chlorine}.

Replace the Pool Frog Mineral Reservoir after 4 months or when draining and refilling spa with fresh water.

It is a violation of Federal Law to use this product in a manner inconsistent with its labeling.

Directions for Use: For use in spas up to 600 gallons. Use this Pool Frog Mineral Reservoir with the Spa Frog Bromine Cartridge in either the In-Line System or Floating System. Ensure all spa equipment is working properly. The pump and filter should be operated at least 3 hours per day. Clean filter following manufacturer's directions. Adjust pH to between 7.2 – {7.6} {7.8}. With a freshly filled spa, establish a bromine or chlorine residual of 1.0-2.0 ppm with an EPA approved spa shock or by other means. Always maintain a bromine {or chlorine} residual of at least 1.0 ppm. Shock spa once a week or as needed. When using other products as outlined in directions for this product, always follow directions on those products. Keep the spa free of leaves and debris.

Setting Pool Frog Mineral Reservoir: While holding the bottom of the cartridge, turn the top until the number 6 appears in the setting window. This cartridge may be used in one of the following applications:

Using the In-Line System: Open cap of In-Line System. Push down and turn cartridge holder counter-clockwise to unlock. Pull holder out. Snap the Pool Frog Mineral Reservoir into the area marked "Minerals" (top portion) making sure to line up the indentation near the top of the cartridge with the raised line on the holder. For best results insert the SPA FROG Bromine Cartridge (EPA Reg. No. 53735-10) in the area marked "Bromine" (bottom portion). When cartridge is snapped in, replace holder by lining up arrow on handle with arrow on system lip, push down and lock in place. Replace cap

Using the Floating System: Push the Pool Frog Mineral Reservoir into the bottom opening of the floating Spa Frog system. For best results insert the Spa Frog Bromine Cartridge (EPA Reg. No. 53735-10) into the other opening. Set entire system in the spa water.

Disposal: After four months of use, or when draining and refilling the spa with fresh water, discard Pool Frog Mineral Reservoir in trash even if, upon shaking, it appears there is spent media left inside. Once wetted the time released minerals in the cartridge are effective up to four months. Do not attempt to reuse the product once removed from the spa.

NOTE: Buyer assumes all responsibility for safety and use not in accordance with directions.

ACCEPTED
with COMMENTS
EPA Letter Dated:
APR 15 2008

Under the Federal Insecticide,
Fungicide and Rodenticide Act as
amended for the first
registered under EPA Reg. No. 53735-11

King Technology: Pool Frog Mineral Reservoir
Label Version January 16, 2008
Page 22 of 42

Pool Frog Mineral Reservoir [Spa Cartridge] Display Packaging Labeling (For Floating Spa System)

24743

[Display packaging for the Pool Frog Mineral Reservoir has the product in plain view on the shelf for the consumer to read its entire labeling. Below is optional copy used for display packaging.]

[All text on this page is optional]

Now Spa Care with Less Work

Put the AAAHH in Your Spa

Mineral and Bromine {or Chlorine} Spa Care

Floats in Any Spa

Reduces bromine {or chlorine} use up to 50%*

Cuts bromine {or chlorine} use up to 50%*

* Compared to the minimum ANSI recommended bromine {or chlorine} level of 2.0 ppm for a spa.

Cuts Maintenance Time

Water feels softer with a crystal clear shine

Less work with no daily dosing of minerals or bromine {or chlorine}

Relaxation and peace of mind

For use in the Floating System

Minerals make a difference you can see and feel

Using less bromine {or chlorine} helps reduce odors

Relax - Frog's on the Job

Reusable Holder

Register your Pool Frog Mineral Reservoir at Kingtechnology.com

ACCEPTED
with COMMENTS
EPA Letter Dated:
APR 15 2008

Under the Federal Insecticide,
Fungicide, and Rodenticide Act as
the pesticide,
registered under EPA Reg. No. 53735-11

King Technology: Pool Frog Mineral Reservoir
Label Version January 16, 2008
Page 23 of 42

[All text on this page is optional]

Just follow the easy guidelines below:

1. Fill spa with fresh water and bring spa to recommended temperature.
2. Balance the water's pH and total alkalinity and shock the spa to establish a bromine or chlorine residual of 1.0-2.0 ppm.
3. Adjust your cartridges:
 - a. For the blue mineral cartridge – set wide open on Setting #6.
 - b. For the yellow bromine cartridge – set the cartridge to #5 for the first 24 hours ONLY. Then adjust down to maintain a low 1.0-2.0 ppm of bromine. That's up to 50%* less bromine than standard spas require.
4. Insert cartridges into floating holder openings.
5. Let the Floating System free-float in your spa. When using the spa, simply lift up the Floating System, drain most of the water and set on the side of the spa inverted so all excess water drains into the holder. Return to spa when finished using.
6. Replace your cartridges:
 - a. For the yellow bromine cartridge – replace when empty. The cartridge life will vary. Once your usage is determined, mark the calendar with enclosed replacement reminder stickers.
 - b. For the blue mineral cartridge – replace every 4 months or when draining and refilling the spa with fresh water.
7. Shock the spa with a non-chlorine or chlorine shock once a week or more often if the spa is heavily used.

Replace Bromine Cartridge every 2-4 weeks. Bromine usage varies depending on spa size and number of spa users.

Mineral Cartridge must be replaced every 4 months. NOTE: You may still feel the "spent" minerals inside, but they are no longer effective and need to be replaced. Simply discard in trash.

See inside label for directions for use and disposal instructions.

Just follow the easy guidelines in the enclosed manual and the following helpful tips:

VERY IMPORTANT! Before using cartridges, establish a bromine or chlorine residual of 1.0-2.0 ppm with granular Brominating Concentrate™ or a chlorine shock. (See instruction manual.)

Brominating Concentrate™ is a registered trademark of Bio-Lab, a Chemtura Company.

Cartridges are easy to snap in and out when replacing.

If desired, invert and set on side of spa when spa is in use.

King Technology, Inc. 530 11th Avenue So. Hopkins, MN 55343 www.kingtechnology.com

ACCEPTED
with **COMMENTS**
EPA Letter Dated:

APR 15 2008

Under the Federal Insecticide,
Fungicide, and Rodenticide Act as
amended for the pesticide,
registered under EPA Reg. No. 53235-11

King Technology: Pool Frog Mineral Reservoir
Label Version January 16, 2008
Page 24 of 42

**Pool Frog Mineral Reservoir [Spa Cartridge] Display Packaging Labeling
(For use in Floating Spa System or In-Line Spa System)**

[Display packaging for the Pool Frog Mineral Reservoir has the product in plain view on the shelf for the consumer to read its entire labeling. Below is optional copy used for display packaging.]

[All text on this page is optional]

Put the AAAHH in Your Spa
Frog Mineral and Bromine {or Chlorine} Spa Care
For Use in the In-Line System
For Use in Spa Floater or Installed In-Line System
In-Line System Only
In-Line System, Bromine Cartridge, Mineral Cartridge, Spa Floater
Easy top-loading of cartridges
Ask your dealer if your spa came with an In-Line System
See side panel for in-line details
Reduces bromine {or chlorine} use up to 50%*
Cuts bromine {or chlorine} use up to 50%*
* Compared to the minimum ANSI recommended bromine {or chlorine} level of 2.0 ppm for a spa.
Less bromine {or chlorine}-with minerals helping to control bacteria
Less work with no daily dosing of minerals or bromine {or chlorine}
Less work with pre-filled disposable cartridges
Reduces maintenance with pre-filled adjustable cartridges
Less maintenance - Cuts Maintenance Time
Relaxation and peace of mind
For use in the Floating System
Floating System, Floating Holder
Cartridges are easy to snap in and out when replacing
Floats in Any Spa, Works in all spas
Water feels softer with a crystal clear shine
Soft skin
Minerals make a difference you can see and feel
Using less bromine {or chlorine} helps reduce odors
Reduces Odors
Cartridge Kit for Automatic Spa Care
Contains: 1 Mineral Cartridge -Lasts 4 Months
 3 Bromine Cartridges – Each Lasts 2-4 Weeks
 200 grams each – lasts 3-5 weeks

ACCEPTED
with COMMENTS
EPA Letter Dated:
APR 15 2008

Under the Federal Insecticide,
Fungicide, and Rodenticide Act as
amended, for the pesticide,
registered under EPA Reg. No. 53235-11

[All text on this page is optional]

[The following rebate may or may not appear on packaging]

Free Cartridge Rebate

Free Bromine Cartridge Rebate - \$#.## Value

Receive a Free Spa Frog Bromine Cartridge with purchase of this kit.

How: Send completed coupon below with original sales receipt and original UPC bar code (no copies) to King Technology SPA FROG REBATE, 530 11th Avenue South, Hopkins, MN 55343

When: Entries must be postmarked within 30 days of purchase.

Important: This is NOT an in-store rebate. Limit: one rebate per household. Read all terms and conditions carefully.

[Rebate form has the following:]

Full Name, Address, City, State, Zip, Phone, e-mail.

{I am using these cartridges in the (check one)

- In-Line System (built into the spa)
- Floating System (floats in the spa)}

{Caldera Spas Dealer

Dealer Address}

You must attach proof of purchase.

This rebate is intended for the end user consumer only; and may not be used with any other coupon or offer. Limit: one rebate per household. This offer is product specific; substitutions will not be honored. Product must be purchased from a U.S. retailer (no on-line sales) and consumer must reside within the continental United States. Theft, diversion, reproduction, transfer, sale or purchase of this offer form is prohibited and will void rebate. Submissions from P.O. boxes will not be honored. If your primary address is a P.O. box, see your local Post Office for a street address. Submissions from groups or organizations will not be honored or acknowledged. Names and addresses may be verified. Use of fictitious names or addresses could result in federal claims of mail fraud. Offer void where restricted or prohibited by law. King Technology is not responsible for late, lost, mutilated, illegible, misdirected or postage due requests. King Technology reserves the right to rescind this offer. This offer may not be reprinted without the express written consent of King Technology. Allow 6-8 weeks for delivery.

ACCEPTED
with COMMENTS
EPA Letter Dated:

APR 15 2008

Under the Federal Insecticide,
Fungicide, and Rodenticide Act as
amended, for the pesticide,
registered under EPA Reg. No. 53735-11

King Technology: Pool Frog Mineral Reservoir
Label Version January 16, 2008
Page 26 of 42

Pool Frog Mineral Reservoir [Spa Cartridge] Instruction Manual (for use with Floating Spa System) placed inside the product box

Pool Frog Mineral Reservoir Floating System Operation Instructions {PATENTED MINERAL SPA {SANITIZER} {DISINFECTANT}}

Congratulations! Your spa came with a complete mineral and bromine {or chlorine} {sanitation} {disinfecting} {disinfection} system. When using the unique Pool Frog Mineral Reservoir with the exclusive Spa Frog Bromine Cartridge, you'll enjoy your spa more with less work and less bromine.

Less Work Because:

- Minerals continuously work to control bacteria for four full months.
- Cartridges last longer to eliminate daily maintenance.
- Cartridges are pre-filled for no measuring or mess.
- Simply adjust to your settings and relax for weeks.

Less Bromine {or Chlorine} Because:

- With minerals in the water, bromine {or chlorine} use is cut by up to 50%.
- Bromine {Chlorine} lasts longer: 2-4 weeks on a 350 gallon spa with average use.
- With minerals and low levels of bromine {or chlorine}, the water feels softer.
- The system reduces odors and leaves the water crystal clear.
- Frog has the only minerals that work with bromine.

You're going to love your Frog System. If you have any questions, contact our customer service representatives at **800-222-0169**.

* Compared to the minimum ANSI recommended bromine {or chlorine} level of 2.0 ppm for a spa.

Spa Start Up

- Always drain and refill spa at least every 4 months.
- Clean and replace filter cartridges when dirty (*Follow manufacturer's instructions*).
- Balance water according to the chart.

NOTE: Bromine {or chlorine} levels are lower only when used with Frog minerals

Water Balance Guidelines

pH:	7.2 – {7.6} {7.8}
Total Alkalinity:	80 – 180 ppm
Calcium Hardness:	150-400
Total Dissolved Solids:	<1500
*Free Bromine {or Chlorine}:	1.0 – 2.0 ppm

- Heat water to recommended temperature before using cartridges.
- **Very Important!** Before using cartridges, establish an initial residual of 1.0-2.0 ppm bromine or chlorine with either granular Brominating Concentrate™ (which typically contains 85% sodium dichlor (chlorine) and 15% sodium bromide) OR a chlorine shock. Use the appropriate bromine or chlorine test strips or kit and follow manufacturer's instructions.

Brominating Concentrate™ is a registered trademark of Bio-Lab, a Chemtura Company.

- Begin regular spa care procedures (see back page) as soon as start up is complete.

ACCEPTED
with COMMENTS
EPA Letter Dated:

APR 15 2008

Under the Federal Insecticide, Fungicide, and Rodenticide Act as amended, for the pesticide, registered under EPA Reg. No. 5373571

Setting Cartridges

- Set the blue mineral cartridge to wide open on #6 by holding the bottom and turning the top until the number 6 appears in the setting window. No further adjustments are necessary.
- With a freshly filled spa, initially set the yellow bromine cartridge on #5 for the first 24 hours **ONLY**. Then the first week or so, before each use, test the water and adjust cartridge by 1 setting per day until the bromine stabilizes to at least 1.0-2.0 ppm.

Using the Floating System

- Insert both cartridges into the green floating holder by pushing them into the openings until they stay in place.
- Let the Floating System free-float in the spa.
- When using the spa, simply remove the Pool Frog Mineral Reservoir, drain most of the water into the spa and set on the side of the spa inverted so all excess water drains into the holder.
- REMEMBER TO REPLACE IT IN THE WATER WHEN FINISHED USING SPA!

Replacing Cartridges

- The Pool Frog Mineral Reservoir must be replaced every 4 months. After four months of use, or when draining and refilling the spa with fresh water, discard Pool Frog Mineral Reservoir in trash even if, upon shaking, it appears there is spent media left inside. Once wetted the time released minerals in the cartridge are effective up to four months. Do not attempt to reuse the product once removed from the spa. For ease in remembering to replace, mark your calendar with the reminder stickers provided with product.
- Replace the bromine cartridge when empty. Drain water to ensure cartridge is empty then discard in trash. The cartridge life will vary depending on spa size and number of users. Once your usage is determined, mark the calendar with enclosed reminder stickers.

Regular Spa Care

- Run filtration system as recommended by your spa manufacturer.
- Regularly test water for pH, total alkalinity and bromine levels.
- Maintain at least 1.0 ppm bromine level at all times.
- Shock the spa once a week or as needed.
- Additional shocking may be required if the spa is under heavy use. This is often the case when the spa is new.
- Remember to replace Pool Frog Mineral Reservoir and Spa Frog Bromine Cartridge as directed under "Replacing Cartridges".

ACCEPTED
with COMMENTS
EPA Letter Dated:

APR 15 2008

Under the Federal Insecticide,
Fungicide, and Rodenticide Act as
amended, for the pesticide,
registered under EPA Reg. No. 53735-1

King Technology, Inc.

530 11th Avenue South · Hopkins, MN 55343
952-933-6118 · FAX 952-933-2206 · www.kingtechnology.com

Pool Frog Mineral Reservoir [Spa Cartridge] Instruction Manual (for use with In-Line Spa System) placed inside the product box

**Pool Frog Mineral Reservoir
In-Line System Operating Instructions
{PATENTED MINERAL SPA {SANITIZER} {DISINFECTANT}}**

Congratulations!

Your spa came with a complete mineral and bromine {or chlorine} {sanitation} {disinfecting} {disinfection} system. When using the unique Pool Frog Mineral Reservoir with the exclusive Spa Frog Bromine Cartridge, you'll enjoy your spa more with less work and less bromine.

Less Work Because:

- Minerals continuously work to control bacteria for four full months.
- Cartridges last longer to eliminate daily maintenance.
- Cartridges are pre-filled for no measuring or mess.
- Simply adjust to your setting and relax for weeks.

Less Bromine {or Chlorine} Because:

- With minerals in the water, bromine {or chlorine} use is cut by up to 50%.*
- Bromine {Chlorine} last longer: 2-4 weeks on a 350 gallon spa with average use.
- With minerals and low levels of bromine {or chlorine}, the water feels softer.
- The system reduces odors and leaves the water crystal clear.
- Frog has the only minerals that work with bromine.

You're going to love your FROG System. If you have any questions, contact our customer service representatives at **800-222-0169**.

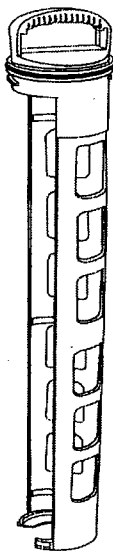
* Compared to the minimum ANSI recommended bromine {or chlorine} level of 2.0 ppm for a spa.

Let Us Dissect This Frog For You:


The In-Line System is made up of (A) a Frog cap that is easily distinguishable among the fittings on the top {rim} {edge} of the spa, (B) a cartridge holder that pulls out of the system, (C) a mineral cartridge that controls bacteria in the water and (D) a bromine cartridge that helps support the minerals while oxidizing contaminants like body oils. The cartridges are adjustable to meet your specific spa water care needs.



A. Frog Cap



B. Cartridge Holder



C. Mineral Cartridge



D. Bromine Cartridge

ACCEPTED
with COMMENTS
EPA Letter Dated:

APR 15 2008

Under the Federal Insecticide,
Fungicide, and Rodenticide Act as
amended, for the pesticide,
registered under EPA Reg. No. 53735-11


King Technology: Pool Frog Mineral Reservoir
Label Version January 16, 2008
Page 29 of 42

Cut-away view of cartridges snapped into holder and placed into the In-Line System.

ACCEPTED
with COMMENTS
EPA Letter Dated:

APR 15 2008

Under the Federal Insecticide,
Fungicide, and Rodenticide Act as
amended, for the pesticide,
registered under EPA Reg. No. 53935-11



Start Up - Follow all directions from your spa manufacturer on filling and balancing the water in your spa. Standard guidelines for balancing the water are as follows:

Water Balance Guidelines

pH:	7.2-{7.6} {7.8}
Total Alkalinity:	80-180 ppm
Calcium Hardness:	150-400
Total Dissolved Solids:	<1500
*Free Bromine {or Chlorine}:	1.0-2.0 ppm

*NOTE: Bromine {or chlorine} levels are lower only when used with Frog minerals

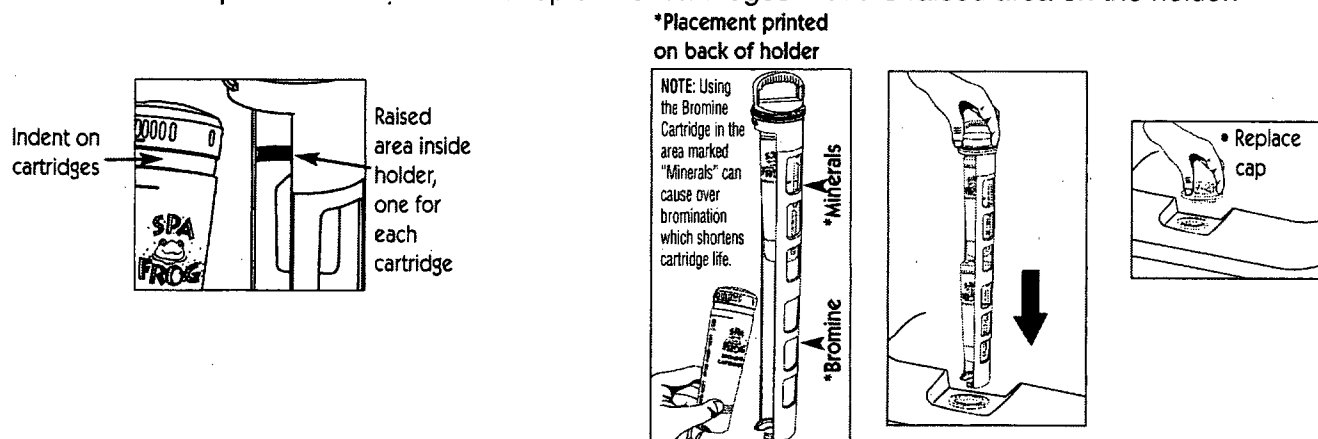
- Use a metal out or sequestering agent if fill water is high in metals. Wait 24 hours before continuing start up.
- Shock spa to establish a 1.0-2.0 ppm bromine {or chlorine} residual. Add directly to spa following manufacturers' directions. Do NOT add through the In-Line System.
- When spa reaches operating temperature per your spa manufacturer's directions, set the mineral and bromine cartridges according to directions on page # and insert them into the System.

Replacing Cartridges

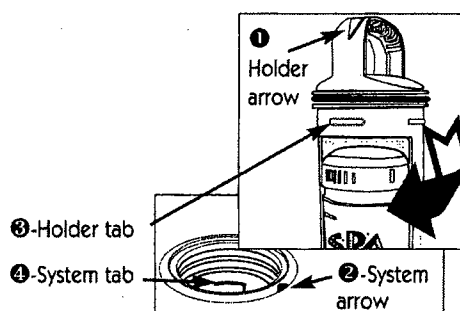
- Open cap of In-Line System and set aside. DO NOT OPEN CAP WHILE JETS ARE ON.
- Remove holder by pushing down and turning counterclockwise before pulling out.
- Remove spent cartridges by pushing bottom out through openings in back of holder. Then

grab cartridge and pull out.

- Snap the Pool Frog Mineral Reservoir into the area marked "Minerals" (top portion) and the Spa Frog Bromine Cartridge into the area marked "Bromine" (bottom portion) making sure to line up the indentation at the top of the cartridges with the raised area on the holder.



- Slowly insert holder into system. Line up holder arrow-① with system arrow-②. Push down until holder tabs-③ go past system tabs-④ and turn holder to the right (clockwise) until it stops. To ensure a locked position, attempt to pull holder up. If it stays in place, the lock is secure.



- Begin regular spa care procedures (see page #) as soon as start-up is complete.

Adjusting and When to Replace Pool Frog Mineral Reservoir:

- Set Pool Frog Mineral Reservoir wide open on #6 by holding the bottom and turning the top until the number 6 appears in the setting window.
- The Pool Frog Mineral Reservoir must be replaced every 4 months. After four months of use, or when draining and refilling the spa with fresh water, discard Pool Frog Mineral Reservoir in trash even if, upon shaking, it appears there is spent media left inside. Once wetted the time released minerals in the cartridge are effective up to four months. Do not attempt to reuse the product once removed from the spa. For ease in remembering, mark your calendar with the Reminder Stickers included with this manual (see spa manufacturer's draining recommendations).

ACCEPTED
with COMMENTS
EPA Label Dated:

APR 15 2008

Under the Federal Insecticide,
Fungicide, and Rodenticide Act as
amended for the pesticide,
registered under EPA Reg. No. 53235-11

King Technology: Pool Frog Mineral Reservoir
Label Version January 16, 2008
Page 31 of 42

Adjusting and When to Replace Spa Frog Bromine Cartridge:

As every spa is different, finding the right setting for the bromine cartridge will require monitoring your usage for the first week or two. Begin with an initial setting based on the chart {below} {on page #} and monitor bromine levels daily or before each use, adjusting the cartridge by one setting per day until a 1.0-2.0 ppm level has been achieved. To adjust cartridge, remove from system and turn to the next highest setting if the bromine level is low, or the next lower setting if the bromine level is high. The bromine cartridge needs to be replaced when empty. Drain water to ensure empty then discard in trash. On most spas, it will last between 2 and 4 weeks. Always maintain at least 1.0 ppm bromine level.

INITIAL START-UP SETTING

	Spa Size (Gallons)		
Daily Filter Time	250-300	300-400	400-500
One Hour	2	3	4
Two Hours	2	2	3
Four Hours	1	2	2
24 hour @ low flow	1	2	2

NOTE: The more you use the spa, for instance when you first get it, the greater the setting to achieve at least 1.0 ppm. (This may require a higher setting than what is listed in the chart.) If usage decreases or the bromine level is greater than 2.0 ppm, the setting should be lowered.

Regular Spa Care Procedures:

Always follow the directions for operating your particular spa.

- Run filtration system as directed by your spa manufacturer to maintain proper water flow through the In-Line System.
- Regularly test water for pH, total alkalinity and bromine levels. Maintain at least 1.0 ppm bromine {or chlorine} level at all times.
- Shock the spa {with granular chlorine or a non-chlorine shock} once a week or as needed. Additional shocking may be required if the spa is under heavy use. This is often the case when the spa is new.
- Remember to replace your Pool Frog Mineral Reservoir and Spa Frog Bromine Cartridges as directed under "Adjusting and When to Replace".
- Lubricate o-ring twice a year with a silicone lubricant.

ACCEPTED
with COMMENTS
EPA Letter Dated:

APR 15 2008

Under the Federal Insecticide,
Fungicide, and Rodenticide Act as
amended, for the pesticide,
registered under EPA Reg. No. 53735-11

King Technology, Inc.
530 11TH AVENUE SOUTH
HOPKINS, MN 55343
952-933-6118
www.kingtechnology.com

Pool Frog Mineral Reservoir [Filter Spa Product] Outer Package Labeling

[Alternate Brand Name: Spa Frog]

[Alternate Brand Name: Spa Frog for Filter Core]

[Alternate Brand Name: Spa Frog Mineral Spa Care]

[Alternate Brand Name: Spa Frog Floating System]

[Front Panel]

POOL FROG MINERAL RESERVOIR

{PATENTED MINERAL SPA {SANITIZER} {DISINFECTANT}}

{Minerals Offer:}

{Reduces bromine {or chlorine} use up to 50%*}
{Up to 50% reduction in bromine {or chlorine} use*}

{Eliminates daily dosing for less work}

{Improves Water Quality By:}

- {Destroying bacteria for improved clarity}
- {Helping to maintain a neutral pH}
- {Reducing bromine {or chlorine} use for softer water}

* Compared to the minimum ANSI recommended bromine {or chlorine} level of 2.0 ppm for a spa

KEEP OUT OF REACH OF CHILDREN

CAUTION

Active Ingredient:

Silver Chloride ----- 0.5%

NET WT.: 58 grams

Other Ingredients: ----- 99.5%

EPA Reg. No.: 53735-11

Total: ----- 100.0%

EPA Est. No.: 071209-AZ-001

King Technology, Inc.
530 11th Ave. South
Hopkins, MN 55343

ACCEPTED
with COMMENTS
EPA Letter Dated:

APR 15 2008

Under the Federal Insecticide,
Fungicide, and Rodenticide Act as
amended, for the pesticide,
registered under EPA Reg. No. 53735-11

King Technology: Pool Frog Mineral Reservoir
Label Version January 16, 2008
Page 33 of 42

[Side/Back Panels]

Product Description: Pool Frog Mineral Reservoir contains a patented mineral formula that destroys bacteria while neutralizing acids, which helps keep the pH in a safe range with less monitoring. Using Frog Minerals with reduced levels of bromine {or chlorine} improves spa pleasure {by reducing the irritations associated with bromine {or chlorine} including red stinging eyes, dry itchy skin, {faded} {fading} bathing suits, premature damage to spa equipment or surfaces and smelly odors}. This product must never be used alone but always supplemented with a source of bromine {or chlorine}.

Replace Pool Frog Mineral Reservoir after 4 months or when draining and refilling spa with fresh water.

It is a violation of Federal Law to use this product in a manner inconsistent with its labeling.

Directions for Use: For use in spas up to 600 gallons. Ensure all spa equipment is working properly. The pump and filter should be operated at least 3 hours per day. Clean filter following manufacturer's directions. Adjust pH to between 7.2 – {7.6} {7.8}. With a freshly filled spa, establish a bromine or chlorine residual of 1.0-2.0 ppm with an EPA approved spa shock or by other means. Always maintain a bromine {or chlorine} residual of at least 1.0 ppm. Shock spa once a week or as needed. When using other products as outlined in directions for this product, always follow directions on those products. Keep the spa free of leaves and debris.

Installing Pool Frog Mineral Reservoir: {Set reminder dial to four months from month of installation. Turn dial by hand or with a coin if needed.} {Mark your calendar with enclosed reminder sticker for the 4 month replacement date.} {Set for 4 mos} Place Pool Frog Mineral Reservoir in one of the following locations:

- a. Majority of Spas: insert Pool Frog Mineral Reservoir inside filter cartridge core. Do not allow product to sit too low in the filter. If blocking water flow, install in filter well. If installed inside a standpipe, attach a string to the {handle on top} {Frog head handle} for easy removal.
- b. High Flow Spas: on skimmer filters with 2.5 HP or larger pump motors, place Pool Frog Mineral Reservoir in filter well outside the filter cartridge.
- c. Small Cartridge or Other Spas: place Pool Frog Mineral Reservoir in skimmer tray.

Disposal: After four months of use, or when draining and refilling the spa with fresh water, discard Pool Frog Mineral Reservoir in trash even if, upon shaking, it appears there is spent media left inside. Once wetted the time released minerals in the cartridge are effective up to four months. Do not attempt to reuse the product once removed from the spa.

NOTE: Buyer assumes all responsibility for safety and use not in accordance with directions.

ACCEPTED
with COMMENTS
EPA Letter Dated:

APR 15 2008

Under the Federal Insecticide,
Fungicide, and Rodenticide Act as
amended, for the pesticide,
registered under EPA Reg. No. 53735-11

King Technology: Pool Frog Mineral Reservoir
Label Version January 16, 2008
Page 34 of 42

[Side Panels]

[All text on this page is optional]

Easy Installation. No Assembly Required.

Let us Dissect This Frog For You

- Openings in cap for additional water flow
- Reminder dial for replacing every 4 months
- Scooped louvers draw water in and through minerals inside
- Bottom louvers allow clean water out
- Welded rod helps prevent breakage

Pool Frog Mineral Reservoir works together with very low levels of bromine or chlorine to control bacteria, condition the water and help neutralize pH.

FROG

Now easier to install

- Set reminder dial to the four month replacement date
- Insert Pool Frog Mineral Reservoir into filter cartridge, in filter well or in skimmer
- Lower your bromine or chlorine levels to as low as 1.0 ppm*
- Replace Pool Frog Mineral Reservoir every 4 months or when draining and refilling spa

Reminder Dial for ease-to-remember 4 month replacement
Set for 4 mos.

Frog Offers More Relaxation

- Simply a more enjoyable spa experience
- Water feels softer and looks crystal clear
- Permanent rod fits almost all spas
- Welded rod helps prevent breakage
- Inserts easily into filter
- Also works in most skimmers or filter wells
- Lasts four full months

ACCEPTED
with COMMENTS
EPA Letter Dated:

APR 15 2008

Under the Federal Insecticide,
Fungicide, and Rodenticide Act as
amended, for the pesticide,
registered under EPA Reg. No. 53235-11

King Technology: Pool Frog Mineral Reservoir
Label Version January 16, 2008
Page 35 of 42

**Pool Frog Mineral Reservoir [Filter Spa Product] Instruction Manual
placed inside the product box**

37 843

**Pool Frog Mineral Reservoir
Operation Manual For Use in Filter Core
{PATENTED MINERAL SPA {SANITIZER} {DISINFECTANT}}**

{Minerals Offer:}

ACCEPTED
with COMMENTS
EPA Letter Dated:

APR 15 2008

{Reduces bromine {or chlorine} use up to 50%*}
{Up to 50% reduction in bromine {or chlorine} use*}

{Eliminates daily dosing for less work}

Under the Federal Insecticide,
Fungicide, and Rodenticide Act as
amended, for the pesticide,
registered under EPA Reg. No. 53735-11

{Improves Water Quality By:}

- {Destroying bacteria for improved clarity}
- {Helping to maintain a neutral pH}
- {Reducing bromine {or chlorine} use for softer water}

* Compared to the minimum ANSI recommended bromine {or chlorine} level of 2.0 ppm for a spa

KEEP OUT OF REACH OF CHILDREN

CAUTION

Active Ingredient:

Silver Chloride ----- 0.5%

NET WT.: 58 grams

Other Ingredients: ----- 99.5%

EPA Reg. No.: 53735-11

Total: ----- 100.0%

EPA Est. No.: 071209-AZ-001

Product Description: Pool Frog Mineral Reservoir contains a patented mineral formula that destroys bacteria while neutralizing acids, which helps keep the pH in a safe range with less monitoring. Using Frog Minerals with reduced levels of bromine {or chlorine} improves spa pleasure {by reducing the irritations associated with bromine {or chlorine} including red stinging eyes, dry itchy skin, {faded} {fading} bathing suits, premature damage to spa equipment or surfaces and smelly odors}. This product must never be used alone but always supplemented with a source of bromine {or chlorine}.

Replace Pool Frog Mineral Reservoir after 4 months or when draining and refilling spa with fresh water.

It is a violation of Federal Law to use this product in a manner inconsistent with its labeling.

Specifications

- Fits in most filters.
- Handles spas up to 600 gallons.
- Lasts 4 months.
- {Easy to set reminder dial for product replacement.}
- Use with bromine or chlorine.

Spa Start Up

- Always drain and refill spa at least every 4 months.
- Clean or replace filter cartridge when dirty (*Follow manufacturers directions*).
- Balance water according to the chart.
- Shock spa to establish a bromine or chlorine residual of 1.0-2.0 ppm with an EPA approved spa shock or by other means. (*Follow manufacturers directions*).
- Begin Regular Spa Care procedure on back page.

Water Balance Guidelines

pH:	7.2-{7.6} {7.8}
Total Alkalinity:	80-180 ppm
Calcium Hardness:	150-400
Total Dissolved Solids:	<1500
*Free Bromine {or Chlorine}:	1.0-2.0 ppm

*NOTE: Bromine {or chlorine} levels are lower only when used with Frog minerals

Installing Pool Frog Mineral Reservoir

- {Set reminder dial on Pool Frog Mineral Reservoir to 4 months from month of installation. Turn dial by hand or with a coin if needed.} {Mark your calendar with enclosed reminder sticker for the 4 month replacement date.}
- Place Pool Frog Mineral Reservoir in one of the following locations in spa:
 - a) Majority of Spas** – Insert Pool Frog Mineral Reservoir inside filter cartridge core (**Diagram A**). Do not allow Pool Frog Mineral Reservoir to sit too low in the filter. If blocking water flow install in filter well (**Diagram B**). If Pool Frog Mineral Reservoir is inside a standpipe, attach a string to the {handle on top} {Frog head handle} for easy removal.
 - b) High Flow Spas** – On skimmer filters with 2.5 HP or larger pump motors, place Pool Frog Mineral Reservoir in filter well outside the filter cartridge (**Diagram B**).
 - c) Small Cartridge or Other Spas** – Place Pool Frog Mineral Reservoir in skimmer tray (**Diagram C**).

ACCEPTED
with COMMENTS
EPA Letter Dated:

APR 15 2008

Under the Federal Insecticide,
Fungicide, and Rodenticide Act as
amended, for the pesticide,
registered under EPA Reg. No. 53735-11

King Technology: Pool Frog Mineral Reservoir
Label Version January 16, 2008
Page 37 of 42

39 8 43

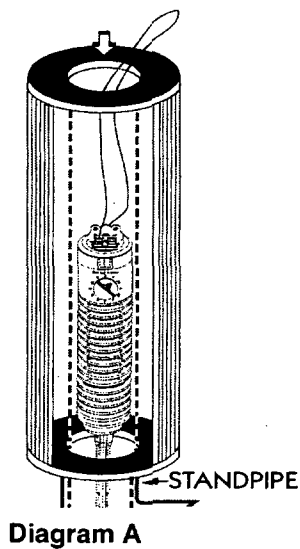


Diagram B –
High Flow Spas in Filter Well

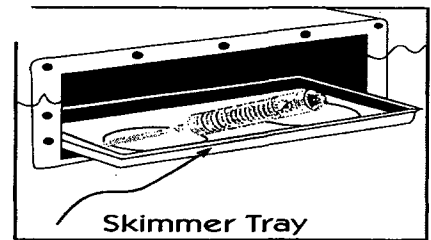
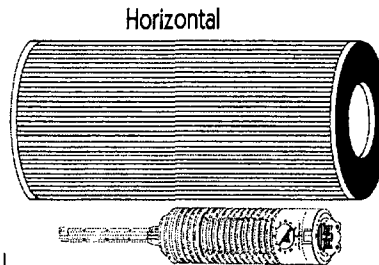
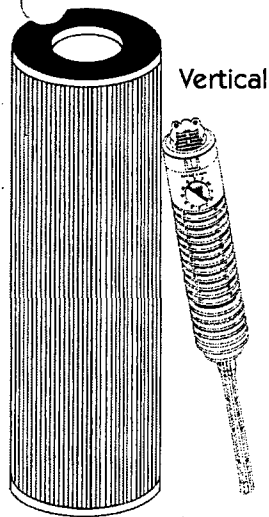


Diagram C

If unit is too tall, cut rod at hash marks to shorten.

Regular Spa Care

- Ensure all spa equipment is working properly.
- Run filtration system a minimum of three hours per day.
- Regularly test water for pH, total alkalinity and bromine {or chlorine} levels.
- Maintain at least a 1.0 ppm bromine {or chlorine} level at all times.
- Shock the spa once a week or as needed. Additional shocking may be required if the spa is under heavy use. This is often the case when the spa is new.
- The Pool Frog Mineral Reservoir must be replaced every 4 months. After four months of use or when draining and refilling the spa with fresh water, discard Pool Frog Mineral Reservoir in trash even if, upon shaking, it appears there is spent media left inside. Once wetted the time released minerals in the cartridge are effective up to four months. Do not attempt to reuse the product once removed from the spa.

{Set for 4 mos.}

ACCEPTED
with COMMENTS
EPA Letter Dated:
APR 15 2008

Under the Federal Insecticide,
Fungicide, and Rodenticide Act as
amended, for the pesticide,
registered under EPA Reg. No. 53735-11

{SPA FROG® In-Line System Consumer Warranty

40 8 43

King Technology, Inc. will warrant this product with a complete replacement for the original purchaser should it prove defective by reason of improper workmanship and/or material. This product will be warranted for 1 year from the date the spa goes into service. This warranty does not include wearable parts such as o-rings. King Technology, Inc. holds the option of replacing any defective part without charge if it is determined to be all that is needed to correct any situation that may arise. Parts used for replacement with the exception of o-rings, are warranted for the remainder of the original warranty.

To obtain warranty service, you must contact your nearest authorized dealer who will determine if the product should be removed and returned for evaluation. Proof of purchase is required when requesting warranty service. Purchaser must present the sales receipt or other document that establishes proof of purchase.

This warranty does not cover defects caused by: modification, alteration, repair or service of the product contrary to the accompanying instructions; physical abuse to or misuse of the product or operation in a manner contrary to accompanying instructions. This warranty also excludes all costs arising from the installation, adjustment, removal or replacement of defective units or parts. This warranty also excludes any and all claims arising out of the chemicals used in the product or their characteristics.

Any express warranty not provided for herein, and any remedy for breach of warranty or breach of contract which, but for this provision, might arise by implication or operation of law, is hereby expressly excluded and disclaimed. The implied warranties of merchantability and of fitness for any particular purpose are expressly limited to a term of one year. Some states do not allow limitation on how long an implied warranty lasts, so the above limitation may not apply to you.

Under no circumstances shall King Technology, Inc. be liable to purchaser or any other person for any damage or loss incurred because of any chemicals used in the product or their physical characteristics, or interruption of service of the product, or any special, incidental or consequential damages or losses, whether arising out of breach of warranty, breach of contract or otherwise. Some states do not allow the exclusion or limitation of incidental consequential damages, so the above limitation or exclusion may not apply to you.}

King Technology, Inc.

530 11th Avenue South · Hopkins, MN 55343

800-222-0169 · FAX 952-933-2206 · www.kingtechnology.com

ACCEPTED
with COMMENTS
EPA Letter Dated:

APR 15 2008

Under the Federal Insecticide,
Fungicide, and Rodenticide Act as
amended, for the pesticide,
registered under EPA Reg. No. 53735-11

[All text on this page is optional]

The Complete Low Bromine {or Chlorine} Alternative+

+ Pool Frog Mineral Reservoir must be used with at least 1 ppm bromine {or chlorine}. To enjoy the complete system, Pool Frog Mineral Reservoir must be used in conjunction with the EPA registered Spa Frog Bromine Cartridge (EPA No. 53735-10) or other compatible EPA registered sources of bromine {or chlorine} approved specifically for spas or a bromine {or chlorine} delivery device.

1. Less Work

- Automatic dispensing of minerals and bromine.
- Less work with pre-filled disposable cartridges.
- No more daily maintenance with cartridges that last weeks or months at a time.
- Relaxation and peace of mind.

2. Less Bromine

- Pool Frog Mineral Reservoir is the only mineral system using a pre-filled bromine cartridge that meets the EPA requirements to lower previously approved safe bromine levels by up to 50%.* (*The ANSI minimum bromine {or chlorine} recommendation is 2.0 ppm for a spa.)
- With standard bromine {or chlorine} products for spas and hot tubs, EPA has NOT approved a bromine {or chlorine} level of 1.0 ppm without using minerals.
- Minerals destroy bacteria so less bromine {or chlorine} is needed for complete spa care.

3. Water Quality

- With Pool Frog Mineral Reservoir your spa will have the feel of a hot spring in the Rocky Mountains cascading over your tired limbs and soothing muscles.
- Pool Frog Mineral Reservoir's minerals make a difference you can see and feel.
- Water feels softer with a crystal clear shine.
- For softer water with a crystal clear shine.
- Frog minerals condition the water for extra softness.
- Pool Frog Mineral Reservoir transforms your spa into the perfect environment for soothing relaxation.
- Minerals reduce the irritations associated with bromine {or chlorine} like red stinging eyes, faded {fading} swimsuits and dry, itchy skin.
- The perfect spa environment.
- Pool Frog Mineral Reservoir puts the AAAHH in your spa.
- Lower bromine {or chlorine} levels helps prevent damage to equipment and surfaces.
- Pool Frog Mineral Reservoir gives you a reliable way to have fresh, clean, clear water in your spa.

4. How Minerals Work

- Frog minerals help rid the water of harmful bacteria.
- Frog's patented minerals destroy bacteria with a controlled release formula that lasts 4 months.
- Frog minerals also help keep your pH balanced by acting as a neutralizer.

ACCEPTED
with COMMENTS
EPA Letter Dated

APR 15 2008

Complete mineral spa care works in all spas*. (*Any spa can take advantage of a complete system including the Pool Frog Mineral Reservoir used with the Spa Frog Bromine Cartridge.)

[All text on this page is optional]

- Pool Frog Mineral Reservoir works together with very low levels of bromine {or chlorine} (ie: at least 1.0 ppm) to control bacteria, condition the water and help neutralize pH.
- Let Frog minerals handle the bulk of your water {sanitation} {disinfecting} needs.
- Silver plus 1.0 ppm bromine {or chlorine} is as effective as 2.0 ppm of bromine {or chlorine} alone.
- The Frog mineral formula contains silver to destroy bacteria and calcium carbonate to help keep the pH in a safe range without monitoring.
- Silver destroys bacteria to reduce bromine {or chlorine} use up to 50%* (*compared to the minimum ANSI recommended bromine {and chlorine} level of 2.0 ppm for a spa)

5. How To Use:

- Simply snap out and snap in the pre-filled mineral cartridge.
- Set reminder dial to the four month replacement date.
- For the blue Pool Frog Mineral Reservoir – set wide open on setting #6.
- Insert cartridge into floating holder openings.
- Easy top loading access makes it a snap to replace the mineral cartridge in the holder.
- No assembly required.
- By dropping it inside your filter cartridge, filter well or skimmer, Pool Frog Mineral Reservoir works with no electricity and no hassles for four full months.
- Set it and forget it for up to 4 months.

6. Other Copy

- Simple spa care
- Insanely Cool Spa Care
- Patented Get Down™ Spa Care Technology
- Patented Get Down Mineral™ Spa Care Technology
- Get Down Mineral Technology
- Get Down Mineral Technology Only From Frog
- Get Down Mineral Pool and Spa Care Technology
- Get Down Mineral Spa Care Technology
- Get Down Pool and Spa Care Technology
- Get Down Spa Care Technology
- Get Down
- Reduces sanitizer demand
- For bromine & chlorine
- Safe for all spas
- Enjoy softer, cleaner water
- Enjoy clearer, cleaner spa water with the help of minerals
- Contains minerals that help to control bacteria while reducing sanitizer demand
- When combined with proven chemistry, you'll experience spa water that is clearer, cleaner and softer to the touch
- Works with bromine and chlorine
- Reduces odors
- Fits most filters
- Simple installation
- One-piece design

ACCEPTED
with COMMENTS
EPA Letter Dated:

APR 15 2008

Under the Federal Insecticide,
Fungicide, and Rodenticide Act as
amended, for the pesticide
registered under EPA Reg. No. 53735-11

[All text on this page is optional]

- Compatible with non-chlorine shock
- Installation is easy
- Insert into filter cartridge, in filter well or in skimmer.
- Lower your chlorine or bromine level to 1.0 ppm
- Replace at least every 4 months or when draining and refilling spa.
- After that time, even if upon shaking, you hear the spent media inside, it is no longer effective and must be replaced.
- Product is effective up to 4 consecutive months or when draining and refilling the spa.
- After following the simple spa care start-up program located in the back of your spa care guide, it's time to add the Pool Frog Mineral Reservoir.
- Test pH, Total Alkalinity, chlorine/bromine levels regularly with test strips. Shock after each use or at least once a week with chlorine or non-chlorine shocks.
- It is normal for a small amount of granules and dust to become dislodged from the mineral cartridge during shipment.
- For use only with Softub.
- This product to be used only with Softub
- See your Softub manual for complete operating instructions
- Patented Mineral Spa {Sanitizer} {Disinfectant}.
- Mineral Spa Care is developed with technology from Frog
- Fits Caldera Spas

ACCEPTED
with COMMENTS
In EPA Letter Dated:

APR 15 2008

... Federal Insecticide,
... and Rodenticide Act as
... for the pesticide,
... Reg. No. 53735-11