

53735-2

1/17/2012

10412



UNITED STATES ENVIRONMENTAL PROTECTION AGENCY
WASHINGTON, D.C. 20460

January 17, 2012

Heather R. Bjornson, Consultant
Technology Sciences Group, Inc
1150 18th Street, NW, Suite 1000
Washington, DC 20036

OFFICE OF CHEMICAL SAFETY
AND POLLUTION PREVENTION

Subject: Sani-King P-Max VIII Cartridge
EPA Reg.#: 53735-2
Notification Date: December 22, 2012
Receipt Date: January 22, 2012

Dear Dr. Kelley:

This acknowledges the receipt of your notification, submitted under the provision of PR Notice 98-10 and FIFRA section 3(c)9.

Proposed Notification:

Addition of 21 Alternative Brand Names (ABNs): Frog Recharge, Frog Pool Boy Recharge, Frog Pool Buddy Recharge, Frog Sani-Buddy Recharge, Frog Sani-Bobbler Recharge, Frog Power Pad Recharge, Frog Sentry Recharge, Frog Jr. Recharge, Frog Jr. Pool Boy Recharge, Frog Jr. Pool Buddy Recharge, Frog Jr. Sani-Buddy Recharge, Frog Jr. Sani-Bobbler Recharge, Frog Jr. Power Pad Recharge, Frog Jr. Sentry Recharge, Frog Splasher Recharge, Frog Splasher Pool Boy Recharge, Frog Splasher Pool Buddy Recharge, Frog Splasher Sani-Buddy Recharge, Frog Splasher Sani-Bobbler Recharge, Frog Splasher Power Pad Recharge, and Frog Splasher Sentry Recharge for the primary brand name Sani-King P-Max VIII Cartridge (EPA Reg# 53735-2).

General Comment:

Based on the review of the material submitted, the notification application for the additional 21 ABNs noted above is acceptable. This notification and this letter have been inserted in your file for future reference.

If you have further question on this letter, please contact David Liem at 703-305-1284 or by email at liem.david@epa.gov

Sincerely

Monisha Harris

Product Manager (32)
Regulatory Management Branch II
Antimicrobials Division (7510P)

Please read instructions on reverse before completing form.

Form Approved

OMB No. 2070-0060. Approval expires 2-28-95



United States
Environmental Protection Agency
Washington, DC 20460

Registration
 Amendment
 Other

OPP Identifier Number

Application for Pesticide - Section I

1. Company/Product Number 53735 -2	2. EPA Product Manager Monisha Harris	3. Proposed Classification <input checked="" type="checkbox"/> None <input type="checkbox"/> Restricted
4. Company/Product (Name) Sani-King P-Max VIII Cartridge	PM# 32	
5. Name and Address of Applicant (Include ZIP Code) King Technology, Inc. 530 11th Avenue South Hopkins, MN 55343 <input type="checkbox"/> Check if this is a new address	6. Expedited Review. In accordance with FIFRA Section 3(c)(3)(b)(i), my product is similar or identical in composition and labeling to: EPA Reg. No. _____ Product Name _____	

Section - II

<input type="checkbox"/> Amendment - Explain below.	<input type="checkbox"/> Final printed labels in response to Agency letter dated _____
<input type="checkbox"/> Resubmission in response to Agency letter dated _____	<input type="checkbox"/> "Me Too" Application.
<input checked="" type="checkbox"/> Notification - Explain below.	<input type="checkbox"/> Other - Explain below.

Explanation: Use additional page(s) if necessary. (For section I and Section II.)

This notification is to add 21 alternate brand names per PR Notice 98-10. This notification is consistent with the provisions of PR Notice 98-10 and EPA regulations at 40 CFR 152.46, and no other changes have been made to the labeling or the confidential statement of formula for this product. I understand that it is a violation of 18 U.S.C. Sec. 1001 to willfully make any false statement to EPA. I further understand that if this notification is not consistent with the terms of PR Notice 98-10 and 40 CFR 152.46, this product may be in violation of FIFRA and I may be subject to enforcement action and penalties under sections 12 and 14 of FIFRA.

Section - III

1. Material This Product Will Be Packaged In:				2. Type of Container	
Child-Resistant Packaging <input type="checkbox"/> Yes <input checked="" type="checkbox"/> No	Unit Packaging <input type="checkbox"/> Yes <input checked="" type="checkbox"/> No	Water Soluble Packaging <input type="checkbox"/> Yes <input checked="" type="checkbox"/> No		<input type="checkbox"/> Metal	<input checked="" type="checkbox"/> Plastic
				<input type="checkbox"/> Glass	<input type="checkbox"/> Paper
* Certification must be submitted				<input type="checkbox"/> Other (Specify) _____	
3. Location of Net Contents Information <input checked="" type="checkbox"/> Label <input type="checkbox"/> Container	4. Size(s) Retail Container Various all under 2 lbs.	5. Location of Label Directions <input checked="" type="checkbox"/>			
6. Manner in Which Label is Affixed to Product <input checked="" type="checkbox"/> Lithograph <input checked="" type="checkbox"/> Paper glued <input type="checkbox"/> Stenciled			<input type="checkbox"/> Other _____		

Section - IV

1. Contact Point (Complete items directly below for identification of individual to be contacted, if necessary, to process this application.)

Name Heather R. Bjornson, hbjornson@tsgusa.com	Title Senior Regulatory Consultant	Telephone No. (Include Area Code) (202) 828-8945
---	---------------------------------------	---

Certification

I certify that the statements I have made on this form and all attachments thereto are true, accurate and complete. I acknowledge that any knowingly false or misleading statement may be punishable by fine or imprisonment or both under applicable law.

E. Date Application Received
(Stamped)

2. Signature 	3. Title Regulatory Consultant to King Technology, Inc.
4. Typed Name Heather R. Bjornson	5. Date December 22, 2011



Technology Sciences Group Inc.
1150 18th Street, NW, Suite 1000
Washington, D.C. 20036
Direct: (202) 828-8945
Fax: (202) 872-0745
E-Mail: hbjornson@tsgusa.com

Heather R. Bjornson
Senior Regulatory Consultant

Monisha Harris, PM 32
Office of Pesticide Products, US EPA
Room S-4900, One Potomac Yard
2777 South Crystal Drive
Arlington, VA 22202-4501

December 22, 2011

RE: King Technology, Inc.: Sani-King P-Max VIII Cartridge (EPA Reg. No. 53735-2)

**Notification to add twenty-one (21) alternate brand names
per PR Notice 98-10**


Dear Ms. Harris:

Technology Sciences Group Inc., on behalf of King Technology Inc., is submitting the enclosed notification to add twenty-one (21) alternate brand names to the above referenced product.

Should you have any questions or comments, please do not hesitate to contact me directly.

Sincerely,

Heather R. Bjornson



{All text in brackets [xxx] is optional and may or may not be included on a final label.}

{All text in braces {xxx} is administrative and will not appear on a final label.}

{MASTER LABEL}

Sani-King P-Max VIII Cartridge

NOTIFICATION
Date Reviewed: 1/17/2012
Reviewed By: D. Siem


[For use only in the P-Max System]

[For use in the Frog Splash System]

{Alternate Brand Names:}

- [Aqua Smarte Bac Pac]
- [Aqua Smarte Chamber]
- [Frog Bac Pac]
- [New Water Cyler Pac]
- [Pool Frog Pac]
- [Pool Frog Bac Pac]
- [Pool Frog Chlorine Cartridge]
- [Prevail Bac Pac]
- [Prevail Pool Pack]
- [Sparco Automatic Water Treatment Chamber]
- [Sparco Bac Pac]
- [Frog Leap Marco Polo Pac]
- [Frog Leap Torpedo Pac]
- [Frog Leap MizerMax Pac]
- [Frog Leap Max-C-Mizer Pac]
- [Aqua Smarte Marco Polo Pac]
- [Aqua Smarte Torpedo Pac]
- [Aqua Smarte Plus MizerMax Pac]
- [Aqua Smarte Max-C-Mizer Pac]

- [Frog Recharge]
- [Frog Pool Boy Recharge]
- [Frog Pool Buddy Recharge]
- [Frog Sani-Buddy Recharge]
- [Frog Sani-Bobber Recharge]
- [Frog Power Pad Recharge]
- [Frog Sentry Recharge]
- [Frog Jr. Recharge]
- [Frog Jr. Pool Boy Recharge]
- [Frog Jr. Pool Buddy Recharge]
- [Frog Jr. Sani-Buddy Recharge]
- [Frog Jr. Sani-Bobber Recharge]
- [Frog Jr. Power Pad Recharge]
- [Frog Jr. Sentry Recharge]
- [Frog Splasher Recharge]
- [Frog Splasher Pool Boy Recharge]
- [Frog Splasher Pool Buddy Recharge]
- [Frog Splasher Sani-Buddy Recharge]
- [Frog Splasher Sani-Bobber Recharge]
- [Frog Splasher Power Pad Recharge]
- [Frog Splasher Sentry Recharge]



Sani-King P-Max VIII Cartridge

[For use only in the P-Max System]
[For use in the Frog Splash System]

- [1-inch tablets]
- [3-inch tablets]
- [3-inch pucks]
- [Sticks]

KEEP OUT OF REACH OF CHILDREN

DANGER

SEE FIRST AID AND ADDITIONAL PRECAUTIONARY
STATEMENTS ON BACK PANEL

Active Ingredient:

Trichloro-s-triazinetrione.....99%
 Other Ingredients:..... 1%
 Total..... 100%


Available Chlorine: 90%

Net Wt.: _____ {lbs} {oz} {grams}

EPA REG. NO: 53735-2

EPA EST. NO: [69470-WV-2]
[82835-MI-1]

Manufactured by: **KING TECHNOLOGY, INC.**
530 11th Avenue S., Hopkins, MN 55343 USA
www.kingtechnology.com



FIRST AID: If Inhaled: Move person to fresh air. If person is not breathing, call 911 or an ambulance, then give artificial respiration, preferably by mouth-to-mouth, if possible. Call a poison control center or doctor for further treatment advice. **If in Eyes:** Hold eye open and rinse slowly and gently with water for 15-20 minutes. Remove contact lenses, if present, after the first 5 minutes, then continue rinsing eye. Call a poison control center or doctor for treatment advice. **If on Skin or Clothing:** Take off contaminated clothing. Rinse skin immediately with plenty of water for 15-20 minutes. Call a poison control center or doctor for treatment advice. **If Swallowed:** Call poison control center or doctor immediately for treatment advice. Have person sip a glass of water if able to swallow. Do not induce vomiting unless told to do so by the poison control center or doctor. Do not give anything by mouth to an unconscious person. Have the product container or label with you when calling a poison control center or doctor, or going for treatment.

Note to Physician: Probable mucosal damage may contraindicate the use of gastric lavage.

{Directions to be used for pool cartridge}

DIRECTIONS FOR USE:

It is a violation of federal law to use this product in a manner inconsistent with its labeling.

PRODUCT DESCRIPTION:

This [chamber] [pac] is part of an advanced system that uniformly feeds chlorine, efficiently kills bacteria and controls algae continuously for weeks under normal conditions in a stabilized pool. The conveniently disposable [chamber] [pac] lets you control the rate of chlorine delivery to meet changing conditions in your pool, by simply adjusting the control dial on the chlorine delivery system. You never have to touch the chlorinating tablets.

USE DIRECTIONS:

1. Adjust pH level to 7.2-7.8.
2. Bring Free Available Chlorine (FAC) residual to 1.0-1.5 ppm using a chlorine shock. Follow Manufacturer's Label Directions.
3. Stabilize the pool with cyanuric acid stabilizer. Follow Manufacturer's Label Directions.
4. **To install [chamber] [pac]:** Take feeder cap off. Remove [chamber] [pac] [colored caps] [cut offs]. Hold [chamber] [pac] so the open end faces down. Insert into feeder. The end of the [chamber] [pac] must align with the key located inside the feeder at the bottom. **DO NOT FORCE.** Replace feeder cap and set the control dial to the appropriate setting. For a guideline, using a 13,500 gallon pool with a pump running 8 hours per day, begin with the control dial set on #3. For a 18,000 gallon pool, start at setting #4. To achieve the proper FAC, turn the control dial to the next higher setting to increase the FAC and turn it to the next lower setting to decrease the FAC. Operate the pool for 1 day. Check the FAC residual and increase/decrease one setting per day until you achieve 1.0-1.5 ppm. Pool should not be entered until the chlorine residual is 1.0-1.5 ppm.
5. Once you have determined the proper setting for your pool, you should not have to re-adjust the setting under normal conditions. Should conditions change (i.e. weather, rain, pool use, bather load, etc.) the control dial can be easily adjusted to increase or decrease the chlorine feed.
6. Superchlorinate if needed. Do not add shock treatment to the skimmer. Turn control dial to [Setting 0 or] [Minimum] before super-chlorinating. Once desired FAC has been obtained, return the control dial to the normal operating setting.
7. Periodically check the [chamber] [pac] and replace with a new one when empty. Do not attempt to open or refill this [chamber] [pac]. **DO NOT REUSE.**

{Directions to be used with Pool Frog Mineral Reservoir EPA Reg. No. 53735-11}

DIRECTIONS FOR USE:

It is a violation of federal law to use this product in a manner inconsistent with its labeling.

PRODUCT DESCRIPTION:

This [chamber] [pac] [pack] is part of an advanced pool care system that uses the Pool Frog Mineral Reservoir (EPA Reg. No. 53735-11) with low levels of chlorine to destroy bacteria continuously for weeks under normal conditions in a stabilized pool. The conveniently disposable [chamber] [pac] [pack] lets you control the rate of chlorine delivery to meet changing conditions in your pool, by simply adjusting the control dial on the chlorine delivery system. You never have to touch the chlorinating tablets.

USE DIRECTIONS:

1. Adjust pH level to 7.2-7.8.
2. Bring Free Available Chlorine (FAC) residual to 1.0 ppm using a chlorine shock. Follow Manufacturer's Label Directions.
3. Stabilize the pool with cyanuric acid stabilizer. Follow Manufacturer's Label Directions.
4. **To install [chamber] [pac] [pack]:** Take feeder cap off. Remove [chamber] [pac] [pack] [colored caps] [cut offs]. Hold [chamber] [pac] [pack] so the open end faces down. Insert into feeder. The end of the [chamber] [pac] [pack] must align with the key located inside the feeder at the bottom. **DO NOT FORCE.** Replace feeder cap and set the control dial per the size and pump run time of your pool according to the chart in the manual included with the Mineral Reservoir. Monitor chlorine level daily for the first week to determine correct dial setting. Turn the control dial to the next higher setting to increase the FAC and turn it to the next lower setting to decrease the FAC. Check the FAC residual and increase/decrease one setting per day until you achieve at least 0.5 ppm. Pool should not be entered until the chlorine residual is at least 0.5 ppm.
5. Once you have determined the proper setting for your pool, you should not have to re-adjust the setting under normal conditions. Should conditions change (i.e. weather, rain, pool use, bather load, etc.) the control dial can be easily adjusted to increase or decrease the chlorine feed.
6. Superchlorinate if needed. Do not add shock treatment to the skimmer. Turn control dial to [Setting 0 or] [Minimum] before super-chlorinating. Once desired FAC has been obtained, return the control dial to the normal operating setting.
7. Periodically check the [chamber] [pac] [pack] and replace with a new one when empty. Do not attempt to open or refill this [chamber] [pac] [pack]. **DO NOT REUSE.**

{Directions for use for floating pool cartridge to be used with Pool Frog Mineral Reservoir EPA Reg. No. 53735-11}

Product Description:

This cartridge is one part of the Frog Splash System that uses the Pool Frog Mineral Cartridge (EPA Reg. No. 53735-11) with 1.0 ppm of chlorine to destroy bacteria continuously for weeks under normal conditions. The conveniently disposable cartridge lets you control the rate of chlorine delivery to meet changing conditions in your pool by simply adjusting the setting. You never have to touch the chlorinating tablets. When used as directed, pool care is easy and pool water is crystal clear.

It is a violation of Federal law to use this product in a manner inconsistent with its labeling.

Directions For Use:

For use in small above ground pools up to 4000 gallons. Ensure all equipment is working properly according to the pool manufacturer. For best results, balance pH to between 7.2 and 7.8.

Setting Pool Frog Chlorine Cartridge:

While holding the bottom of the cartridge, turn the top until the appropriate setting number is displayed. For pools 1000 gallons or less, begin on setting 1 or 2. For larger pools begin on setting 3. Initially monitor chlorine levels daily until at least 1.0 ppm is maintained. Adjusting to a higher setting will increase chlorine output while a lower setting will decrease it. NOTE: If the setting is too high, bleaching of pool liners may occur in smaller pools.

Using the Frog Splash System:

Push the Pool Frog Chlorine Cartridge into the bottom opening of the floating Frog Splash System. For best results, insert the Pool Frog Mineral Cartridge (EPA Reg. No. 53735-11) into the other opening. Set entire system in the pool water.

{Directions to be used for spa cartridge}

PRODUCT DESCRIPTION:

Use this cartridge in either the In-line Spa System, the Floating Spa System or as a free-floating sanitizer. When the cartridge is used as directed, spa care is easy and spa water is crystal clear.

DIRECTIONS FOR USE:

It is a violation of federal law to use this product in a manner inconsistent with its labeling. Read entire label to use strictly in accordance with precautionary statements and directions.

Ensure all spa equipment is working properly. The pump and filter should be operated for at least 3 hours per day. Clean filter following manufacture's directions. Adjust pH to between 7.2 - 7.8 and total alkalinity to 60-120 ppm. When using other products as outlined in directions for this product, always follow directions on those products. Spa temperature recommended at 102° but not to exceed 104°. Keep the spa free of leaves and debris. Residential spas and hot tubs should be drained and filled with fresh water periodically. See your spa manufacturer's directions.

Using the In-line Spa System: Set the cartridge at #1 by holding the bottom and turning the top until the number 1 appears in the setting window. To install: open cap on In-Line System and turn cartridge holder counter-clockwise to unlock. Pull holder out. Snap cartridge into "lower" section. Make sure to line up indent on cartridge with raised line on holder. After cartridge is snapped in, replace holder by lining up arrow on holder with arrow on system lip, push down and lock in place. Replace cap. Initially monitor chlorine levels daily until a 1.0-1.5 ppm residual is achieved. Remove and adjust cartridge to maintain a chlorine level depending on spa size and use.

Using the Floating Spa System: Set the cartridge at #1 by holding the bottom and turning the top until the number 1 appears in the setting window. To install: push the cartridge into the bottom opening of the Floating Spa System. Set entire system in the spa water. Initially monitor chlorine levels daily until a 1.0 - 1.5 ppm is achieved. Then adjust to maintain a chlorine level depending on spa size and use.

Using as a Free Floating Sanitizer: Set cartridge as described for the Floating Spa System and allow to free float in spa.

FOR ALL USES: Adjusting to a higher setting will increase the chlorine output while a lower setting will decrease it. When empty follow disposal instructions and replace with a new cartridge.

REENTRY into treated spas is prohibited above levels of 3 ppm chlorine.

PRECAUTIONARY STATEMENTS:

HAZARDS TO HUMANS AND DOMESTIC ANIMALS: DANGER: CORROSIVE: Causes irreversible eye damage and skin burns. May be fatal if absorbed through skin. May be fatal if inhaled. Do not breathe dust or spray mists. Irritating to nose and throat. Harmful if swallowed. Do not get in eyes, on skin or on clothing. Wear goggles or face shield, protective clothing and rubber gloves when handling this product. Wash thoroughly with soap and water after handling and before eating, drinking or using tobacco. Remove contaminated clothing and wash before reuse.

PHYSICAL OR CHEMICAL HAZARDS: Corrosive: Strong oxidizing agent. Do not refill empty [chamber] [pac] [pack] [cartridge]. Use only clean dry utensils. Mix only into water. Contamination with moisture, dirt, organic matter or other chemicals (including other [pool] [spa] chemicals) or any other foreign matter may start a chemical reaction with generation of heat, liberation of hazardous gases and possible fire and explosion. Avoid any contact with flaming or burning material such as a lighted cigarette. Do not use this product in any [chlorinating] [dispensing] device, which has been used with any inorganic or unstabilized chlorinating compounds (e.g., calcium hypochlorite). Such use may cause fire or explosion.

(Environmental hazards statement for end-use products of less than 5 gallons (liquid) or less than 50 pounds (solid, dry weight).

ENVIRONMENTAL HAZARD: This pesticide is toxic to fish and aquatic organisms.

STORAGE AND DISPOSAL:

Do not contaminate food or feed with this product.

Product Storage: Store delivery [chamber] [pac] [pack] [cartridge] in original container in a cold, dry, well ventilated area away from heat or open flame. In case of decomposition, isolate container and flood area with large amounts of water to dissolve all material before discarding this [chamber] [pac] [pack] [cartridge].

{Disposal directions for pool cartridge}

CONTAINER DISPOSAL: Non-refillable container. Do not reuse or refill this [container] [chamber] [pac] [pack]. [Offer for recycling if available.] Rinse thoroughly before recycling or discarding in trash.

{Disposal directions for spa cartridge}

CONTAINER DISPOSAL: Non-refillable container. Do not reuse or refill this container. [Offer for recycling if available.] Rinse thoroughly before recycling or discarding in trash.

{Optional notes for labels}

[IMPORTANT:

The warranty will be void if this [chamber] [cartridge] [pac] [pack] is not used with the appropriate feeder. Fire or explosion may result if this [chamber] [cartridge] [pac] [pack] is used with an incorrect chemical feeder.]

[NOTE: Some settling may occur during shipment.]

[NOTE: Buyer assumes all responsibility for safety and use not in accordance with directions.]


[DO NOT REMOVE LABEL]

[IN CASE OF MEDICAL EMERGENCY CALL 1-800-424-9300]

[NPTN Hotline number for public information 1-800-858-7378]

[U.S. Patent Numbers xxxx]

[World Patents Pending]



{All text on this page optional}

The Sani-King P-Max VIII [Cartridge] [Pac] [Chamber] is:

Pre-filled with chlorine

Pre-filled

Pre-filled chlorine replacement [cartridges] [pacs] [chambers].

Easy to Use

Lightweight

Less Odors

Reduced odors and no touching or measuring chlorine

The easier alternative to bulk chlorine

Automatic Pool Care System

The no-hassle way to a clean pool

Now for use with P-Max VIII Cyclers Series [100 or 200] [400 or 600]

Model # [##-##-####]

The Sani-King P-Max VIII Cycler uses pre-filled chlorine replacement [cartridges] [pacs] [chambers].

The Automatic Pool Care System uses pre-filled chlorine replacement [cartridges] [pacs] [chambers].

Saves time – chlorine lasts longer

No hassles – no contact with chlorine – the [cartridge] [pac] [chamber] contains the odor

Automatic Water Treatment Pac/Chamber

Cycler Pac or Replacement Chamber

Replacement Pacs/Chambers

What makes this pool care system better than the rest?

- 1) Convenient: Pre-filled [cartridge] [cyclers pac] [chamber] eliminates exposure to chlorine for greater safety and convenience.
- 2) Precise: The control dial precisely meters out just the right amount of sanitation for each pool.
- 3) Longer Lasting: Trapped air in [cartridge] [pac] [chamber] keeps chlorine dry so it lasts longer with less consumed per season.
- 4) Reliable: Water cycles through only a small amount of chlorine for more uniform and reliable output.

Store in a cool, dry place

See Product Label for Directions for Use and Precautionary Statements

In case of emergency call Chemtrec at (800) 424-9300

{DOT shipping information on carton}

Trichloroisocyanuric Acid, Dry

Class 5.1 (Oxidizer), UN 2468 PG11

Cycler not included

APSP Logo; The Association of Pool & Spa Professionals

{Alternate Brand Name:} New Water

{Tag Line:} Clean Water. Just for the Fun of it.

{All text on this page is optional for use with alternate brand names}

Pool Frog Bac Pac Model 5051

For use in the Pool Frog Cyclor and Pool Frog Mineral Reservoir

Now for use with Pool Frog Series 5100, 5200, 5400, 5600, 6100 [#####] and Prevail Series 5770, 5771, 5790

Pool Frog Bac Pac Model 4551

For use with the Pool Frog Cyclor and Reservoir

New Water Cyclor Pac Model [105C] [407C]

For use in Cyclor Series [100, 120 and 200] [400 and 600]

Model # [01-03-1413] [01-03-4613]

Aqua Smarte Bac Pac Model 5751

For use only with Aqua Smarte System

Aqua Smarte Chamber Model 725AP

For use only in the Aqua Smarte Delivery System

Sparco Automatic Water Treatment System Model 500SP

For use only in the Sparco System

Sparco Bac Pac Model 5551

For use only with the Sparco System

Prevail Pool Pack Model 70.5C

For use only in the Prevail System Model 170 or 5770

Prevail Bac Pac Model 5071

For use only with the Prevail System

Pool Frog Pac [540C] [610C] [#####]

For use in the Pool Frog XL Pro Chlorine Cyclor

Used with the Frog Leap Mineral {Sanitizing} System and Frog Leap Blitz! 90-Day Algae Protection Guarantee! {EPA Reg. No.: 53735-9}

