

# R-D-20®

GREENHOUSE DISINFECTANT FOR ORCHIDS

FOR ORNAMENTAL HORTICULTURE

ALGICIDE FOR FOUNTAINS, WATER DISPLAYS,  
DECORATIVE POOLS/PONDS AND STANDING WATER

OVICIDE, LARVICIDE, PUPACIDE FOR MOSQUITO CONTROL

Stable--Mixes Readily with Water  
Does Not Separate--A Good Wetting Agent  
Leaves no Residual Marks on Foliage.

R-D-20 is a Concentrate and  
Must be Diluted Before Using

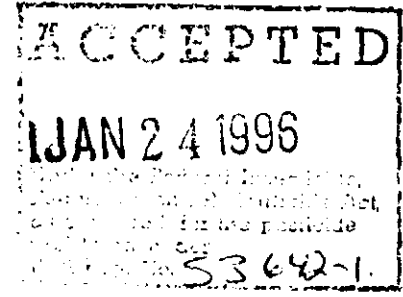
Active Ingredients:

n-Alkyl(60%C <sub>14</sub> , 30%C <sub>16</sub> , 5%C <sub>12</sub> , 5%C <sub>18</sub> ) dimethyl benzyl ammonium chloride .....	10%
n-Alkyl(68%C <sub>12</sub> , 32%C <sub>14</sub> ) dimethyl ethylbenzyl ammonium chloride .....	10%

Inert Ingredients: .....	80%
Total	100%

EPA Reg. No. 53642-1

EPA Est. No. 53642-CA-1



KEEP OUT OF REACH OF CHILDREN

(12 pt)

DANGER

PELIGRO

(18 pt)

Si usted no entiende la etiqueta, busque a alguien para que se la explique a usted en detalle. (If you do not understand the label, find someone to explain it to you in detail.)

See Side Panel for Additional Precautionary Statements

Net 1 gal.

R.D. & ASSOCIATES, INC.  
P.O. BOX 547754  
ORLANDO, FLORIDA 32854

2 9 17.

PRECAUTIONARY STATEMENTS  
HAZARDS TO HUMANS AND DOMESTIC  
ANIMALS

**DANGER**

Corrosive. Harmful or fatal if swallowed.  
Causes severe eye and skin damage. Do  
not get in eyes, on skin or on clothing.  
Avoid contamination of food.

**PERSONAL PROTECTIVE EQUIPMENT**

Applicators and other handlers must wear:  
Long-sleeved shirt and long pants  
Waterproof gloves  
Shoes and socks  
Protective eyewear

Follow manufacturer's instructions for cleaning/maintaining PPE.  
If no such instructions for washables, use detergent and hot water.  
Keep and wash PPE separately from other laundry.

**User Safety Recommendations:**

Users should:

Wash hands before eating, drinking, chewing gum, using tobacco  
or using the toilet.

Remove clothing immediately if pesticide gets inside. Then wash  
thoroughly and put on clean clothing.

Remove PPE immediately after handling this product. Wash the  
outside of gloves before removing. As soon as possible, wash  
thoroughly and change into clean clothing.

**STATEMENT OF PRACTICAL TREATMENT**

**IF SWALLOWED:** Drink egg white, gelatin  
solution or, if these are not available, drink  
large quantities of water. Call a physician.

**IF ON SKIN:** Flush skin with plenty of water  
for at least 15 minutes.

**IF IN EYES:** Flush eye with plenty of water  
for 15 minutes and call a physician.

**NOTE TO PHYSICIAN:** Probable mucosal  
damage may contraindicate the use of  
gastric lavage.

**ACCEPTED**  
**1 JAN 24 1996**  
Under the Federal Insecticide,  
Fungicide, and Rodenticide Act,  
this substance has been found to be a pesticide  
registered under  
EPA Reg. No. 53642-1

**BEST COPY AVAILABLE**

It is a violation of Federal law to use this product in a manner inconsistent with its labeling.

Do not apply this product in a way that will contact workers or other persons, either directly or through drift. Only protected handlers may be in the area during application. For any requirements specific to your State or Tribe, consult the agency responsible for pesticide regulation.

**AGRICULTURAL USE REQUIREMENTS**

Use this product only in accordance with its labeling and with the Worker Protection Standard, 40 CFR part 170. This Standard contains requirements for the protection of agricultural workers on farms, forests, nurseries, and greenhouses; and handlers of agricultural pesticides. It contains requirements for training, decontamination, notification and emergency assistance. It also contains specific instructions and exceptions pertaining to the statements on this label about personal protective equipment (PPE). The requirements in this box only apply to uses of this product that are covered by the Worker Protection Standard.

Do not enter or allow worker entry into treated areas during the restricted entry interval (REI) of 12 hours.

PPE required for early entry to treated areas that is permitted under the Worker Protection Standard and that involves contact with anything that has been treated, such as plants, soil, or water is: Coveralls, waterproof gloves, shoes plus socks, and protective eyewear.

**BEST COPY AVAILABLE**

ACCEPTED  
JAN 24 1996  
EPA Reg. No. S3642-1

**STORAGE AND DISPOSAL**

Do not contaminate water, food or feed by storage or disposal. Open dumping is Prohibited. Do Not Reuse Empty Containers.

**PESTICIDE DISPOSAL:** Wastes resulting from the use of this product may be disposed of on site or at an approved waste disposal facility.

**CONTAINER DISPOSAL:** Triple rinse (or equivalent). Then offer for recycling or reconditioning, or puncture and dispose of in a sanitary landfill, or incineration, or, if allowed by State and local authorities, by burning. If burned stay out of smoke.

4 of 17

**RD 20 IS AN OVICIDE,  
LARVICIDE, PUPACIDE FOR  
CONTROL OF Aedes Aegypti  
(Yellow Fever), Anopheles  
quadrimaculatus (Malaria),  
AND Culex nigripalpus  
(Heart Worm and Hepatitis)  
MOSQUITOS.**

*sewage treatment systems,  
Spas, hot tubs  
swimming pools*

**RD 20 IS AN OVICIDE, LARVICIDE, PUPACIDE FOR MOSQUITO CONTROL**

For mosquito control in fountains, water displays, decorative pools, decorative ponds, and standing water (in such places as old tires, empty tin cans, garbage puddles ~~water drains~~ around buildings)

Spray from fountains treated with RD 20 will not harm pool-side plantings.

NOT USE when fish are present.

RD 20 controls mosquitos where they breed (See above for sites).  
RD 20 when used as directed is effective in controlling Aedes aegypti (Yellow Fever carrier), and Culex nigripalpus (carrier of various diseases of man and beast) mosquitos. This product will also reduce larval populations of Malaria carriers (Anopheles quadrimaculatus).

**APPLICATION RATES FOR MOSQUITO CONTROL:**

**INITIAL DOSAGE:**

RD 20 Concentrate	per	Unit water for 200 ppm*	
Metric	U.S.	Metric	U.S.
3.80 cc	.13 oz.	3.7853 liters	1 gallons
38.00 cc	1.28 oz.	37.8530 liters	10 gallons
380.00 cc	12.80 oz.	378.5300 liters	100 gallons
3.785.00 cc	1.00 Gal.	3.753 K	1,000 gallons

\* ppm = parts per million

Treat water by 'dribbling' RD 20 solution (1 part RD 20 added to 3, parts water\*) around the edges of the site to be treated (decorative ponds)

Where a spray rig is available - it may be used to apply the use solution - instead of the hand 'dribbling' method.

**WEEKLY MAINTENANCE:**

RD 20 Concentrate	per	Unit water for 100 ppm*	
Metric	U.S.	Metric	U.S.
1.90 cc	.065 oz.	3.7853 liters	1 gallon
19.00 cc	.64 oz.	37.8530 liters	10 gallons
190.00 cc	6.4 oz.	378.5300 liters	100 gallons
1,892.50 cc	64 oz.	3.7853 K	1,000 gallons

\* ppm = parts per million

Each week repeat maintenance dosage. Or add RD 20 using a test kit to maintain the proper concentration

**ACCEPTED**  
**JAN 24 1996**  
...  
...  
...  
... 53642-1

**BEST COPY AVAILABLE**

5 7 17  
ALGICIDE FOR FOUNTAINS, WATER DISPLAYS,  
DECORATIVE POOLS/PONDS AND STANDING WATER

(In such places as puddles, golf courses, recreational parks, amusement parks, universities and cemeteries.)

For Use Against Algal and Their Odors

*This product* is effective against ALGAE. It is a clear liquid that mixes readily in water and will not separate. With a little experience, you will quickly recognize algae contamination as it starts. Algae should be killed immediately! REMEMBER-algae can double or quadruple in growth every day.

TREATMENT

1. Remove floating type algae by raking; dragging with cable or chain; skimming - or any other suitable method. It is more economical to remove floating type algae (if possible) before the water is treated.
2. Treat water by "dribbling" 2020 solution (1 part 2020 added to 4 parts water) around the edges where algae first grows.

The use solution need be applied only where visible algae growth is evident.

This use solution is often "dribbled" liberally along the windward side to float across the water - also along the leeward side where contamination gathers.

Where a spray rig is available - it may be used to apply the use solution - instead of the hand "dribbling" method.

Algae is generally dead when it does not feel slick to the touch, and the color has changed. However, algae does not always change color when killed.

NOTE: Algae does not usually grow in water that is 5 feet or more in depth. However, floating type algae may grow on pond weeds that grow on the surface of the water.

ALGAE and ODORS in TURF

Spray with a solution of 1/3 quarts 2020 in 100 gallons of water. (for smaller quantities, use: 1/2 oz 2020 to 2 gallons water). Spray at the rate of approximately 4 gallons solution per 1,000 square feet.

Note: Do not use ~~on~~ fish. *It* may cause fish to suffocate and die.

APPLICATIONS

INITIAL DOSAGE:

- 1/4 tsp per 52 gallons of water (5 ppm).
- 1/2 ounce per 312 gallons of water (5 ppm).
- 1 pint of per 5,000 gallons of water (5 ppm).
- 1 quart of per 10,000 gallons of water (5 ppm).

WEEKLY MAINTENANCE:

You will observe that 2020 created a few extra bubbles. Each week add not more than one-half (1/2) the initial dosage. Or, add slowly until the permissible bubble level is obtained. Apply by hand or automatic proportioner.

NOTE: When pool is to remain empty for several weeks or longer, spray all exposed surfaces with solution (1/2 oz. per 2 gallons of water). This will prevent growth of algae.

\*ppm-Parts per Million Active Ingredients

INITIAL TREATMENT: Fountain operating, put a few drop at a time in water, until slight patches of foam appear. Overdose reduces lighting efficiency.

EACH WEEK: Add drops until slight foam reappears.

EACH MONTH: Drain and clean bowl. Refill with fresh water, and repeat initial treatment. Draining removes airborne dirt, dust, contamination, and alkali build-up.

ACCEPTED  
JAN 24 1996

Under the Federal Insecticide, Fungicide, and Rodenticide Act, this product has been found to meet the requirements for registration. EPA Reg. No. 53642-1

BEST COPY AVAILABLE

For Orchids

6 7 17

Use Against Fungal, Bacterial, Algal and Viral ~~Plant Pathogens~~ and Their Odors

Seedlings: From flask, soak seedlings 2-5 minutes before potting to remove agar. Helps prevent damping-off which may be caused by Pythium debaryanum, Fusarium sp. or Rhizopus negricans. To help control these organisms spray seedling once per month as preventative maintenance. Spray anytime disease is evident.

Use 1½ tsp.  $\text{RD}$  -20 per gallon of water

Adult Plants: Spray anytime other than rot (see below) is evident with a solution of 2 tsp.  $\text{RD}$  -20 per gallon of water. Spray once per month as preventative maintenance. Drench compost when fungus is evident.

Dividing Plants: Remove compost, then soak plant for 2-5 minutes in 1 Tbsp.  $\text{RD}$  -20 solution per gallon water. Operate with wet hands and cutting tools (see above). After division and root trim soak divisions in 1 Tbsp.  $\text{RD}$  -20 solution per 1 gallon water for 2-5 minutes. Pot in compost drenched with  $\text{RD}$  -20 solution.

Botrytis Petal Blight: During cool weather spray plants, flowers and under benches at first sign of spotting on flowers. Normally weekly spray will greatly reduce or eliminate the botrytis spotting. Use 1 tsp.  $\text{RD}$  -20 per 3 gallons of water.

Cut Flowers: Containers, tubes and decorative vases. Recommend flower spikes be hardened in 1 tsp.  $\text{RD}$  -20 per gallon of water solution during harvesting, storage and shipping to help control transfer of such diseases as Botrytis Petal Blight, Erwinia and Phalaenopsis.

Rots (Such as Erwinia et al.): Remove compost from plant, then soak entire plant 10 minutes or more in 1 tbsp.  $\text{RD}$  -20 per gallon of water. Cut away all rot with treated tool. Soak plant wounds again for 10 minutes in  $\text{RD}$  -20 solution. Repot in  $\text{RD}$ -20 drenched compost.

Crown Rot (Phalsenopsis): Spray plants weekly to assure solution getting around and in base of leaves with 2 tsp.  $\text{RD}$ -20 per gallon of water.

ACCEPTED

JAN 24 1996

This material is for use in the  
Fungicide, and Bactericide, and  
is intended for the pesticide  
registered under  
EPA Reg. No. 53642-1

7 4 17

FOR ORNAMENTAL HORTICULTURE

RD -20 is a general disinfectant for use on floral ornaments. It will help to control fungal, bacterial and viral <sup>plant</sup> pathogens, bacterial and fungal leaf rots, slime forming fungi, odor-causing bacteria and algae.

RD -20 has been designed specifically for greenhouse and home use where cross contamination may occur between plants. Pre-clean all surfaces prior to application of disinfectant solution. All inanimate surfaces must be thoroughly wetted and remain wet for 10 minutes for disinfection. Fresh solution should be prepared daily and when use solution becomes visibly dirty.

Work Area and Benches:

Spray or swab working surfaces before each work period. Again after each plant is completed, to help control transfer of such diseases as root rot, crown rot, botrytis, downy mildew, etc. USE: 1 Tbsp RD -20 concentrate to 1 gallon water.

Pots, Flats and Flower Buckets

Used pots and flats should be brushed or washed, then soak in RD -20 solution for 10 minutes before using to help control transfer of such diseases as root and crown rots, anthracnose, mildew, rusts and blight. USE: 1 Tbsp. RD -20 per gallon water.

Disinfecting Cutting Tools

Soak cutting edge of tool for 10 minutes in RD -20 solution before use to help control transfer of such diseases as stem and root rots, Tobacco Mosaic Virus (TMV) and botrytis. Use wet tool on plants. At end of work, dry and oil tools. USE: 3 tsp. RD -20 concentrate per quart of water.

ALGAE - Greenhouse Glass

Spray or swab surfaces with RD -20. Allow to air dry. Wash off dead algae with water. Spray clean surfaces again with RD -20 solution. USE: 1 tsp. RD -20 concentrate per gallon water.

ACCEPTED  
JAN 24 1996  
53642-1

BEST COPY AVAILABLE

8 7 17

### ALGAE - Walkways

For heavy infestation, spray or swab. Let stand for an hour or more. Brush and wash away dead algae. Soak area again with 20-20 solution. Do not rinse. This product will inhibit the growth of algae on walkways. Allow to dry on surface and repeat application when algae growth returns. USE: 1 Tbsp. 20-20 concentrate to 1 gallon water.

### ALGAE Control for 'Bird Baths' DO NOT USE WITH FISH

Clean to remove algae growth prior to filling bird bath by spraying all exposed surfaces with 20-20 solution. Allow to air dry, brush off dead algae. USE: 1 oz. 20-20 concentrate to 2 gallons of water for cleaning.

### MILDEWSTAT - Table Tops, Floors

To control mold and mildew on pre-cleaned hard, non-porous surfaces, (such as floors, walls, tabletops). Apply solution with a cloth, mop, or sponge making sure to wet all surfaces completely. Let air dry. Prepare a fresh solution for each use. Repeat application at weekly intervals or when mildew growth reappears. USE: 1 1/2 ounces of 20-20 concentrate to 1 gallon of water.

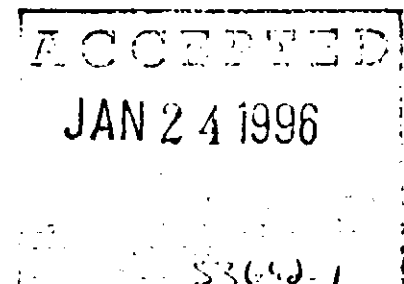
### Overhead Watering Systems

During last 2-3 minutes of watering use 20-20 solution as a control program. Due to variations of growing conditions, use 20-20 solution every second to fourth watering. Will control algae in nozzles. USE: 1 oz. 20-20 concentrate to 20 gallons water.

### Evaporative Coolers - ALGAE, FUNGUS, ODORS

Controls algae, slime forming fungi on cooler pads and certain fungal plant pathogens that may carry over in the cooler, as well as bacterial odors. USE: 1 tsp. 20-20 per 15 gal. water every other week.

**BEST COPY AVAILABLE**





Seedlings - DAMPING OFF

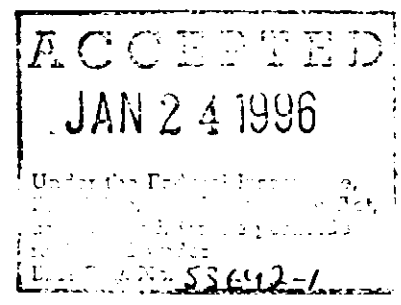
To reduce damping off problems: Treat seeds and cuttings before planting with RD-20 solution. Use an inert material for planting seeds and cuttings, such as, sphagnum moss, vermiculite, perlite, pumice, sterilized commercial mix rather than garden soil. If garden soil must be used, drench with RD-20 solution.

After planting, water with RD-20 solution (unless you are using garden soil and have already drenched potting soil with RD-20 solution) and again after seedlings emerge. Spray, mist, or fog weekly as needed.

An RD-20 solution is effective in stopping the spread or damping off when sprayed on seedlings. USE: 1 oz. RD-20 concentrate to 4 gallons of water, or 1 tsp. RD-20 concentrate per gallon water.

Seedlings - DOWNY MILDEW

Most common on seedlings. The fungus sporulates on the lower surface of leaves as a white, sparse downy growth. The disease can cause the death of aerial plant parts. Spray with RD-20 solution at 5 day intervals until under control. USE: 1 ounce of RD-20 concentrate to 4 gallons of water



Plant Cuttings

Begonia, Fuchsia, Geranium, Chrysanthemum, for controlling powdery mildew, crown gall, gray mold leaf spots. Soak cuttings 2-5 minutes in RD-20 solution. USE: 1 tsp. RD-20 concentrate per gallon water.

Plant in compost drenched in RD-20 solution. USE: 1 tsp RD-20 concentrate per gallon water.

Narcissus, Gladioli, Iris, Easter Lilies, Tulips, Daffodil, Hyacinth - BULBS

Prestorage and Preplanting Treatments:

Treat the corms immediately after they are 'cleaned' and treat again immediately before planting, by soaking them 10 minutes in a RD-20 solution to control fusarium basal rot. Air dry. USE: 1 tsp. RD-20 concentrate to 1 gallon water

Iris - LEAF SPOTS

Circular spots, yellowish, then light brown with red border. Spray weekly while leaves are growing.

Iris - BOTRYTIS CROWN ROT OF IRIS; GRAY MOLD ROT, ON RHIZOMATOUS IRIS

Treat all new rhizomes before planting with RD-20 solution. Submerge rhizomes and 3 to 4 inches of leaves for 30 minutes, plant at once (while still wet with RD-20 solution) USE: 1 oz. of RD-20 concentrate to 4 gallons of water.

Roses - MILDEW (POWDERY MILDEW), RUSTS, BLACK SPOT, STEM GALL

Spray with RD-20 solution when symptoms appear. Spray upper and lower surface of leaves and branches with RD-20 solution until thoroughly wet. Spray with RD-20 solution several times, 7 to 10 days apart. USE: 1 tsp. of RD-20 concentrate per gallon of water.

Roses - BROWN CANKER

Use regular spraying. Application should begin in the early Spring as soon as new growth starts and should be made often enough to provide protection throughout the rainy periods and to keep the new growth covered. On the average, an application once a week will be needed from early Spring until plants are dormant. USE: 1 tsp. of RD-20 concentrate to 1 gallon of water.

ACCEPTED  
JAN 24 1996  
S3642-1

Calendulas, China Asters,  
Lilac, Grape Myrtle, Live Oak,  
Chrysanthemums, Snapdragons, Dahlias, etc. - POWDERY MILDEW

Spray with RD-20 solution when symptoms appear. Spray upper and lower surface of leaves and branches with RD-20 solution until thoroughly wet. Spray when buds burst in Spring and repeat in 2 weeks later. Spray with RD-20 solution every two weeks during mildew season. Also spray Live Oaks at bud break and again in April. USE: 1 ounce RD-20 concentrate to 4 gallons of water.

Cactus - ROOT ROTS, BACTERIAL LEAF SPOT, TOP ROT

Rotting of underground parts by fungi and bacterial leaf spot or rot of the tops. Sterilize seeds and disease free cuttings by dipping in RD-20 solution for 5 minutes before planting. Spray at 10-14 day intervals. USE: 1 oz. of RD-20 concentrate to 4 gallons of water

Cactus - SLIMY COLLAR ROT

Just before planting, dip entire plant in RD-20 solution. USE: 1 tsp. RD-20 concentrate to 1 gallon water.

Saintpaulias (African Violets) - GRAY MOLD ROT (botrytis)  
BUD ROT, MILDEW, ROOT ROTS and CROWN ROTS.

Dip plant and pot in RD-20 solution. Spraying is okay, but complete coverage of all surfaces is important. Spray every 10 days until controlled. USE: 1 Tbsp. of RD-20 concentrate per 4 gallons of water

ACCEPTED  
JAN 24 1996  
Under the Federal  
Fungicide, Insecticide,  
and Rodenticide Act  
Registration No. 53642-1

Aucuba, Dahlia, Pieris, Geranium, Fuchsia,  
Peony and Gladiolus - BOTRYTIS, GRAY  
MOLD, DOWNY MILDEW

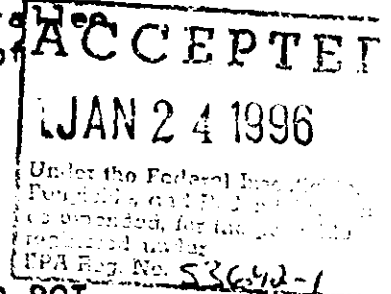
Primarily affects new growth with symptoms of soft decay of flowers, leaves, or stems, followed by a covering of downy gray mold. Control of disease consists of quick removal of dead plant parts and application of RD-20 at the first signs of the disease. For Rust, apply at 7 to 14 day intervals during wet periods starting in early Summer. For Botrytis, spray buds and blooms lightly 2 to 3 times a week using a fine mist. Before shipping, dip spikes in RD-20 solution. USE: 1 Tbsp. of RD-20 concentrate to 1 gallon of water

12 4 17

Ferns, Begonias and Gesneria (Corytholoma, Isoloma, Al-  
toplectus, episcia, trichospoum)

- LEAF SPOTS, GRAY MOLD BUD ROT, and SHOOT ROT.

All phases of culture. Remove all plant refuse, or dead leaves, garden clean-up is important in control. Spray  $RD-20$  solution before buds open. Then spray when blossoms show pink and again when  $3/4$  of blossom petals have fallen. Spray again two weeks after pedal fall. USE: 1 tsp. of  $RD-20$  per gallon of water.



Fuchsia, Gardenia, Geranium Heliotrope - GRAY MOLD BUD ROT and STEM ROT

At the first sign of disease, pick off and burn infected leaves and blossoms spray, mist or fog weekly as needed. USE: 1 Tsp. of  $RD-20$  concentrate to 1 gallon of water.

Kalanchoe, Crassula and Sedum - ROOT and CROWN ROT, CROWN GALL.

Destroy infected plants, or plant parts and drench the remainder with  $RD-20$  solution. Spray plants weekly to assure solution getting around and in base of leaves. USE: 1 Tsp. of  $RD-20$  concentrate to 1 gallon of water.

Rubber Plant - ANTHRACNOSE on leaves and stems, CROWN GALL on stems.

At the first sign of disease, pick off and burn infected leaves, spray, mist or fog weekly with  $RD-20$  solution as needed. USE: 1 Tsp. of  $RD-20$  concentrate to 1 gallon of water.

Hawthorn, Hollyhock, Snapdragons - RUSTS

Spraying for protection should begin with the development of new leaves following winter cleanup, or dormancy. Spraying should begin before the onset of the raining season. Be sure the under sides of infected leaves are covered by  $RD-20$  spray solution.

For Hollyhocks, apply at weekly intervals. Start as soon as growth begins. Repeat applications in late Summer.

For Snapdragons collect and burn the tops in the Fall. Indoors avoid sprinkling the foliage when watering. Apply  $RD-20$  solution at 7-10 day intervals. Start when plants are set in the garden.

USE: 1 Tsp. of  $RD-20$  concentrate per gallon of water.

BEST COPY AVAILABLE

13 9 17

Flowering Dogwood (cornus florida) - LEAF SPOTS LEAF BLIGHTS, ANTHRACNOSE

Small circular, dirty yellow spots with reddish purple margins on flowers, leaves and young shoots. Spray 4 times: When flower buds begin to open, as soon as flower bracts have fallen, 4 weeks later, and in late Summer after flower buds are well formed. If possible, spray just before rainy periods. USE: 1 oz. of RD-20 concentrate to 4 gallons of water.

ACCEPTED  
JAN 24 1996

Under the Federal Insecticide, Fungicide, and Plant Growth Regulator Act, as amended, for the pesticide registered under EPA Reg. No. 53642-1

Hawthorn (crataegus) - LEAF BLIGHTS

After a very wet Spring, small reddish brown spots appear on upper surface of leaves. When spots are numerous, leaves drop. Make 3 spray applications: First as soon as leaves emerge from buds; then when leaves are half grown; and again when fully grown. USE: 1 oz. of RD-20 concentrate to 4 gallons of water.

Snapdragons - PHYLLOSTICTA BLIGHT, ANTHRACNOSE, POWDERY MILDEW, DOWNY MILDEW, STEM ROT RUSTS and WILTS.

Spray with RD-20 solution when symptoms appear. Spray upper and lower sides of leaves until thoroughly wet, every 7 to 10 days. Collect and burn the tops in Fall. USE: 1 tsp RD-20 concentrate per gallon water.

Carnations - LEAF SPOT, CARNATION RUST, GRAY MOLD ROT, STEM ROT, CANKER ROT, CROWN ROT and ROOT ROTS

For RUST, dip cuttings in RD-20 solution before planting. For GRAY MOLD, apply RD-20 solution one to two times just before bud bloom. Apply a light mist spray as the flowers are opening. Carefully collect and burn infected buds, blossoms and stems. USE: 1 tsp. of RD-20 concentrate per gallon of water

House Plants

To control algae and cross contamination in Terrariums, bubbles, etc. Wipe inside of glass with paper towel dampened with RD-20 solution. Lightly mist plants with RD-20 solution. USE: 1/4 tsp. (scant) per quart of water.

Cut Flowers - BACTERIAL STEM PLUGGING

Containers - Tubes - and Decorative Vases

To eliminate stem plugging, which restricts uptake of water and controls bacteria and fungi which create ethylene gas, a causes of petal drop. Flower spikes should be hardened in RD-20 solution during harvesting, storage and shipping. Treatment with RD-20 solution will also help control transfer of diseases, such as Botrytis Petal Blight and Erwinia. USE: 1 tsp. to 1 gallon water.

\* TREATMENT OF LAWNS, GOLF COURSES AND COMMERCIAL TURF: To control fungal diseases in turf grasses, including lawns of GRASS or DICHONDRA, including dollar spot (Sclerotinia), fusarium blight (Fusarium), leaf spot (Helminthosporium), brown patch (Rhizoctonia), fading-out (Curvularia), pythium blight, rust, toad stools, fairy rings and algal build-up spray a solution of one tablespoon (1/2 oz) per gallon of water. Treat at the rate of one gallon of solution to 40 square feet (4 ft. x 10 ft.) of lawn. Treat entire lawn to prevent spread of infection or at least one foot beyond the edges of isolated diseased areas. Saturate the entire treatment area, wetting all plant and soil surfaces. Repeat spray applications every 10 to 14 days, as needed to control new or established disease conditions. Treatment is required during the warm growing season and may be made when the lawn is dry or damp, but not during wet rainy weather.

For golf courses, greens, tees and fairways, and commercial turf applications, follow the use directions above. If commercial power sprays are used, reduce spray concentration to one teaspoon per gallon of water (or one pint to 50 to 100 gallons of spray mixture to treat 10,000 square feet or 1/4 acre) (1.6 oz. per 1,000 square feet or 1/2 gallon per acre).

Do not graze treated areas or feed clippings to livestock.

DO NOT APPLY THIS PRODUCT THROUGH ANY TYPE OF IRRIGATION SYSTEM!

**DO NOT MIX WITH IRON BASE MICRONUTRIENTS, DYE INDICATORS OR OTHER ANIONIC MATERIALS.**

One Ounce = Two Tablespoons = Six Teaspoons

ACCEPTED  
JAN 24 1996  
S3642-1

Trees (Sycamore, Ash, etc.) - ANTHRACNOSE

Spray upper and under side of leaves and twigs until thoroughly wet. A large tree requires 50-60 gallons of spray per treatment for adequate coverage. Treat tree with three applications: As buds start to swell in Spring; As leaves start to expand; and, As leaves are about 3/4 grown. USE: 1 oz. RD-20 to 4 gallons water.

Palms - HEART ROT and PENICILLIUM LEAF BASE ROT

At the first sign of rot, completely fill a cup, or "Heart", formed by palm branches at top center of plant. Repeat every 7 days until controlled. USE: 1 oz. RD-20 concentrate to 1 gallon's water.

15 7 17

SIDE PANEL

POULTRY HOUSE DISINFECTANT

1. Remove all poultry and feeds from premises, trucks, coops and crates.
2. Remove all litter and droppings from floors, walls and surfaces of facilities occupied or traversed by poultry.
3. Empty all troughs, racks, and other feeding and watering appliances.
4. Thoroughly clean all surfaces with soap or detergent and rinse with water.
5. Saturate surfaces with the recommended disinfecting solution (1 3/4 ounce per 5 gallons of water) for a period of 10 minutes.
6. Ventilate buildings, coops and other closed spaces. Do not house poultry or employ equipment until treatment has absorbed, set or dried.
7. Thoroughly scrub treated feed racks, troughs, automatic feeders, fountains and waterers with soap or detergent and rinse with potable water before reuse.

FARM PREMISE DISINFECTANT

1. Remove all animals and feed from premises, vehicles and enclosures.
2. Remove all litter and manure from floors, walls and surfaces of barns, stables, stalls, pens,, chutes, kennels and other facilities and fixtures occupied or traversed by animals.
3. Empty all troughs, racks, and other feeding and watering appliances.
4. Thoroughly clean all surfaces with soap or detergent and rinse with water.
5. Saturate surfaces with the recommended disinfecting solution (1 3/4 ounce per 5 gallons of water) for a period of 10 minutes.
6. Immerse all halters, ropes, and other types of equipment used in handling and restraining animals, as well as forks, shovels, and scrapers used for removing litter and manure.
7. Ventilate buildings and other closed spaces. Do not house livestock or employ equipment until treatment has absorbed, set or dried.
8. Thoroughly scrub treated feed racks, troughs, mangers, automatic feeders, fountains and waterers with soap or detergent and rinse with potable water before reuse.

ACCEPTED  
 JAN 24 1996  
 Under the Federal Insecticide, Fungicide, and Rodenticide Act  
 EPA Reg. No. 53642-1

ACCEPTED  
JAN 24 1996  
Under the Federal Insecticide, Fungicide, and Rodenticide Act as amended, for the pesticide registered under  
EPA Reg. No. 53642-1

## SIDE PANEL

### SANITIZER: COMMERCIAL FOOD GRADE EGGS ONLY

To sanitize PREVIOUSLY CLEANED WHOLE FOOD GRADE EGG SHELLS (dirty, cracked or punctured eggs cannot be sanitized) in shell egg and egg processing plants intended for food or food products, spray with a solution of 1/2 ounce of product in 4 gallons of water (providing 200 ppm of active ingredient). The solution should be equal to or warmer than the eggs, but not to exceed 130 F. Wet eggs thoroughly and allow to drain. Eggs that have been sanitized with this product shall be subjected to a thorough potable water rinse only if they are to be immediately broken for use in the manufacture of egg products. Eggs should be reasonably dry before casing or breaking. The solution should not be reused for sanitizing eggs.

### SANITIZER: FOOD CONTACT SURFACES ONLY

For use in restaurants, dairies, and food processing plants. Remove all gross food particles and soil from areas which are to be sanitized with a routine pre-flush, pre-soak or pre-scrape treatment. Thoroughly pre-cleaned all surfaces with a detergent. Then rinse with a potable water prior to applying the sanitizing solution.

To sanitize pre-cleaned inanimate nonporous food contact surfaces, prepare a 200 ppm active solution by adding 1/2 ounce of this product to 4 gallons of water.

To sanitize immobile items such as counter tops, flood the area for at least 60 seconds, making sure to wet all surfaces completely. Remove, drain the use solution from the surface, and let air dry. Prepare a fresh solution daily or more frequently as soil is apparent.

To sanitize mobile items such as drinking glasses, eating utensils, immerse the item for at least 60 seconds, making sure to immerse completely. Remove, drain the use solution from the surface, and let air dry. Prepare a fresh solution daily or more frequently as soil is apparent.

### GENERAL PURPOSE DISINFECTANT

For use in food processing plants, dairies, restaurants, animal quarters, poultry and turkey farms, kennels and other nonmedical institutions to disinfect pre-cleaned inanimate hard nonporous surfaces such as floors and walls. Remove all gross filth or heavy soil and thoroughly clean the surfaces prior to application of the disinfectant solution. Prepare a disinfecting solution of 1 3/4 ounce per 5 gallons of water and apply with a mop, cloth or mechanical sprayer so as to wet all surfaces thoroughly. Allow to remain wet for 10 minutes, then remove excess liquid. Prepare a fresh solution daily or when solution becomes diluted or soiled.



17 7 17

*Note:* This product has been tested on a wide variety of plants and in our opinion has demonstrated excellent plant safety. However, not all varieties or strains of the plants listed have been tested. Unintentional consequences such as crop injury or ineffectiveness may result because of certain environmental or growing conditions, manner of use or application, and insect resistance. Therefore, before treating a large number of plants, spray a few plants and observe for plant damage and for performance prior to full scale application. All risks shall be assumed by the user.

**LIMITATION OF LIABILITY:** Manufacturer warrants that this product conform to the chemical description on the label. Buyer assumes all risks of use in handling which are at variance in any way with the directions on the label. **MANUFACTURER MAKES NO OTHER EXPRESS OR IMPLIED WARRANTY OF FITNESS OR MERCHANTABILITY OR ANY OTHER EXPRESS OR IMPLIED WARRANTY. IN NO CASE SHALL MANUFACTURER BE LIABLE FOR CONSEQUENTIAL, SPECIAL OR INDIRECT DAMAGES RESULTING FROM THE USE OR HANDLING OF THIS PRODUCT. DAMAGES CAUSED BY THIS PRODUCT ARE LIMITED TO REPLACEMENT OF THE PRODUCT OR RETURN OF THE PURCHASE PRICE.**

**ACCEPTED**  
**JAN 24 1996**  
Under the Federal Insecticide, Fungicide, and Rodenticide Act, as amended, the manufacturer, dealer, or distributor of a pesticide is liable for the sale of a pesticide which is adulterated or misbranded.  
EPA REG. NO. 53642-1