

52287-12

4/22/2013

1/9



UNITED STATES ENVIRONMENTAL PROTECTION AGENCY
WASHINGTON, D.C. 20460

OFFICE OF
CHEMICAL SAFETY AND
POLLUTION PREVENTION

James E. Moon
Harrell's LLC
P.O. Box 8807
Lakeland, FL 33802

APR 22 2013

Subject: Label amendment in response to Agency letter dated August 23, 2012 requiring revisions for compliance with the Benfluralin RED and enforceability
Product Name: FERTILIZER W/STARTEEM #3
EPA Reg. No: 52287-12
Decision Number: 470615

Dear Mr. Moon:

The labeling referred to above, submitted in connection with registration under the Federal Insecticide, Fungicide, and Rodenticide Act (FIFRA), is acceptable, as amended.

One copy of label for this product, stamped "Accepted," is enclosed for your records. Products released for shipment after 18 months from the date on this notice or the next printing of the label, whichever occurs first, must bear the new revised label. Amended labeling will supersede all previously accepted ones.

Per 40 CFR 156.10(6), submit one copy of your final printed labeling before you release this product for shipment. If you have questions or concerns regarding this letter, please contact Beth Benbow at (703) 347-8072 or email at benbow.bethany@epa.gov.

Sincerely,

A handwritten signature in black ink, appearing to read "Kathryn V. Montague".

Kathryn V. Montague
Product Manager 23
Herbicide Branch
Registration Division (7505P)

FERTILIZER W/STARTEEM® # 3

A PRE-EMERGENCE HERBICIDE FOR USE ON GOLF COURSES, PARKS, ATHLETIC FIELDS, FEDERAL, MUNICIPAL, CORPORATE LAWNS

50 lb. Bag Treats up to 10,870 Sq. Ft

INTENDED FOR SALE TO AND USE BY PROFESSIONAL APPLICATORS.

STARTEEM® is a pre-emergent weed control product plus a quality fertilizer for use on varieties of Perennial Bluegrass. Bentgrass. Bermudagrass, Buffalograss, Perennial Ryegrass. St. Augustinegrass. Seashore Paspalum, Tall Fescue and Zoysiagrass

Also for use around Ornamental Shrubs. Vines. Trees. & Ground Covers


ACTIVE INGREDIENTS

Oxadiazon [Case No. 19666-30-9]	1.00%
Benfluralin [Case No. 1861-40-1]	0.25%
Trifluralin [Case No. 1582-09-8]	0.25%
OTHER INGREDIENTS	98.50%
	Total 100.00%

EPA Reg. No. 52287-12

EPA Est. No. 52287-AL-1

GUARANTEED FERTILIZER ANALYSIS	
Total Nitrogen (N)	XX%
Ammoniacal Nitrogen	XX%
Urea Nitrogen	XX%
Available Phosphoric Acid (P ₂ O ₅)	XX%
Soluble Potash (K ₂ O)	XX%
Derived from Ammonium Phosphate, Urea and Muriate of Potash	



KEEP OUT OF REACH OF CHILDREN

CAUTION

Si usted no entiende la etiqueta, busque a alguien para que se la explique a usted en detalle. (If you do not understand the label find someone to explain it to you in detail)

FIRST AID
IF IN EYES: Hold eye open and rinse slowly and gently with water for 15-20 minutes. Remove contact lenses, if present, after the first 5 minutes, then continue rinsing eye. Call a poison control center or doctor for treatment advice.
IF ON SKIN OR CLOTHING: Take off contaminated clothing. Rinse skin immediately with plenty of water for 15-20 minutes. Call a poison control center or doctor for treatment advice.
IF INHALED: Remove person to fresh air. If person is not breathing, call 911 or an ambulance, then give artificial respiration, preferably by mouth-to-mouth, if possible. Call a poison control center or doctor for further treatment advice.
IF SWALLOWED: Call poison control center or doctor immediately for treatment advice. Have person sip a glass of water if able to swallow. Do not induce vomiting unless told to do so by the poison control center or doctor. Do not give anything by mouth to an unconscious person.
Have the product container or label with you when calling a poison control center or doctor, or going for treatment. For emergency information concerning this product. Call the National Pesticides Information Center (NPIC) at 1-800-858-7378 seven days a week. 6:30am to 4:30pm Pacific Time (NPIC Web Site: npic.orst.edu).

SEE SIDE PANEL FOR ADDITIONAL PRECAUTIONARY STATEMENTS

PRECAUTIONARY STATEMENTS

HAZARDS TO HUMANS AND DOMESTIC ANIMALS

CAUTION: Causes moderate eye irritation. Avoid contact with eyes or clothing.

FERTILIZER W/STARTEEM® # 3

A PRE-EMERGENCE HERBICIDE FOR USE ON GOLF COURSES, PARKS, ATHLETIC FIELDS, FEDERAL, MUNICIPAL, CORPORATE LAWNS

PERSONAL PROTECTIVE EQUIPMENT (PPE)

Loaders, applicators, and other handlers must wear: long-sleeved shirt and long pants, shoes and socks, and chemical resistant gloves made of waterproof materials. Follow manufacturer's instructions for cleaning and maintaining PPE. If no such instructions for washables exist, use detergent and hot water. Keep and wash PPE separately from other laundry.

USER SAFETY RECOMMENDATIONS

Users should wash hands before eating, drinking, chewing gum, using tobacco or using the toilet. Users should remove clothing/PPE immediately if pesticide gets inside. Then wash thoroughly and put on clean clothing. Users should remove PPE immediately after handling this product. Wash the outside of gloves before removing. As soon as possible, wash thoroughly and change into clean clothing.

ENVIRONMENTAL HAZARDS

This pesticide is extremely toxic to freshwater marine, and estuarine fish and aquatic invertebrates including shrimp and oysters. Do not apply directly to water, or to areas where surface water is present or to intertidal areas below the mean high water mark. Drift and runoff may be hazardous to aquatic organisms in water adjacent to treated areas. Do not apply when weather conditions favor drift from areas treated. Do not apply where runoff is likely to occur. Do not contaminate water by cleaning equipment or disposal of equipment wash waters or rinsate.

DIRECTIONS FOR USE

It is a violation of Federal law to use this product in a manner inconsistent with its labeling. For any requirements specific to your State or Tribe, consult the agency responsible for pesticide regulation. Do not apply through any type of irrigation system. Do not store or use in or around the home or home garden. Apply only as specified on this label.

AGRICULTURAL USE REQUIREMENTS

Use this product only in accordance with its labeling and with the Worker Protection Standard, 40 CFR part 170. This Standard contains requirements for the protection of agricultural workers on farms, forests, and nurseries, and handlers of agricultural pesticides. It contains requirements for training, decontamination, notification and emergency assistance. It also contains specific instructions and exceptions pertaining to the statements on this label about personal protective equipment (PPE), notification to workers, and restricted-entry intervals. The requirements in this box only apply to uses of this product that are covered by the Worker Protection Standard.

Do not enter or allow worker entry into treated areas during the restricted-entry interval (REI) of 12 hours. For early entry to treated areas that is permitted under the Worker Protection Standard and that involves contact with anything that has been treated, such as plants, soil, or water, wear: coveralls over long-sleeved shirt and long pants, socks, shoes, and chemical resistant gloves made of any waterproof material.

NON-AGRICULTURAL USE REQUIREMENTS

The requirements of this box apply to uses of this product that are NOT within the scope of the Worker Protection Standard for agricultural pesticides (40 CFR part 170). The WPS applies when this product is used to produce agricultural plants only on farms, forests, nurseries or greenhouses. Do not enter or allow other people (or pets) to enter the treated area until dusts have settled. If watering-in is required after the application - except for those people involved in the watering-in - do not enter or allow other people (or pets) to enter the treated areas until the watering-in is complete and the surface is dry.

STORAGE AND DISPOSAL

Do not contaminate water, food, or feed by storage and disposal.

PESTICIDE STORAGE: Store product in its original bag, in a cool dry locked place out of reach of children. In case of spill, sweep up and use according to directions or dispose of as follows. **PESTICIDE DISPOSAL:** Wastes resulting from the use of this product may be disposed of on site or at an approved waste disposal facility. **CONTAINER DISPOSAL:**

Nonrefillable container. Do not reuse or refill this container, offer for recycling if available. Completely empty bag into application equipment. Then dispose bag in a sanitary landfill or by incineration, or, if allowed by State and local authorities, by burning. If burned stay out of smoke.

Harrell's now offers the Golf Course Superintendent and Grounds Maintenance Managers the "tested" "STARTEEM-SPLIT". A pre-emergence weed control program that gets maximum benefit from commonly used pre-emergence crabgrass control products!

Controls Crabgrass, Goosegrass, Poa Annus, Annual Sedge and other weeds as listed; On Golf Courses, Commercial Lawns, and other Athletic and/or Recreational Ornamental Turf. If you are serious about getting rid of annual grassy and certain broadleaf weeds before they go to seed Here's how to do it Use STARTEEM #2 OR for hard-to-kill weeds follow #2 with STARTEEM #3.

HOW MUCH TO USE AND WHEN TO APPLY THEM!

FERTILIZER W/STARTEEM® # 3

A PRE-EMERGENCE HERBICIDE FOR USE ON GOLF COURSES, PARKS, ATHLETIC FIELDS, FEDERAL, MUNICIPAL, CORPORATE LAWNS

STARTEEM # 2 is to be used as the first application; The product is to be used at a rate of 200 lbs./acre (equal to 4.6 lbs. /1000 sq. ft.) STARTEEM may be applied to "established" perennial Bluegrass, Bentgrass, (see restrictions), Bermudagrass, Buffalograss, Perennial Ryegrass, St. Augustinegrass, Seashore aspalum, Tall Fescue and Zoysiagrass turf, at condominium complexes, corporate and public parks, golf courses, athletic fields, playgrounds, and other ornamental and recreational turfgrass areas. Not for use on home lawns. The turf should be free of leaves and thatch and in condition to allow granules to reach the soil surface. Know the square footage of the area to be treated and uniformly apply using a granule spreader. Do not apply to turf when it is wet. When using, do not overlap spreader applications, especially on St. Augustinegrass since discoloration "streaking" may temporarily occur from the "doubled rate" Observe the maximum rate of St. Augustinegrass and Bentgrass of one application of STARTEEM # 2 or # 3 per 1,000 sq. ft. per year See below for restrictions when using on Bentgrass. After applications if rain is not expected within 24 hours sprinkler irrigate the treated turf with up to a ¼ Inch of water to get maximum weed control and quicker response from the fertilizer nutrients STARTEEM #2 must be applied prior to weed seed germination (see map of U.S.). It will not control growing weeds.

Pre-emergence Weed Control with the "STARTEEM® SPLIT"			
Weeds Controlled	FIRST APPLICATION STARTEEM #2	SECOND APPLICATION STARTEEM #3	Directions
Crabgrass (Digitaria spp.) Goosgrass (Bleusine indica) Field Sanbur (Canchusincertus) Annual Sedge (Cyperuscompressus) Annual Bluegrass (Poa annua spp.) (See Note below)	Apply 200 lbs. product per acre equal to 4.6# / 1,000 sq. ft.	Apply 200 lbs. per Acre equal to 4.6# / 1,000 sq. ft.	*Apply #2 40 to 60 days prior to weed seed germination in the late winter or early spring. Apply #3, 60 days later. Application made after May, may not be fully effective. Apply in late summer to early fall prior to weed seed germination.
Virginia Buttonweed (Diodia virginiana) Pigweed (Amaranthuss spp) Florida Pulsey (Richards scabra) Oxalis (Oxalis spp) Stinging Nettle (Urtica dolca) Carpetgrass (Axonagus officinis)	Apply 200 lbs. Product per acre equal to 4.6# / 1,000 sq. ft.	Apply 200 lbs. per acre equal to 4.6# / 1,000 sq. ft.	Apply in early spring prior to weed seed germination.
Fall Application for Spring Weed Control in Cool Season Turf			
Crabgrass, Goosegrass and other Annual weeds as listed	Apply #1 at 200 lbs. per Acre equal to 4.6# / 1,000 sq. ft.	Apply #3 (60 days later) 200 lbs. per Acre equal to 4.6# / 1,000 sq. ft.	For use in Bluegrass, Bentgrass, perennial Ryegrass and Tall Fescue. Make application in the fall after turf has become dormant. For late fall applications, seeding into treated areas should be delayed until 4 months after green up.
Annual Bluegrass Control in Bermudagrass Fairways Over seeded with Perennial Ryegrass only			
Annual Bluegrass (Poa Annua spp.)	200 lbs. / A	4.6# / 1,000 Sq. ft.	Apply in late summer to early fall prior to Poa Annua spp seed germination. Any Poa Annua spp. established when this product is applied will not be controlled. It should not be applied closer than 60 days to over seeding. Do not use when Poa trivialis is present in the overseed mixture. Apply the full 200 lbs. Rate per acre in one application.
<div style="border: 1px solid black; padding: 5px;"> <p>NOTE: In many areas annual bluegrass exists in at least two biotypes or subspecies of Poa Annua. The true <u>annual</u> biotype, "POA Annua spp annua" which germinates from seed every year <u>is controlled</u> while the biotype, "Poa Annua spp. raptans" which behaves like a <u>perennial</u> and survives through the summer as an established plant, <u>cannot be controlled</u>. Consult the Extension service or University weed specialist in your area for more information concerning your locale</p> </div>			
Annual Weed Control during establishment from Sprigs of Bermudagrass, Zoysiagrass and Seashore Paspalum			
Crabgrass and Goosegrass, Annual Sedge and other annual weeds.	Apply 40-60 days before germination at 200 lbs. / per acre	Apply 200 lbs. of #3 / per acre; 60 days later	
For Bermudagrass-make application immediately prior to or immediately after sprigging. For Seashore Paspalum make application 10 to 14 days after sprigging. Applications made close to the time of sprigging may cause objectionable Seashore Paspalum injury. Disturbance of the soil surface after application may disrupt the herbicide barrier and reduce effectiveness. For best results sprinkle irrigate the "sprigged" area with up to ¼ inch water after application.			

PRODUCT USE RESTRICTIONS

- A single application rate must not exceed 200 lbs. of product per acre which is equivalent to 4.6 lbs. of product per 1,000 sq. ft.. and 2 lb. of oxadiazon active ingredient per acre and 0.5 lb of benefluralin active ingredient per acre
- The maximum application rate for all Starteem treatments is 3.5 lbs of oxadiazon active ingredient per acre per year and 1.25 lbs of benefluralin active ingredient per acre per year.
- For application to turf, for all products containing benefluralin, make no more than 2 applications per year, and apply no more than 6 lbs ai/A benefluralin per year to cool season turf or 3 lbs ai/A per year for warm season turf.
- For landscape ornamentals, make no more than 2 applications per year of this product and/or any product containing benefluralin. For landscape ornamentals, do not apply more than 4 lbs ai/A benefluralin per year.
- For fall treatments on or near ornamentals bulbs, do not make more than 2 applications per year and do not apply more than 1.5 lb ai/A benefluralin per year to coarse soils or 2.25 lbs ai/A benefluralin per year to medium and fine soils.
- For treatment on or near ornamental bulbs, made February through March, do not make more than 3 applications of product containing benefluralin and do not apply more than 2.25 lbs ai/A benefluralin per year.
- Not for use on home lawns.

5/9

FERTILIZER W/STARTEEM® # 3

A PRE-EMERGENCE HERBICIDE FOR USE ON GOLF COURSES, PARKS, ATHLETIC FIELDS, FEDERAL, MUNICIPAL, CORPORATE LAWNS

- Do not apply this product in a way that will contact workers or other persons (or pets), either directly or through drift.
- Only protected handlers may be in the area during application. This product must be watered in as soon as possible after application.
- Watering-in must be performed by the commercial applicator or the commercial applicator must provide the following instructions to the owner in writing:
- This product must be watered in as soon as possible. Do not enter or allow others (including children or pets) to enter the treated areas (except those involved in the watering) until the watering-in is complete and the surface is dry.

PRECAUTIONS IN USING: For St. Augustine grass and Bentgrass turf DO NOT exceed the rate of one application of STARTEEM #2 per 1,000 sq. ft. / year. DO NOT apply to Bentgrass turf mowed less than 3/8 inches. This product may cause discoloration of Bentgrass, Bermudagrass and St. Augustine grass but this discoloration is temporary and normally outgrown within 2 to 3 weeks. Avoid contact with flowers and shrubs except as recommended elsewhere for ornamental plants on this label. DO NOT apply to newly seeded areas. Seeding into treated areas should be delayed until 4 months after treatment except as noted above. DO NOT apply to Dichondra or Centipedegrass. DO NOT use on golf course putting greens or tees because of the varying cultural practices used.

FOR SPRING APPLICATION ON GOLF COURSES UNDER TURF MANAGEMENT

Use the STARTEEM-SPLIT application!

Weed control and better turf management can be programmed by using the "STARTEEM-SPLIT" weed control program. Starting 40 to 60 days before the expected weed seed germination, apply STARTEEM® #2 at the 200 lb. per acre rate. This program supplies 2.5 lbs. of Oxadiazon per acre, per year and 2.5 lbs of the combination of the Benefin and Trifluralin per acre, per year.

If "Hard-To-Kill" weeds (as listed below) with the asterisk (*) are known to be prevalent in the turfgrass area use STARTEEM® #3 as the second application after STARTEEM® #2 applied at 200 lbs. per acre (equal to the 4.6 lbs. per 1,000 sq. ft.)

Controls Annual Broadleaf Weeds and Annual Grasses			
Annual Bluegrass	*Evening Primrose	**Jungle Ricegrass	Sow thistle
Annual Sedge	Fireweed	Lambsquarter	Speedwell
*Barnyardgrass	Field Sandbur	**Liverwort	Spotted Catsear
Bittercress	Foxtail; Green, Bristly	Oxalis	Spurge; Garden, Petty
Carpetweed	Fall Panicum	**Panama Paspalum	**Prostrate
Carpetgrass	Florida Pusley	Pennsylvania Smartweed	Stinging Nettle
Common Groundsel	*Galinsoga	Redroot Pigweed	*Swinecress
Common Purslane	Golden Ragwort	Sensitive Plant	Virginia Buttonweed
Crabgrass	Goosegrass	Shepardspurse	Yellow Woodsorrell

Use the STARTEEM® #2 application for control of these weeds listed above not bearing the asterisk (). For hard-To-Kill weeds use STARTEEM #3 as second application.

NOTE: For newly seeded lawns do not apply this product until after the second or third cutting. For best turf management, place new grass seed in the fall of the year. Spring pre-emergence weed control can then be applied.

SPREADER SETTINGS		
Spreader Settings for	STARTEEM® #2	STARTEEM® #3
Cyclone B3-Pro	#x.x	#x.x
For Scotts Pro R-8A	#x.x	#x.x
All STARTEEM products #2; and #3 apply at 200 lbs / Acre = to 4.6# / 1,000 sq. ft.		
Plan on an approximately 3 mph spreader speed to obtain best coverage. Know the exact square footage of your area before application. Incorrect application can result in turf damage or poor weed control.		

FOR SPRING APPLICATION TO UNIVERSITY, FEDERAL, CORPORATE, MUNICIPAL LAWNS, CEMETERIES, PARKS, ATHLETIC FIELDS, CONDOMINIUMS UNDER MANAGEMENT FOR PRE-EMERGENCE WEED CONTROL, use a STARTEEM®-SPLIT PROGRAM!

STARTEEM® may be applied to "established" varieties of perennial Bluegrass, Bentgrass (see restrictions), Bermudagrass, Buffalograss, Perennial Ryegrass, St. Augustinegrass, Seashore Paspalum, Tall Fescue, and Zoysiagrass. Weed control and better turf management can be programmed by using the "STARTEEM-SPLIT" weed control program. Starting 40 to 60 days before expected weed seed germination, apply STARTEEM® #2 at a rate of 4.6 lbs. per 1,000 sq. ft. This program supplies 2.5 lbs. of Oxadiazon per acre, per year and 2.5 lbs. of the combination of the Benfluralin and Trifluralin per acre, per year.

If "Hard-To-Kill" weeds as listed below with the asterisk (*) are known to be prevalent in the area use STARTEEM® #3 as the second application after STARTEEM® #2 applied at 200 lbs. per acre (equal to 4.6 lbs. per 1,000 sq. ft.)

WHEN TO APPLY AFTER OVERSEEDING TURF

Do not apply to over-seeded turf within 60 days after seeding or until after the second mowing, whichever is longer. Injury to desirable seedlings is likely if this product is applied before seedling secondary roots are in the second inch of soil, not thatch plus soil.

WHEN TO OVERSEED AFTER APPLICATION

This product will inhibit the germination of turf species if overseeded too soon after application. Delay overseeding or reseeding 60 to 90 days.

6/9

FERTILIZER W/STARTEEM® # 3

A PRE-EMERGENCE HERBICIDE FOR USE ON GOLF COURSES, PARKS, ATHLETIC FIELDS, FEDERAL, MUNICIPAL, CORPORATE LAWNS

Controls Annual Broadleaf Weeds and Annual Grasses

Annual Bluegrass	*Evening Primrose	**Jungle Ricegrass	Sow thistle
Annual Sedge	Fireweed	Lambsquarter	Speedwell
*Barnyardgrass	Field Sandbur	**Liverwort	Spotted Catsear
Bittercress	Foxtail, Green, Bristly	Oxalis	Spurge, Garden, Petty
Carpetweed	Fall Panicum	**Panama Paspalum	**Prostrate
Carpentergrass	Florida Pusley	Pennsylvania Smartweed	Stinging Nettle
Common Groundsel	*Galinsoga	Redroot Pigweed	*Swinecress
Common Purslane	Golden Ragwort	Sensitive Plant	Virginia Buttonweed
Crabgrass	Goosegrass	Shepardspurse	Yellow Woodsorrell

Use STARTEEM #2 as an application to control of these weeds. For "hard-to-kill" weeds with asterisk, use STARTEEM#3 as the Second Application.

NOTICE: To the extent consistent with applicable law, Buyer and user assume all risk and liability of use, storage and/or handling of this product not in accordance with the terms of this label

Net Weight 50 Pounds

Harrell's, LLC

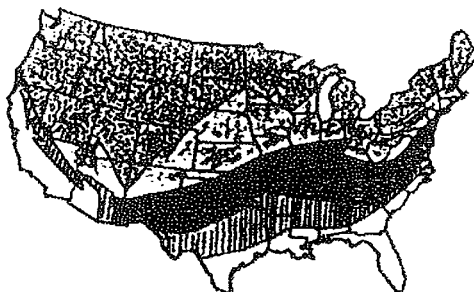
P.O. BOX 1107
Lakeland, FL 33802

Batch No.






FERTILIZER W/STARTEEM® # 3

A PRE-EMERGENCE HERBICIDE FOR USE ON GOLF COURSES, PARKS, ATHLETIC FIELDS, FEDERAL, MUNICIPAL, CORPORATE LAWNS

Approximate Crabgrass Seed Germination Dates In the U.S.A.



Approximate Date

-  After May 30
-  After May 10
-  After April 20
-  After March 20
-  January 1 to March 20

9/9

FERTILIZER W/STARTEEM® # 3

A PRE-EMERGENCE HERBICIDE FOR USE ON GOLF COURSES, PARKS, ATHLETIC FIELDS, FEDERAL, MUNICIPAL, CORPORATE LAWNS

For best pre-emergence weed control around these ornamental plants, first remove any existing weed growth. Rake, cultivate, and smooth the soil surface by breaking-up clumps. Apply before weed seeds germinate (see map for regions) by broadcasting the granules evenly over the prepared soil.

For all pre-emergence weed control around ornamentals listed on this label with or without the asterick, use the STARTEEM #2 program. First apply STARTEEM #2 40 to 60 days before weed seeds germinate, at 200 lbs. per acre (equal to 4.6lbs. per 1,000 sq. ft.) and follow within 60 days with the second application using STARTEEM #3 at the same rate: 200 lbs per acre.

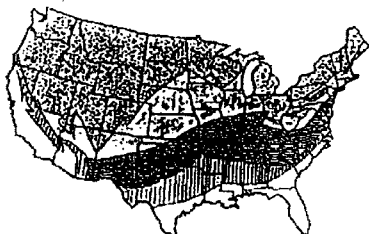
STARTEEM-SPLIT Application Rates to apply around Ornamentals

FIRST APPLICATION – 40 to 60 days before weed seed germination use STARTEEM #2 – at 200 # / acre
 SECOND APPLICATION – applied within 60 days of the first application use STARTEEM #3 at 200 lbs / acre

ANNUAL BROADLEAF WEEDS AND ANNUAL GRASSES

- | | | |
|-------------------|------------------------|-----------------------|
| Annual Bluegrass | Fall Panicum | Redroot Pigweed |
| Annual Sedge | Florida Pusley | Sensitive Plant |
| *Barnyardgrass | *Galinsoga | Shepardspurse |
| Bittercross | Golden Ragwort | Sow thistle |
| Carpetweed | *Goosegrass | Speedwell |
| Carpelgrass | *Jungle Ricegrass | Spotted Catsear |
| Common Groundsel | Lambsquarter | Spurge; Garden; Petty |
| Common Purslane | *Liverwort | *Prostrate |
| Crabgrass | Oxalis | Stinging Nettle |
| *Evening Primrose | *Panama Paspalum | *Swinecress |
| Fireweed | Pennsylvania Smartweed | Virginia Bultonweed |
| Field Sandbur | | Yellow Woodsorrel |

Crabgrass Seed Germination Dates



- Mid-north & northwestern
- Upper/mid-states & northeast
- Lower mid-states
- Upper southern states
- Warm season states

- Approximate Date
- After May 30
 - After May 10
 - After April 20
 - After March 20
 - January 1 to March 20

FOREST NURSERY APPLICATION

Common Name	Scientific Name
Pine, Loblolly	Pinus, taeda
Pine, Eastern White	Pinus, strobus
Pine, Slash	Pinus, carbaea

SENSITIVE PLANTS

Under certain growing conditions, the plant varieties listed below may be sensitive to this product. Growers should evaluate usage on a small scale prior to large scale applications.

PLANT SPECIES	VARIETIES
Andromeda (pieris japonica)	Snowdrift, Temple Belt
Azalea	Pink Champagne, Hershey, (Rhododendron spp. Leuchtenluer, Memoire John Hearrens, Nino Crimson, White Grandeur, Everest, Girard Roberts)
Cotoneaster	Exchholz, Himalayan, Shangri-la (Cotoneaster spp)
Crapemyrtle (Lagerstroemias indica)	Petite Red Imperial, and Seminole Bush
Heath, Spring (Erica carnea)	Mediterranean Pink
Hemlock, Canada (Tsuga Canadensis)	Pendula
Hibiscus (Hibiscus Syriacus)	Red Heart
Rhododendron	Daphnoides, Nova Zentia, Rhododendron spp, Lalawba Album
Spruce, Norway (Picea abies)	Pumila
Spruce, White (Picea glauca)	Densata
Viburnum (Viburnum spp)	Davidi

EPA Reg. No. 52287-12

Net Weight 50 Pounds

EPA Est. No. 52287-AL-1

Batch No.

Harrell's LLC

P.O Box 807 • Lakeland, FL 33802