

52287-12

4/10/2009

10 of 12



UNITED STATES ENVIRONMENTAL PROTECTION AGENCY
WASHINGTON, D.C. 20460

OFFICE OF
PREVENTION, PESTICIDES AND
TOXIC SUBSTANCES

APR 10 2009

Robert F. Bischoff, Agent for
Harrell's LLC
TotalTurf Consulting
26 A. A. Cooper Rd.
Meigs, GA 31765.

Subject: Label Notifications for Pesticide Registration Notice 2007-4

Dear Mr. Bischoff,

The Agency is in receipt of your Applications for Pesticide Notification under Pesticide Registration Notice (PRN) 2007-4 dated March 3, 2009 for the following products:


Fertilizer with Starteem® # 1	EPA Registration Number 52287-10
Fertilizer with Starteem® # 3	EPA Registration Number 52287-12
Weed-Free One Eleven	EPA Registration Number 52287-13
Turf Fertilizer with Ronstar 1.20	EPA Registration Number 52287-14
Harrell's Granular Herbicide 75	EPA Registration Number 52287-15
Harrell's Granular Herbicide 63	EPA Registration Number 52287-16
Turf Fertilizer with Pendimethalin 0.75	EPA Registration Number 52287-17
Turf Fertilizer with Pendimethalin 1.0	EPA Registration Number 52287-18
Turf Fertilizer with Barricade 0.38	EPA Registration Number 52287-19
Turf Fertilizer with Barricade 0.3	EPA Registration Number 52287-20

The Registration Division (RD) has conducted its review of these requests for their applicability under PRN 2007-4 and finds that the label changes requested fall within the scope of PRN 2007-4. The labels submitted with the application have been stamped "Notification" and will be placed in our records.

Please be reminded that 40 CFR Part 156.140(a)(4) requires that a batch code, lot number, or other code identifying the batch of the pesticide distributed and sold be placed on nonrefillable containers. The code may appear either on the label (and can be added by non-notification/PR Notice 98-10) or durably marked on the container itself.

If you have any questions, please call me directly at 703-305-6249 or Steve Schaible of my staff at 703-308-9362.

Sincerely,



Linda Arrington
Notifications & Minor Formulations Team Leader
Registration Division (7505P)
Office of Pesticide Programs

 United States Environmental Protection Agency Washington, DC 20460	<input type="checkbox"/> Registration <input type="checkbox"/> Amendment <input checked="" type="checkbox"/> Other	OPP Identifier Number
--	--	-----------------------

Application for Pesticide - Section I

1. Company/Product Number 52287-12	2. EPA Product Manager Joanne I. Miller	3. Proposed Classification <input checked="" type="checkbox"/> None <input type="checkbox"/> Restricted
4. Company/Product (Name) Fertilizer with Starteem #3	PM# 23	
5. Name and Address of Applicant (Include ZIP Code) Harrell's LLC P. O. Box 807 Lakeland, FL 33802 <input type="checkbox"/> Check if this is a new address		6. Expedited Review. In accordance with FIFRA Section 3(c)(3) (b)(i), my product is similar or identical in composition and labeling to: EPA Reg. No. <u>N/A</u> Product Name <u>N/A</u> <div style="text-align: right; font-weight: bold; font-size: 1.2em;">NOTIFICATION</div> <div style="text-align: right; font-weight: bold; font-size: 1.2em;">APR 10 2009</div>

Section - II

<input type="checkbox"/> Amendment - Explain below.	<input type="checkbox"/> Final printed labels in response to Agency letter dated _____
<input type="checkbox"/> Resubmission in response to Agency letter dated _____	<input type="checkbox"/> "Me Too" Application.
<input checked="" type="checkbox"/> Notification - Explain below.	<input type="checkbox"/> Other - Explain below.


Explanation: Use additional page(s) if necessary. (For section I and Section II.)

Notification of label change per PR Notice 2007-4. This notification is consistent with the guidance in PR Notice 2007-4 and the requirements of EPA's regulations at 40 CFR Parts 156.10, 156.140, 156.144, 156.146, and 156.156. No other changes have been made to the labeling or the Confidential Statement of Formula for this product. I understand that it is a violation of 18 U.S.C. Sec. 1001 to willfully make any false statement to EPA. I further understand that if the amended label is not consistent with the requirements of 40 CFR Parts 156.10, 156.140, 156.144, 156.146, and 156.156, this product may be in violation of FIFRA and I may be subject to enforcement action and penalties under sections 12 and 14 of FIFRA.

Section - III

1. Material This Product Will Be Packaged In:				2. Type of Container	
Child-Resistant Packaging <input type="checkbox"/> Yes <input checked="" type="checkbox"/> No	Unit Packaging <input type="checkbox"/> Yes <input checked="" type="checkbox"/> No	Water Soluble Packaging <input type="checkbox"/> Yes <input checked="" type="checkbox"/> No		<input type="checkbox"/> Metal <input checked="" type="checkbox"/> Plastic <input type="checkbox"/> Glass <input checked="" type="checkbox"/> Paper <input type="checkbox"/> Other (Specify) _____	
* Certification must be submitted		If "Yes" Unit Packaging wgt. No. per container	If "Yes" Package wgt No. per container		
3. Location of Net Contents Information <input checked="" type="checkbox"/> Label <input type="checkbox"/> Container		4. Size(s) Retail Container 50 lbs		5. Location of Label Directions <input checked="" type="checkbox"/> on affixed label	
6. Manner in Which Label is Affixed to Product			<input checked="" type="checkbox"/> Lithograph <input type="checkbox"/> Paper glued <input type="checkbox"/> Stenciled <input type="checkbox"/> Other _____		

Section - IV

1. Contact Point (Complete items directly below for identification of individual to be contacted, if necessary, to process this application.)		
Name Robert F. Bischoff	Title Agent, TotalTurf Consulting LLC	Telephone No. (include Area Code) (317) 873-0222
Certification I certify that the statements I have made on this form and all attachments thereto are true, accurate and complete. I acknowledge that any knowingly false or misleading statement may be punishable by fine or imprisonment or both under applicable law.		6. Date Application Received (Stamped)
2. Signature 	3. Title Agent, TotalTurf Consulting LLC	
4. Typed Name Robert F. Bischoff	5. Date March 3, 2009	

FERTILIZER with STARTEEM® # 3

50/12

A PRE-EMERGENCE HERBICIDE COMBINATION FOR USE ON LAWNS AND AROUND ORNAMENTAL PLANTS ON GOLF COURSES, PARKS, ATHLETIC FIELDS, CEMETERIES, UNIVERSITIES, FEDERAL, MUNICIPAL, CORPORATE LAWNS and SOD FARMS

50 lb. Bag Treats up to 10,870 Sq. Ft.

FOR SALE TO AND USE BY PROFESSIONAL APPLICATORS ONLY. NOT FOR SALE TO OR USE BY HOMEOWNERS./CONSUMERS.

STARTEEM® is a pre-emergent weed control product plus a quality fertilizer for use on varieties of Perennial Bluegrass, Bentgrass, Bermudagrass, Buffalograss, Perennial Ryegrass, St. Augustinegrass, Seashore Paspalum, Tall Fescue and Zoysiagrass.

ACTIVE INGREDIENTS:

Oxadiazon [CAS No. 19666-30-9].....	1.00%
Benfluralin [CAS No. 1861-40-1].....	0.25%
Trifluralin [CAS No. 1582-09-8].....	0.25%
OTHER INGREDIENTS:	98.50%
	Total 100.00%

EPA Reg. No. 52287-12

EPA Est. No. 52287-FL-1

GUARANTEED FERTILIZER ANALYSIS

Total Nitrogen (N).....	XX%
Ammoniacal Nitrogen.....	XX%
Urea Nitrogen.....	XX%
Available Phosphoric Acid (P ₂ O ₅).....	XX%
Soluble Potash (K ₂ O).....	XX%

Derived from Ammonium Phosphate, Urea, and Muriate of Potash

NOTIFICATION

APR 10 2009

KEEP OUT OF REACH OF CHILDREN

CAUTION

Si usted no entiende la etiqueta, busque a alguien para que se la explique a usted en detalle. (If you do not understand the label, find someone to explain it to you in detail).

FIRST AID

IF IN EYES: Hold eye open and rinse slowly and gently with water for 15-20 minutes. Remove contact lenses, if present, after the first 5 minutes, then continue rinsing eye. Call a poison control center or doctor for treatment advice.

IF ON SKIN OR CLOTHING: Take off contaminated clothing. Rinse skin immediately with plenty of water for 15-20 minutes. Call a poison control center or doctor for treatment advice.

IF INHALED: Remove person to fresh air. If person is not breathing, call 911 or an ambulance, then give artificial respiration, preferably by mouth-to-mouth, if possible. Call a poison control center or doctor for further treatment advice.

IF SWALLOWED: Call poison control center or doctor immediately for treatment advice. Have person sip a glass of water if able to swallow. Do not induce vomiting unless told to do so by the poison control center or doctor. Do not give anything by mouth to an unconscious person.

Have the product container or label with you when calling a poison control center or doctor, or going for treatment.

SEE SIDE PANEL FOR ADDITIONAL PRECAUTIONARY STATEMENTS

PRECAUTIONARY STATEMENTS

HAZARDS TO HUMANS AND DOMESTIC ANIMALS

CAUTION: Causes moderate eye irritation. Avoid contact with eyes or clothing.

PERSONAL PROTECTIVE EQUIPMENT (PPE)

Loaders, applicators, and other handlers must wear long-sleeved shirt and long pants, and shoes plus socks. Follow manufacturer's instructions for cleaning and maintaining PPE. If no such instructions for washables exist, use detergent and hot water. Keep and wash PPE separately from other laundry.

User Safety Recommendations

Users should wash hands before eating, drinking, chewing gum, using tobacco or using the toilet. Users should remove clothing/PPE immediately if pesticide gets inside. Then wash thoroughly and put on clean clothing.

FERTILIZER with STARTEEM® # 3

60412

A PRE-EMERGENCE HERBICIDE COMBINATION FOR USE ON LAWNS AND AROUND ORNAMENTAL PLANTS ON GOLF COURSES, PARKS, ATHLETIC FIELDS, CEMETERIES, UNIVERSITIES, FEDERAL, MUNICIPAL, CORPORATE LAWNS and SOD FARMS

Users should remove PPE immediately after handling this product. Wash the outside of gloves before removing. As soon as possible, wash thoroughly and change into clean clothing.

ENVIRONMENTAL HAZARDS

This pesticide is extremely toxic to freshwater, marine and estuarine fish and aquatic invertebrates including shrimp and oysters. Do not apply directly to water, or to areas where surface water is present or to intertidal areas below the mean high water mark. Drift and runoff may be hazardous to aquatic organisms in water adjacent to treated areas. Do not apply when weather conditions favor drift from areas treated. Do not apply where runoff is likely to occur. Do not contaminate water by cleaning equipment or disposal of equipment wash waters or rinsate.

DIRECTIONS FOR USE

It is a violation of Federal law to use this product in a manner inconsistent with its labeling. For any requirements specific to your State or Tribe, consult the agency responsible for pesticide regulation. Do not apply through any type of irrigation system. Do not store or use in or around the home or home garden. Apply only as specified on this label.

AGRICULTURAL USE REQUIREMENTS

Use this product only in accordance with its labeling and with the Worker Protection Standard, 40 CFR part 170. This Standard contains requirements for the protection of agricultural workers on farms, forests, and nurseries, and handlers of agricultural pesticides. It contains requirements for training, decontamination, notification and emergency assistance. It also contains specific instructions and exceptions pertaining to the statements on this label about personal protective equipment (PPE), notification to workers, and restricted-entry intervals. The requirements in this box only apply to uses of this product that are covered by the Worker Protection Standard.

Do not enter or allow worker entry into treated areas during the restricted-entry interval (REI) of 12 hours. For early entry to treated areas that is permitted under the Worker Protection Standard and that involves contact with anything that has been treated, such as plants, soil, or water, wear: coveralls, shoes plus socks, and chemical resistant gloves made of any waterproof material.

NON-AGRICULTURAL USE REQUIREMENTS

The requirements of this box apply to uses of this product that are NOT within the scope of the Worker Protection Standard for agricultural pesticides (40 CFR part 170). The WPS applies when this product is used to produce agricultural plants only on farms, forests, nurseries or greenhouses. Observe and wear (PPE) protective eyewear, long-sleeved shirt and long pants, impervious gloves and chemical resistant footwear plus socks, when handling. Do not enter or allow other people (or pets) to enter the treated area until dusts have settled. If watering-in is required after the application – except for those people involved in the watering-in – do not enter or allow other people (or pets) to enter the treated areas until the watering-in is complete and the surface is dry.

STORAGE AND DISPOSAL

Do not contaminate water, food, or feed by storage or disposal.

STORAGE: Store product in its original bag, in a cool dry locked place out of reach of children. In case of spill, sweep up and use according to directions or dispose of as follows. **PESTICIDE DISPOSAL:** Wastes resulting from the use of this product may be disposed of on site or at an approved waste disposal facility. **CONTAINER DISPOSAL:** ~~Nonrefillable container. Do not reuse or refill this container. Offer for recycling if available.~~ Completely empty bag into application equipment. Then dispose of empty bag in a sanitary landfill or by incineration, or, if allowed by State and local authorities, by burning. If burned stay out of smoke.

Harrell's now offers the STARTEEM-SPLIT - a weed control program that finally gets the maximum pre-emergence weed control results, that you should expect with 3 active ingredients.

Controls Crabgrass, Goosegrass, Poa Annua, Annual Sedge and many weeds as listed; On Golf Courses, Commercial Lawns, and other Athletic and/or Recreational, Ornamental Turf. If you are serious about getting rid of annual grassy and certain broadleaf weeds before they go to seed again, use STARTEEM # 1 and then STARTEEM # 2 OR for hard-to-kill weeds follow # 1 with STARTEEM # 3.

HOW MUCH TO USE AND WHEN TO APPLY THEM!

STARTEEM # 1 is to be used as the first application; STARTEEM # 2 (a different formula) is to be used as the second application of a seasonal (Split-application program) both products to be used at a rate of 200 lbs./acre (equal to 4.6 lbs. /1000 sq. ft.) STARTEEM may be applied to "established" perennial Bluegrass, Bentgrass (see restrictions), Bermudagrass, Buffalograss, Perennial Ryegrass, St. Augustinegrass, Seashore Paspalum, Tall Fescue and Zoysiagrass turf, at condominium complexes, corporate and public parks, golf courses, sod farms, athletic fields, playgrounds, and other ornamental and recreational turfgrass areas. Not for use on home lawns. The turf should be free of leaves and thatch and in condition to allow granules to reach the soil surface. Know the square footage of the area to be treated and uniformly apply using a granule spreader. Do not apply to turf when it is wet. When using, do not overlap spreader applications, especially on St. Augustinegrass since discoloration "streaking" may temporarily occur from the "doubled rate". Observe the maximum rate for St. Augustinegrass and Bentgrass of one application of each STARTEEM # 1 AND STARTEEM # 2 or # 3 per 1,000 sq. ft. per year. See below restrictions when using on Bentgrass. After applications, if rain is not expected within 24 hours, sprinkler irrigate the treated turf with up to a ¼ inch of water to get maximum weed control and quicker response from the fertilizer nutrients. STARTEEM #1, #2, and #3 must be applied prior to weed seed germination (see map of U.S.). They will not control growing weeds. See complete list of weeds that STARTEEM controls under Section for GOLF COURSES.

FERTILIZER with STARTEEM® # 3

7 of 12

A PRE-EMERGENCE HERBICIDE COMBINATION FOR USE ON LAWNS AND AROUND ORNAMENTAL PLANTS ON GOLF COURSES, PARKS, ATHLETIC FIELDS, CEMETERIES, UNIVERSITIES, FEDERAL, MUNICIPAL, CORPORATE LAWNS and SOD FARMS

Pre-emergence Weed Control with the "STARTEEM® SPLIT"			
Weeds Controlled	FIRST APPLICATION	SECOND APPLICATION	Directions
Crabgrass (<i>Digitaria</i> , spp.) Goosegrass (<i>Bleusine indica</i>) Field Sandbur (<i>Canchusincertus</i>) Annual Sedge (<i>Cyperus compressus</i>) Annual Bluegrass (<i>Poa annua</i> spp.) (See Note below)	STARTEEM #1 *Apply 200 lbs. product per acre equal to 4.6# / 1,000 sq. ft.	STARTEEM #2 or #3 Apply 60 days later at 200 lbs. per acre equal to 4.6# / 1000 sq. ft.	*Apply #1 40 to 60 days prior to weed seed germination in the late winter or early spring. Apply #2 or #3, 60 days later. Application made after May, may not be fully effective. Apply in late summer to early fall prior to weed seed germination.
Virginia Buttonweed (<i>Diodia virginiana</i>) Pigweed (<i>Amaranthus</i> spp.) Florida Pusley (<i>Richards scabra</i>) Oxalis (<i>Oxalis</i> spp.) Stinging Nettle (<i>Urtica dolca</i>) Carpetgrass (<i>Axonagus officinis</i>)	Apply 200 lbs product per acre equal to 4.6# / 1,000 sq. ft.	Apply 60 days later at 200 lbs per acre equal to 4/6# / 1,000 sq. ft.	Apply in early spring prior to weed seed germination.
Fall Application for Spring Weed Control in Cool Season Turf			
Crabgrass, Goosegrass and other annual weeds as listed	Apply #1 at 200 lbs per acre equal to 4.6# / 1,000 sq. ft.	Apply #3 (60 days later) at 200 lbs. per acre equal to 4.6# / 1,000 sq. ft.	For use in Bluegrass, Bentgrass, Perennial Ryegrass and Tall Fescue. Make application in the fall after turf has become dormant. For late fall applications, seeding into treated areas should be delayed until 4 months after greenup.
Annual Bluegrass Control in Bermudagrass Fairways Overseeded with Perennial Ryegrass only			
Annual Bluegrass (<i>Poa annua</i> spp.)	200 lbs. / A	4.6# lbs. / 1,000 sq. ft.	Apply in late summer to early fall prior to <i>Poa Annua</i> spp. seed germination. Any <i>Poa annua</i> spp. established when this product is applied will not be controlled. It should not be applied closer than 60 days to overseeding. Do not use when <i>Poa trivialis</i> is present in the overseed mixture. Apply the full 200 lb. rate per acre in one application.
<p>NOTE: In many areas annual bluegrass exists in at least two biotypes or subspecies of <i>Poa annua</i>. The true <u>annual</u> biotype, "<i>Poa annua</i> spp. <i>annua</i>" which germinates from seed every year <u>is controlled</u> while the biotype, "<i>Poa annua</i> spp. <i>raptans</i>" which behave like a <u>perennial</u> and survives through the summer as an established plant, <u>cannot be controlled</u>. Consult the Extension service or University weed specialist in your area for more information concerning your locale.</p>			

Annual Weed Control during establishment from Sprigs of Bermudagrass, Zoysiagrass and Seashore Paspalum			
Crabgrass and Goosegrass, Annual Sedge and other annual weeds.	Apply 40-60 days before germination at 200 lbs. / per acre	Apply 200 lbs. of #3 / per acre; 60 days later.	
For Bermudagrass make application immediately prior to or immediately after sprigging. For Seashore Paspalum make application 10 to 14 days after sprigging. Applications made close to the time of sprigging may cause objectionable Seashore Paspalum injury. Disturbance of the soil surface after application may disrupt the herbicide barrier and reduce effectiveness. For best results sprinkler irrigate the "sprigged" area with up to ¼ inch water after application.			

GENERAL PRECAUTIONS AND RESTRICTIONS

A single application rate must not exceed 200 lbs of product per acre which is equivalent to 4.6 lbs of product per 1,000 sq. ft. and 2 lb of oxadiazon active ingredient per acre and 0.5 lb of benfluralin active ingredient per acre. The maximum application rate for all Starteem treatments is 3.5 lbs of oxadiazon active ingredient per acre per year and 1.25 lbs of benfluralin active ingredient per acre per year. For application to turf, for all products containing benfluralin, make no more than 2 applications per year, and apply no more than 6 lbs ai/A benfluralin per year to cool season turf or 3 lbs ai/A per year to warm season turf. For landscape ornamentals, make no more than 2 applications per year of this product and/or any product containing benfluralin. For landscape ornamentals, do not apply more than 4 lbs ai/A benfluralin per year. For fall treatments on or near ornamental bulbs, do not make more than 2 applications per year and do not apply more than 1.5 lb ai/A benfluralin per year to coarse soils or 2.25 lbs ai/A benfluralin per year to medium and fine soils. For treatment on or near ornamental bulbs made February through March, do not make more than 3 applications of products containing benfluralin and do not apply more than 2.25 lbs ai/A benfluralin per year. Not for use on home lawns. Do not apply this product in a way that will contact workers or other persons (or pets), either directly or through drift. Only protected handlers may in the area during application. This product must be watered in as soon as possible after application. Watering-in must be performed by the commercial applicator or the commercial applicator must provide the following instructions to the owner in writing: This product must be watered in as soon as possible. Do not enter or allow others (including children or pets) to enter the treated areas (except those involved in the watering) until the watering-in is complete and the surface is dry. Other than crops (or farms) listed on this labeling, do not plant or transplant crops in the treated area for least 12 months following an application of this product. Do not graze livestock in treated areas. Not for use on field-grown or container-grown ornamentals.

FERTILIZER with STARTEEM® # 3

8 of 12

A PRE-EMERGENCE HERBICIDE COMBINATION FOR USE ON LAWNS AND AROUND ORNAMENTAL PLANTS ON GOLF COURSES, PARKS, ATHLETIC FIELDS, CEMETERIES, UNIVERSITIES, FEDERAL, MUNICIPAL, CORPORATE LAWNS and SOD FARMS

PRECAUTIONS IN USING: For St. Augustine grass and Bentgrass turf. DO NOT exceed the rate of one application of each STARTEEM #1 and STARTEEM #2 or #3 per 1,000 sq. ft. / year. DO NOT apply to Bentgrass turf mowed less than 3/8 inches. This product may cause discoloration of Bentgrass, Bermudagrass and St. Augustinegrass but this discoloration is temporary and normally outgrown within 2 to 3 weeks. Avoid contact with flowers and shrubs except as recommended elsewhere for ornamental plants on this label. DO NOT apply to newly seeded areas. Seeding into treated areas should be delayed until 4 months after treatment except as noted above. DO NOT apply to Dichondra or Centipede grass. DO NOT use on golf course putting greens or tees because of the varying cultural practices used.

FOR SPRING APPLICATION ON GOLF COURSES UNDER TURF MANAGEMENT

Use the STARTEEM-SPLIT application!

Weed control and better turf management can be programmed by using the "STARTEEM-SPLIT" weed control program. Starting 40 to 60 days before expected weed seed germination, apply STARTEEM #1 at a rate of 200 lbs. per acre and follow within 60 days with an application of STARTEEM #2 at the 200 lb. per acre rate. This program supplies 2.5 lbs. of Oxadiazon per acre, per year and 2.5 lbs. of the combination of the Benefin and Trifluralin per acre, per year.

If "Hard-To-Kill" weeds (as listed below) with the asterisk (*) are known to be prevalent in the turfgrass area, use STARTEEM® #3 as the second application after STARTEEM® #1 applied at 200 lbs. per acre (equal to the 4.6 lbs per 1,000 sq ft)

Controls Annual Broadleaf Weeds and Annual Grasses			
Annual Bluegrass	*Evening Primrose	**Jungle Ricegrass	Sow Thistle
Annual Sedge	Fireweed	Lambsquarter	Speedwell
*Barnyardgrass	Field Sandbur	**Liverwort	Spotted Catsear
Bittergrass	Foxtail; Green, Bristly	Oxalis	Spurge; Garden, Petty'
Carpetweed	Fall Panicum	**Panama Paspalum	**Prostrate
Carpetgrass	Florida Pusley	Pennsylvania Smartweed	Stinging Nettle
Common Groundsel	**Galinsoga	Redroot Pigweed	*Swinecress
Common Purslane	Golden Ragwort	Sensitive Plant	Virginia Buttonweed
Crabgrass	*Goosegrass	Shepardspurse	Yellow Woodsorrel

Use the STARTEEM® #1 and STARTEEM® #2 SPLIT application for control of these weeds listed above not bearing the asterisk (). For hard-To-Kill weeds use STARTEEM #3 as second application.

NOTE: For newly seeded lawns do not apply this product until after the second or third cutting. For best turf management, place new grass seed in the fall of the year. Spring pre-emergence weed control can then be applied.

SPREADER SETTINGS			
Spreader Settings for	STARTEEM® #1	STARTEEM® #2	STARTEEM® #3
Cyclone B3-Pro	#x.x	#x.x	#x.x
For Scotts Pro R-8A	#x.x	#x.x	#x.x

All STARTEEM products #1; #2; and #3 apply at 200 lbs / Acre = to 4.6# / 1,000 sq. ft.

Plan on an approximately 3 mph spreader speed to obtain best coverage. Know the exact square footage of your area before application. Incorrect application can result in turf damage or poor weed control.

FOR SPRING APPLICATION TO UNIVERSITY, FEDERAL, CORPORATE, MUNICIPAL LAWNS, CEMETERIES, PARKS, ATHLETIC FIELDS, SOD FARMS, CONDOMINIUMS, UNDER MANAGEMENT. FOR PRE-EMERGENCE WEED CONTROL, use a STARTEEM®-SPLIT PROGRAM!

STARTEEM® may be applied to "established" varieties of perennial Bluegrass, Bentgrass (see restrictions), Bermudagrass, Buffalograss, Perennial Ryegrass, St. Augustinegrass, Seashore Paspalum, Tall Fescue, and Zoysiagrass. Weed control and better turf management can be programmed by using the "STARTEEM-SPLIT" weed control program. Starting 40 to 60 days before expected weed seed germination, apply STARTEEM® #1 at a rate of 4.6 lbs per 1,000 sq. ft. and follow with a second application using STARTEEM® #2 at the same rate; within 60 days. This program supplies 2.5 lbs of Oxadiazon per acre, per year and 2.5 lbs of the combination of the Benfluralin and Trifluralin per acre, per year.

If "Hard-To-Kill" weeds, as listed below with the asterisk (*) are known to be prevalent in the area, use STARTEEM® #3 as the second application after STARTEEM® #1 applied at 200 lbs per acre (equal to the 4.6 lbs per 1,000 sq. ft.)

WHEN TO APPLY AFTER OVERSEEDING TURF

Do not apply to over-seeded turf within 60 days after seeding or until after the second mowing, whichever is longer. Injury to desirable seedlings is likely if this product is applied before seedling secondary roots are in the second inch of soil, not thatch plus soil.

WHEN TO OVERSEED AFTER APPLICATION

This product will inhibit the germination of turf species if overseeded too soon after application. Delay overseeding or reseeding 60 to 90 days.

FERTILIZER with STARTEEM® # 3

9 of 12

A PRE-EMERGENCE HERBICIDE COMBINATION FOR USE ON LAWNS AND AROUND ORNAMENTAL PLANTS ON GOLF COURSES, PARKS, ATHLETIC FIELDS, CEMETERIES, UNIVERSITIES, FEDERAL, MUNICIPAL, CORPORATE LAWNS and SOD FARMS

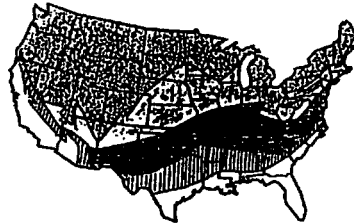
Controls Annual Broadleaf Weeds and Annual Grasses

Annual Bluegrass
Annual sedge
*Barnyardgrass
Bittercress
Carpetweed
Carpetgrass
Common Groundsel
Common Purslane
Crabgrass
*Evening Primrose
Fireweed
Field Sandbur






Fall Panicum
Florida Pusley
*Galinsoga
Golden Ragwort
*Goosegrass
**Jungle Ricegrass
Lambsquarter
**Liverwort
Oxalis
**Panama Paspalum
Pennsylvania Smartweed

Redroot Pigweed
Sensitive plant
Shepardspurse
Sow Thistle
Speedwell
Spotted Catsear
Spurge, Garden, Petty,
**Prostrate
Stinging Nettle
*Swinecress
Virginia Buttonweed
Yellow Woodsorrel

Approximate Crabgrass Seed Germination Dates In the U.S.A.



Approximate Date


-  After May 30
-  After May 10
-  After April 20
-  After March 20
-  January 1 to March 20

NOTICE: Buyer and user assume all risk and liability of use, storage and/or handling of this product not in accordance with the terms of this label.

Net Weight 50 Pounds

Harrell's, Inc.
P. O. Box 807 * Lakeland, FL 33802

Batch No.



FERTILIZER with STARTEEM® # 3

10 of 12

A PRE-EMERGENCE HERBICIDE FOR USE ON LAWNS AND ORNAMENTAL PLANTS ON GOLF COURSES, NURSERIES, GARDEN CENTERS, PARKS, and MUNICIPAL, FEDERAL, CORPORATE LAWNSCAPES.

ESTABLISHED ORNAMENTALS & GROUND COVERS		ESTABLISHED ORNAMENTALS & GROUND COVERS	
COMMON NAME	SCIENTIFIC NAME	COMMON NAME	SCIENTIFIC NAME
Abutilon	Abutilon pictum	Heather, Scotch	Calluna vulgaris
Acacia	Acacia spp.	Heliotropium	Heliotropium arborasc
Agapanthus	Agapanthus africanis	Hemlock, Canada	Tsuga Canadensis
Allamanda, common	Allamanda cathartica	Hibiscus	Hibiscus, spp.
Andromeda	Pieris spp.	Honeysuckle	Lonicera, spp.
Aralia	Aralia spinosa	Holly	Ilex, spp.
Arborvita	Thuja spp.	Ice Plant	Carpobrotus edule
Ash, Green	Frzinus pennsylvanica	Ilima	Sida fallax
Azalea	Rhododendron	Ivy, Algerian	Hedera canariensis
Baby's Brreath	Gypsophila paniculate	Ivy, English	Hedera helix
Bald Cypress	Takodium distichum	Jasmine, Orange	Murray paniculeta
Bamboo, Feathery	Bambusa vulgaris	Jasmine, Primrose	Jasminum mesnyi
Banyan, Weeping	Ficus benghalensis	Jasmine, Star	Trachelospermum jasminicoides
Barberry	Berberis spp	Jasmine, Showy	Jasminum floridum
Beefsteak Plant	Acalypha wilkesiana	Juniper	Juniperis, spp.
Bearberry	Arctostaphylos uva-ursi	Justica	Justice brandegeana
Beech, European	Fagus sylvatica	Kwanzan Cherry	Prunus serrulata
Birch, Paper	Betula papyrifera	Lamb's Ear	Stachys byzantina
Blanket Flower	Gaillardia aristate	Lantana, Trailing	Lantana montividenis
Blazing Star	Liatris spicate	Lapalapa	Cheirodendron, spp.
Boxwood, Japanese	buxus microphyllia	Larch, European	Larix deciduas
Boxwood, Common	Buxus semperirens	Laurel, English	Prunus laurocerasus
Bougainvillea	Bouganvillea spectablis	Leopards -- Bane	Doronicum cordatum
Brassaia, Dwarf	Brassaia actinophyllia	Leucothoe, Coast	Leucothoe exillaris
Buddleia	Buddleia davidii	Leucothoe, Drooping	Leucothoe fontanesia
Bugleflower	Ajuga reptans	(catesbaei)	
Callistemon	Callistemon lanceolata	Lily of the Nile	Agapanthus, umbellatus
Camelia, common, Jap	Camelia japonica	Lilac	syringa, spp.
Camelia, Sasanqua	Camelia sasanqua	Littleleaf Linden	Tilia cordate
Candytuft	Iberis sempirirons	Loquat	Eriobotrya japonica
Carissa	Carissa macrocarpa	Magnolia	Magnolia, spp.
Camation	Dianthus caryophyllus	Mahonia, Grape Holly	Mahonia aquifolium
Ceanothus	Ceanothus americanus	Money Tree	Pleomale marginata
Cedar, Red	Juniperus virginiana	Murraea	Murraea exotica
Cedar, Atlas	Cedrus atlantica	Murraea	Murraea exotica
Cistus	Cistus purpureus	Murraea	Murraea paniculata
Citrus, Ornamental		Myoporum	Myoporum laetum
Grapefruit	Citrus paradisi	Myrtle	Myrtus communis
Lemon	Citrus Limon	Nandina	Nandina domestica
Lime	Citrus aurentifolia Bears	Oak	Quercus, spp.
Mandarin	Citrus reticulata	Ochana	Ochana serrulate
Tangelo	Citrus Xtangelo Minneola	Ohai	Samanea samanerium
Tangerine	Citrus reticulata var. tangerine	Oleander	Oleander
Temple	Citrus knobilis Temple	Orthosiphon	Orthosiphon stamineus
Cuban Shaddock	Citrus maxima	Osmanthus	Osmanthus heterophyllus
Valencia	Citrus sinensis	Pachysandra	Pachysandra terminalis
Washington Navel	Citrus sinensis	Palm, Bamboo	Rhapi excelsa
Cleyera	Cleyera japonica	Palm Fishtail	Caryota, spp.
Coreopsis	Coreopsis lanceolate	Palm, Licuala	Licualo Thumb.spp.
Coromandel	Asytasia gangentica	Palm Macarthur	Plychosperme macarthurii
Cotoneaster	Cotoneaster, spp.	Palm, Mabnee	Euterpe, spp
Crabapple	Malus, spp.	Palm manila	Veitchia merillii
Crapemyrtle	Lagerstroemia indica	Palm, Parlor	Collinia elegans
Chrysanthemum	Chrysanthemum, spp.	Palm Rattan	Deemonorops, spp.
Cypress	Cupressus, spp.	Palm, Scaling Wax	Cytrostachyus lakka
Cypress, Leyland	Cupressocyparis leylandii	Palm, Sugar	Arengae sacchanifera
Dahlia	Dahlia, spp	Paperbark Tree	Melateuca leucandendra
Daphne, Fragrant	Daphne odora	Peony	Peonia, spp.
Deutzia, Slender	Deutzia gracilis	Periwinkle, common	Vinca minor
Dieffenbachia	Dieffenbachia, spp.	Periwinkle, Large	Vinca major
Dogwood, Common	Comus florida	Photinia, Frasers	Photinis frasieri
Dogwood, Redosier	Comus stollenifera	Poinciana	Dolonix regea
Dogwood, Kousa	Comus kousa	Pine	Pinus spp.
Douglas fir	Pseudotsuga menziesii	Pittosporum, Japanese	Pittosporum tobira
Elm	Ulmus, spp.	Plum, Natal	Carissa macrocarpa
Escallonia	Escallonia, spp.	Podocarpus, Yew	Podocarpus macrophyllis
Eucalyptus	Eucalyptus, spp.	Pomegranite	Punica granatum
Euryops, Gray Leaved	Euryops pectinatus	Poplar	Populus spp.
Euonymus, Spreading	Euonymus kiautshavicus	Potentilla	Potentilla fruticosa
Euonymus, Wintercreeper	Euonymus fortunei	Potentilla	Potentilla fragiformis
Falsecypress, Hinoki	Chaemeacyparis obtuse	Privet	Ligustrum, spp
Falsecypress, Japanese	Chaemeacyparis pisifera	Protea species	Banksis menresi
Flowering Quince	Chaenomeles speciosa		Leucodendron discolor
Forsythia	Forsythia intermedia		Leucospermum
Gardenia	Gardenia jazminoides		Cordifolium
Gazania Trailing	Gazania uniflora / eucoleana	Pyracantha	Protea eximia
Ginkgo	Ginkgo biloba	Raphiolepis	Pyracantha coccinea
Gladiolas	Gladiolus, spp.	Redwood, Dawn	Raphiolepis umbellate
Golden Raintree	Koelreuteria paniculata	Metasequoia	Raphiolepis umbellate
		Rhododendron	Rhododendron spp.

FERTILIZER with STARTEEM® # 3

11 of 12

A PRE-EMERGENCE HERBICIDE FOR USE ON LAWNS AND ORNAMENTAL PLANTS ON GOLF COURSES, NURSERIES, GARDEN CENTERS, PARKS, and MUNICIPAL, FEDERAL, CORPORATE LAWNSCAPES.

ESTABLISHED ORNAMENTALS & GROUND COVERS

COMMON NAME	SCIENTIFIC NAME	COMMON NAME	SCIENTIFIC NAME
Rose, spp.	Rose, spp.	Sweet William	Dianthus barbatus
Russian Olive	Eleagnus angustifoli	Syzygium	Syzygium paniculatum
Sargent Cherry	Pruus sergentii	Trailing African Daisy	Osteospermum fruticosum
Scotch Broom	Cytisus scoparius	Viburnum	Viburnum, spp.
Sedum	Sedum album	Wedelia	Wedelia trilobata
Serviceberry, Saskatoon	Amelanchier ainifolia	Wisteria, Chinese	Wisteria sinensis
Spruce	Picea, spp.	Witchhazel, common	Hamamelis virginiana
Statice	Limonium, spp.	Woodwaxen, common	Genista tinctoria
St. Johnswort	Goldencup	Hypericum patulum	
St. Johnswort	Golden Hypericum		
Strawberry Tree	Arbutus unedo	Woolly Thyme	Thymus
Sumac, Staghorn	Rhus typhina	Xylosma	pseudolanugirosis
		Yew	Taxus spp.

For use on plants that will not bear edible fruit within 1 year of application.

NEW TRANSPLANTED ORNAMENTAS AND GROUND COVERS

COMMON NAME	SCIENTIFIC NAME
Blanket Flower	Gaillardia aristata
Brassaia, Dwarf	Brassia actinophylla
Camelia	Camelia japonica
Carnation	Diianthus caryophyllus
Cedar, Red	Juniperus atlantica
Coromandel	Asystesia gangentica
Dogwood, Flowering	Cornus florida
Elm	Ulmus, spp.
Forsythia	Forsythia intermedia
Gazania, Trailing	Gazania uniflora leucocoleana
Hackberry	Celtis occidentalis
Ivy, Algerian	Hedera canariensis
Ivy, English	Hedera Helix
Hemlock, Canada	Tsuga canadensis
Holly	Ilex, spp.
Ice Plant	Carpobrotus edule
Juniper	Juniperus, spp.
Leopards-Bane	Doronicum cordatum
Metallic Plant	Hemigraphis colorata
Oak	Quercus, spp.
Periwinkle, Common	Vinca minor
Periwinkle, Large	Vinca major
Pine	Pinus, spp.
Poplar	Populus, spp.
Privet	Ligustrum, spp.
Protea Species	Bnksia menlesii
	Leucadendron discolor
	Leucospermum
	Cordifolium
	Protea exinia
Rhododendron	Rhododendron, spp.
Russian Olive	Eleagnus angustifolia
Spruce	Picea, spp.
Trailing African Daisy	Osteospermum fruticosum
Wedelia	Wedelia trilobata
Wisteria, Chinese	Wisteria sinensis

Use on Lawns, Nurseries, Parks, Cemeteries, Garden Centers, University Campus Grounds, Ornamental landscapes, for pre-emergence weed control around Ornamental Shrubs, Vines, Trees and Ground Covers.

WHERE, HOW MUCH AND WHEN TO USE around ORNAMENTALS

STARTEEM® pre-emergence herbicides can be applied anytime of the year prior to weed seed germination to both newly transplanted and established actively growing or dormant ornamental plants where both weed control and fertilization is desired. The fertilizer value of STARTEEM® products can be tailored for your "special order" soil needs. Rainfall or overhead irrigation will improve weed control activity.

Do not mix into soil. Disturbing or cultivating the soil after treatment may reduce weed control results. Do not apply granules to wet foliage or under conditions in which granules will collect on leaves, if so, sprinkler-irrigate the plants to move granules off foliage and down to soil level. Do not apply in greenhouses as plant injury may likely result.

For best pre-emergence weed control around these ornamental plants first remove any existing weed growth. Rake, cultivate and smooth the soil surface by breaking-up clumps. Apply before weed seeds germinate (see map for regions) by broadcasting the granules evenly over the prepared soil.

FERTILIZER with STARTEEM® # 3

12 of 12

A PRE-EMERGENCE HERBICIDE FOR USE ON LAWNS AND ORNAMENTAL PLANTS ON GOLF COURSES, NURSERIES, GARDEN CENTERS, PARKS, and MUNICIPAL, FEDERAL, CORPORATE LAWNSCAPES.

For over all pre-emergence weed control around ornamentals as listed on this label with or without the asterisk use the STARTEEM 1-3 SPLIT Program. First apply STARTEEM #1 OR #2 40 to 60 days before weed seeds germinate; at 200 lbs per acre (equal to 4.6lbs per 1,000 sq. ft.) and follow within 60 days with the second application using STARTEEM #3 at the same rate; 200 lbs per acre.

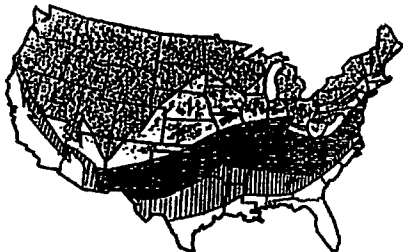
STARTEEM-SPLIT Application Rates to apply around Ornamentals

FIRST APPLICATION – 40 to 60 days before weed seed germination use STARTEEM #1 or #2 – at 200 # / acre
 SECOND APPLICATION – applied within 60 days of the first application use STARTEEM #3 – at 200 lbs / acre

ANNUAL BROADLEAF WEEDS AND ANNUAL GRASSES

- | | | |
|-------------------|------------------------|-----------------------|
| Annual Bluegrass | Fall Panicum | Redroot Pigweed |
| Annual Sedge | Florida Pusley | Sensitive Plant |
| *Barnyardgrass | *Galinsoga | Shepardspurse |
| Bittercress | Golden Ragwort | Sow thistle |
| Carpetweed | *Goosegrass | Speedwell |
| Carpetgrass | *Jungle Ricegrass | Spotted Catsear |
| Common Groundsel | Lambsquarter | Spurge; Garden; Petty |
| Common Purslane | *Liverwort | *Prostrate |
| Crabgrass | Oxalis | Stinging Nettle |
| *Evening Primrose | *Panama Paspalum | *Swinecress |
| Fireweed | Pennsylvania Smartweed | Virginia Buttonweed |
| Field Sandbur | | Yellow Woodsorrel |

Crabgrass Seed Germination Dates



- Approximate Date
- After May 30
 - After May 10
 - After April 20
 - After March 20
- Mid-north & northwestern
 Upper/mid-states & northeast
 Lower mid-states
 Upper southern states
 Warm season states

FOREST NURSERY APPLICATION

Common Name	Scientific Name
Pine, Loblolly	Pinus, taeda
Pine, Eastern White	Pinus, Strobus
Pine, Slash	Pinus, Canbaea

SENSITIVE PLANTS

Under certain growing conditions, the plant varieties listed below may be sensitive to this product. Growers should evaluate usage on a small scale prior to large scale applications.

PLANT SPECIES	VARIETIES
Andromeda (pieris jaonica)	Snowdrift, Temple Belt
Azalea	Pink Champagne, Hershey, Rhododendron spp. Leuchtenauer, Memoire John Hearrens, Hino Crimson, White Grandeur, Everest, Girard Roberta
Cotoneaster	Eichholz, Himalayan, Shangri-la (Cotoneaster spp)
Crapemyrtle (Lagerstroemis indica)	Petite Red Imperial, and Seminole Bush
Heath, Spring (Erica cameo)	Mediterranean Pink
Hemlock, Canada (Tsuga Canadensis)	Pendula
Hibiscus (Hibiscus Syriacus)	Red Heart
Rhododendron	Daphnoides, Nova Lentia, Rhododendron spp, Calawba Album
Spruce, Norway (Picea abies)	Pumila
Spruce, White (Picea glauca)	Densata
Viburnum (Viburnum spp)	Davidii

Net Weight 50 Pounds
Harrell's, Inc.
 P. O. Box 807 * Lakeland, FL 33802

NOTIFICATION

APR 16 2009

Batch No.