

Please read instructions on reverse before completing form.

Form Approved OMB No 2070-0060. Approval expires 11-30-93

(A) 	United States Environmental Protection Agency Office of Pesticide Programs (H7505C) Washington, DC 20460 Application for Pesticide:	<input type="checkbox"/> Registration <input checked="" type="checkbox"/> Amendment <input type="checkbox"/> Other	OPP Identifier Number 188640
----------------	---	---	--

Section I		
1. Company/Product Number 52251-43	2. EPA Product Manager Lewis	3. Proposed Classification <input checked="" type="checkbox"/> None <input type="checkbox"/> Restricted
4. Company/Product (Name) SECTAGON 42	PM# 21	
5. Name and Address of Applicant (Include ZIP Code) Oregon-California Chemicals, Inc. 29454 Meadowview Rd. Junction City, OR 97448 <input type="checkbox"/> Check if this is a new address		6. Expedited Review. In accordance with FIFRA Section 3(c)(3) (b)(i), my product is similar or identical in composition and labeling to: EPA Reg. No. _____ Product Name _____

Section II	
<input checked="" type="checkbox"/> Amendment - Explain below <input type="checkbox"/> Resubmission in response to Agency letter dated _____ <input type="checkbox"/> Notification - Explain below.	<input type="checkbox"/> Final printed labels in response to Agency letter dated _____ <input type="checkbox"/> "Me Too" Application. <input type="checkbox"/> Other - explain below.

Explanation: Use additional page(s) if necessary. (For section I and Section II.)

- Relocation of statement regarding California Technical Bulletin (see highlighted old and new labels); correction of title of California Technical Bulletin.
- Add "For terrestrial uses" per PR 93-3 Environmental Protection Agency **NOTIFICATION LABEL NOT REVIEWED PER PR NOTICE 93-03**

DATE **6/29/93**

Section III			
1. Material This Product Will Be Packaged In:			
Child-Resistant Packaging <input type="checkbox"/> Yes* <input checked="" type="checkbox"/> No	Unit Packaging <input type="checkbox"/> Yes <input checked="" type="checkbox"/> No If "Yes," Unit Package wgt. _____ No. per container _____	Water Soluble Packaging <input type="checkbox"/> Yes <input checked="" type="checkbox"/> No If "Yes," Package wgt. _____ No. per container _____	2. Type of Container <input checked="" type="checkbox"/> Metal <input checked="" type="checkbox"/> Plastic <input type="checkbox"/> Glass <input type="checkbox"/> Paper <input type="checkbox"/> Other (Specify) _____
3. Location of Net Contents Information <input checked="" type="checkbox"/> Label <input type="checkbox"/> Container		4. Size(s) of Retail Container 1, 2 1/2, 5, 30, 55, 100, 150, 200, 300, 400, 500, 600, 700, 800, 900, 1000, 1500, 2000, 3000, 4000, 5000, 6000, 7000, 8000, 9000, 10000, 15000, 20000, 30000, 40000, 50000, 60000, 70000, 80000, 90000, 100000, 150000, 200000, 300000, 400000, 500000, 600000, 700000, 800000, 900000, 1000000, 1500000, 2000000, 3000000, 4000000, 5000000, 6000000, 7000000, 8000000, 9000000, 10000000, 15000000, 20000000, 30000000, 40000000, 50000000, 60000000, 70000000, 80000000, 90000000, 100000000, 150000000, 200000000, 300000000, 400000000, 500000000, 600000000, 700000000, 800000000, 900000000, 1000000000, 1500000000, 2000000000, 3000000000, 4000000000, 5000000000, 6000000000, 7000000000, 8000000000, 9000000000, 10000000000, 15000000000, 20000000000, 30000000000, 40000000000, 50000000000, 60000000000, 70000000000, 80000000000, 90000000000, 100000000000, 150000000000, 200000000000, 300000000000, 400000000000, 500000000000, 600000000000, 700000000000, 800000000000, 900000000000, 1000000000000, 1500000000000, 2000000000000, 3000000000000, 4000000000000, 5000000000000, 6000000000000, 7000000000000, 8000000000000, 9000000000000, 10000000000000, 15000000000000, 20000000000000, 30000000000000, 40000000000000, 50000000000000, 60000000000000, 70000000000000, 80000000000000, 90000000000000, 100000000000000, 150000000000000, 200000000000000, 300000000000000, 400000000000000, 500000000000000, 600000000000000, 700000000000000, 800000000000000, 900000000000000, 1000000000000000, 1500000000000000, 2000000000000000, 3000000000000000, 4000000000000000, 5000000000000000, 6000000000000000, 7000000000000000, 8000000000000000, 9000000000000000, 10000000000000000, 15000000000000000, 20000000000000000, 30000000000000000, 40000000000000000, 50000000000000000, 60000000000000000, 70000000000000000, 80000000000000000, 90000000000000000, 100000000000000000, 150000000000000000, 200000000000000000, 300000000000000000, 400000000000000000, 500000000000000000, 600000000000000000, 700000000000000000, 800000000000000000, 900000000000000000, 1000000000000000000, 1500000000000000000, 2000000000000000000, 3000000000000000000, 4000000000000000000, 5000000000000000000, 6000000000000000000, 7000000000000000000, 8000000000000000000, 9000000000000000000, 10000000000000000000, 15000000000000000000, 20000000000000000000, 30000000000000000000, 40000000000000000000, 50000000000000000000, 60000000000000000000, 70000000000000000000, 80000000000000000000, 90000000000000000000, 100000000000000000000, 150000000000000000000, 200000000000000000000, 300000000000000000000, 400000000000000000000, 500000000000000000000, 600000000000000000000, 700000000000000000000, 800000000000000000000, 900000000000000000000, 1000000000000000000000, 1500000000000000000000, 2000000000000000000000, 3000000000000000000000, 4000000000000000000000, 5000000000000000000000, 6000000000000000000000, 7000000000000000000000, 8000000000000000000000, 9000000000000000000000, 10000000000000000000000, 15000000000000000000000, 20000000000000000000000, 30000000000000000000000, 40000000000000000000000, 50000000000000000000000, 60000000000000000000000, 70000000000000000000000, 80000000000000000000000, 90000000000000000000000, 100000000000000000000000, 150000000000000000000000, 200000000000000000000000, 300000000000000000000000, 400000000000000000000000, 500000000000000000000000, 600000000000000000000000, 700000000000000000000000, 800000000000000000000000, 900000000000000000000000, 1000000000000000000000000, 1500000000000000000000000, 2000000000000000000000000, 3000000000000000000000000, 4000000000000000000000000, 5000000000000000000000000, 6000000000000000000000000, 7000000000000000000000000, 8000000000000000000000000, 9000000000000000000000000, 10000000000000000000000000, 15000000000000000000000000, 20000000000000000000000000, 30000000000000000000000000, 40000000000000000000000000, 50000000000000000000000000, 60000000000000000000000000, 70000000000000000000000000, 80000000000000000000000000, 90000000000000000000000000, 100000000000000000000000000, 150000000000000000000000000, 200000000000000000000000000, 300000000000000000000000000, 400000000000000000000000000, 500000000000000000000000000, 600000000000000000000000000, 700000000000000000000000000, 800000000000000000000000000, 900000000000000000000000000, 1000000000000000000000000000, 1500000000000000000000000000, 2000000000000000000000000000, 3000000000000000000000000000, 4000000000000000000000000000, 5000000000000000000000000000, 6000000000000000000000000000, 7000000000000000000000000000, 8000000000000000000000000000, 9000000000000000000000000000, 10000000000000000000000000000, 15000000000000000000000000000, 20000000000000000000000000000, 30000000000000000000000000000, 40000000000000000000000000000, 50000000000000000000000000000, 60000000000000000000000000000, 70000000000000000000000000000, 80000000000000000000000000000, 90000000000000000000000000000, 100000000000000000000000000000, 150000000000000000000000000000, 200000000000000000000000000000, 300000000000000000000000000000, 400000000000000000000000000000, 500000000000000000000000000000, 600000000000000000000000000000, 700000000000000000000000000000, 800000000000000000000000000000, 900000000000000000000000000000, 1000000000000000000000000000000, 1500000000000000000000000000000, 2000000000000000000000000000000, 3000000000000000000000000000000, 4000000000000000000000000000000, 5000000000000000000000000000000, 6000000000000000000000000000000, 7000000000000000000000000000000, 8000000000000000000000000000000, 9000000000000000000000000000000, 10000000000000000000000000000000, 15000000000000000000000000000000, 20000000000000000000000000000000, 30000000000000000000000000000000, 40000000000000000000000000000000, 50000000000000000000000000000000, 60000000000000000000000000000000, 70000000000000000000000000000000, 80000000000000000000000000000000, 90000000000000000000000000000000, 100000000000000000000000000000000, 150000000000000000000000000000000, 200000000000000000000000000000000, 300000000000000000000000000000000, 400000000000000000000000000000000, 500000000000000000000000000000000, 600000000000000000000000000000000, 700000000000000000000000000000000, 800000000000000000000000000000000, 900000000000000000000000000000000, 1000000000000000000000000000000000, 1500000000000000000000000000000000, 2000000000000000000000000000000000, 3000000000000000000000000000000000, 4000000000000000000000000000000000, 5000000000000000000000000000000000, 6000000000000000000000000000000000, 7000000000000000000000000000000000, 8000000000000000000000000000000000, 9000000000000000000000000000000000, 10000000000000000000000000000000000, 15000000000000000000000000000000000, 20000000000000000000000000000000000, 30000000000000000000000000000000000, 40000000000000000000000000000000000, 50000000000000000000000000000000000, 60000000000000000000000000000000000, 70000000000000000000000000000000000, 80000000000000000000000000000000000, 90000000000000000000000000000000000, 100000000000000000000000000000000000, 150000000000000000000000000000000000, 200000000000000000000000000000000000, 300000000000000000000000000000000000, 400000000000000000000000000000000000, 500000000000000000000000000000000000, 600000000000000000000000000000000000, 700000000000000000000000000000000000, 800000000000000000000000000000000000, 900000000000000000000000000000000000, 1000000000000000000000000000000000000, 1500000000000000000000000000000000000, 2000000000000000000000000000000000000, 3000000000000000000000000000000000000, 4000000000000000000000000000000000000, 5000000000000000000000000000000000000, 6000000000000000000000000000000000000, 7000000000000000000000000000000000000, 8000000000000000000000000000000000000, 9000000000000000000000000000000000000, 10000000000000000000000000000000000000, 15000000000000000000000000000000000000, 20000000000000000000000000000000000000, 30000000000000000000000000000000000000, 40000000000000000000000000000000000000, 50000000000000000000000000000000000000, 60000000000000000000000000000000000000, 70000000000000000000000000000000000000, 80000000000000000000000000000000000000, 90000000000000000000000000000000000000, 100000000000000000000000000000000000000, 150000000000000000000000000000000000000, 200000000000000000000000000000000000000, 300000000000000000000000000000000000000, 400000000000000000000000000000000000000, 500000000000000000000000000000000000000, 600000000000000000000000000000000000000, 700000000000000000000000000000000000000, 800000000000000000000000000000000000000, 900000000000000000000000000000000000000, 1000000000000000000000000000000000000000, 1500000000000000000000000000000000000000, 2000000000000000000000000000000000000000, 3000000000000000000000000000000000000000, 4000000000000000000000000000000000000000, 5000000000000000000000000000000000000000, 6000000000000000000000000000000000000000, 7000000000000000000000000000000000000000, 8000000000000000000000000000000000000000, 9000000000000000000000000000000000000000, 100, 15000000000000000000000000000000000000000, 200, 300, 400, 500, 600, 700, 800, 900, 1000, 1500, 2000, 3000, 4000, 5000, 6000, 7000, 8000, 9000, 100, 15000, 200, 300, 400, 500, 600, 700, 800, 900, 1000, 1500, 2000, 3000, 4000, 5000, 6000, 7000, 8000, 9000, 100, 150	

NEW - 5/1/14

**PRECAUTIONARY STATEMENTS
HAZARDS TO HUMANS AND DOMESTIC ANIMALS**

DANGER

Corrosive, causes eye and skin damage. Do not get in eyes, on skin, or on clothing. Harmful or fatal if swallowed. Do not breathe vapor or spray mist. Use proper protective clothing when handling (see Protective Clothing and Equipment Statement). Wash hands, arms and face thoroughly with soap and water after handling and before eating or smoking. Wash clothing and shoes before reuse. Do not apply to food or forage. Do not apply this product in such a manner as to directly or through drift expose workers or other persons. The area being treated must be vacated by unprotected persons.

ENVIRONMENTAL HAZARDS

This product is toxic to fish. For terrestrial uses, do not apply directly to water or to areas where surface water is present, or to intertidal areas below the mean high water mark. Do not apply where runoff is likely to occur. Do not apply when weather conditions favor drift from areas treated. Do not contaminate water when disposing of equipment wash water. Apply this product only as specified on this label.

USE PRECAUTIONS

Keep off desirable lawns and plants. Do not apply within 3 feet of the drip line of desirable plants, shrubs or trees. Do not use in confined areas without adequate ventilation OR where fumes may enter nearby dwellings containing desirable growing plants. Do not use in greenhouses. Keep container tightly closed when not in use. Do not store near feed or food.

STORAGE AND DISPOSAL

Do not contaminate water, food, or feed by storage or disposal.

STORAGE: Store in a cool, dry place. Keep container closed when not in use. Do not store below 0° F. Product crystallizes at lower temperature. Warm or store at higher temperatures and mix to redissolve crystals and assure uniformity before use.

Do not stack more than three drums high. Leaking or damaged drums should be placed in overpack drums for disposal. Spills should be absorbed in sawdust or sand and disposed of in a sanitary landfill. Keep container closed when not in use.

PESTICIDE DISPOSAL: Pesticide wastes are toxic. Improper disposal of excess pesticide, spray mixture, or rinsate is a violation of Federal Law. If these wastes cannot be disposed of by use according to label instructions, contact your State Pesticide or Environmental Control Agency, or the Hazardous Waste representative at the nearest EPA Regional Office for guidance.

CONTAINER DISPOSAL: Triple rinse (or equivalent). Then offer for recycling or reconditioning, or puncture and dispose of in a sanitary landfill, or incineration, or, if allowed by state and local authorities, by burning. If burned, stay out of smoke.

BEST AVAILABLE
OR-CAL

SECTAGON 42

FUMIGANT SOLUTION FOR A&E

For suppression of: Nematodes, Fungi, Bacteria, Weeds, Weevils

ACTIVE INGREDIENTS

Sodium methyldithiocarbamate (anhydrous)
INERT INGREDIENTS
TOTAL

Contains 4.22 lbs. active ingredient per

**KEEP OUT OF REACH OF CHILDREN
DANGER PELIGRO**

PRECAUTION AL USUARIO: Si usted no lee ingles, no use esta etiqueta haya sido explicada ampliamente.

STATEMENT OF PRACTICAL TREATMENT

FIRST AID: Immediately start the procedures given below and call a physician, or the nearest hospital. Report the type and extent of exposure, victim's symptoms, and follow the advice given.

If on skin: Immediately flush skin with large amounts of running water while removing contaminated clothing and shoes. Get medical attention immediately.

If in eyes: Immediately flush eyes with large amounts of running water. Hold eyelids apart to ensure rinsing of the entire surface of the eye. Get medical attention immediately.

If inhaled: Remove to fresh air. If not breathing, clear airway by mouth-to-mouth artificial respiration. If breathing is difficult, get medical attention immediately.

If swallowed: Immediately give several glasses of water but do not induce vomiting unless advised by a physician. If vomiting does occur, give fluids again. Have a physician determine if medical attention is needed. Do not induce vomiting or evacuation of stomach. Do not give anything to an unconscious person.

Oregon-California Chemicals, Inc.
29454 Meadowview Road
Junction City, OR 97448

NET CONTENTS

US

BEST AVAILABLE COPY

PROTECTIVE CLOTHING AND EQUIPMENT REQUIREMENTS

1. The following protective clothing and equipment are required to be used by persons actually engaged in carrying out any operations that are likely to involve direct contact with SECTAGON 42 including mixing-loading, equipment calibrations or adjustments, clean up and repair of application equipment (equipment includes, but is not restricted to, chemigation equipment, shanks, tillers, drop lines, and holding tanks); sampling; clean up of spills; fumigant transfer; and rinstate disposal, or by any other person engaging in activities likely to result in direct contact with the product. This protective equipment must also be used for any operations that are done within 6 feet of unshielded, pressurized hoses containing SECTAGON 42.

- a. A properly FIT TESTED NIOSH- or MSHA-approved half-face respirator with organic vapor cartridges plus non-venting chemical goggles, or a NIOSH- or MSHA- approved full-face respirator with organic vapor cartridges.
- b. Body covering that has long sleeves and long pants. When a closed system is not used, mixers and loaders must also wear a chemical resistant apron or cloth coveralls.
- c. Chemical resistant gloves and boots.

2. The following protective clothing must be worn at all times by persons operating or monitoring application equipment or entering treated fields within 48 hours after completion of application.

- a. Chemical resistant footwear
- b. Body covering that has long sleeves and long pants.

3. The following protective clothing and equipment must be immediately available at all times for use by persons operating tractor drawn ground application equipment or monitoring application equipment, or entering treated fields within 48 hours after completion of application.

- a. A properly FIT TESTED NIOSH- or MSHA-approved half-face respirator with organic vapor cartridges plus non-venting chemical goggles, or a NIOSH- or MSHA- approved full-face respirator with organic vapor cartridges. This equipment must be worn when the pungent, rotten egg odor of SECTAGON 42 is detected.
- b. Chemical resistant gloves. These must be worn when a person is engaged in carrying out any operation that is likely to involve direct contact with the product, including those operations listed in Paragraph 1., above.

RE-ENTRY AND WORKER SAFETY STATEMENT

Do not apply this product in such a manner as to directly or through drift expose workers or other persons. The area being treated must be vacated by unprotected persons. Do not enter treated areas for 48 hours after application unless protective clothing is worn. (Chemical resistant footwear and body covering with long sleeves and long pants; a respirator, if odor is detected and chemical resistant gloves if direct contact with the product is involved).

Because certain states may require more restrictive re-entry intervals for various crops treated with this product, consult your State Department of Agriculture for further information.

Written or oral warnings must be given to workers who are expected to be in treated areas or in an area to be treated with this product.

Oral warnings must include the exact information specified in the written warnings. When oral warnings are given, warnings shall be given in a language customarily understood by workers. Oral warnings must be given if there is reason to believe that written warnings cannot be understood by workers.

Oral and written warnings must include the following information:

DANGER: Area treated with metam-sodium on (DATE)_____. Do not enter without appropriate protective clothing for 48 hours after application. In case of accidental exposure see Statement of Practical Treatment found on the SECTAGON 42 label.

- Posting is required if a tarp is not used to cover treated area. Consult your State Department of Agriculture for further information.
- Posting is not required when a tarp is used to cover treated areas.

DIRECTIONS FOR USE

It is a violation of Federal Law to use this product in a manner inconsistent with its labeling. Use only according to label booklet and/or side panel instructions. Refer to supplemental labeling entitled Booklet, for use directions for chemigation. Do not apply this product through any irrigation system unless the supplemental labeling on chemigation is followed.

CALIFORNIA ONLY: Application must be in compliance with Technical Information Bulletin - California "Guidelines For All Application Methods For Metam Sodium in California". This information bulletin may be obtained from your local pesticide dealer or a metam-sodium registrant.


READ ALL LABEL DIRECTIONS BEFORE USING

3914

10/2/0

**CONDITIONS OF SALE - LIMITED WARRANTY
AND LIMITATIONS OF LIABILITY AND REMEDIES**

The directions on this label are believed to be reliable and should be followed carefully. Insufficient control of pests and/or injury to the crop to which the product is applied may result from the occurrence of extraordinary or unusual weather conditions, the failure to follow the label directions, or good application practices, all of which are beyond the control of Oregon-California Chemicals, Inc. or seller. In addition, failure to follow label directions may cause injury to crops, animals, man or the environment. Oregon-California Chemicals, Inc. warrants that this product conforms to the chemical description on the label and is reasonably fit for the purpose referred to in the directions for use subject to the factors noted above which are beyond the control of Oregon-California Chemicals, Inc. Oregon-California Chemicals, Inc. makes no other warranties or representations of any kind, express or implied, concerning the product, including no implied warranty of merchantability or fitness for any particular purpose. The exclusive remedy against Oregon-California Chemicals, Inc. for any cause of action relating to the handling or use of this product is a claim of damage and in no event shall damages or any other recovery of any kind against Oregon-California Chemicals, Inc. exceed the price of the product which causes the alleged loss, damage, injury, or other claim. Oregon-California Chemicals, Inc. shall not be liable and any and all claims against Oregon-California Chemicals, Inc. are waived, for special, indirect, incidental, or consequential damages or expense, of any nature, including, but not limited to, loss of profits or income, whether or not based on Oregon-California Chemicals, Inc. negligence, breach of warranty, strict liability in tort or any other cause of action. Oregon-California Chemicals, Inc. and the seller offer this product and the buyer and user accept it, subject to the foregoing conditions of sale and limitation of warranty, liability and remedies.



4
11
8
7

EPA Registration No. 52251-43

FUMIGANT SOLUTION FOR ALL CROPS

For suppression of: Nematodes, Fungi, Bacteria, Weeds, Weed seeds and volunteer seeds.

ACTIVE INGREDIENTS

Sodium methylthiocarbamate (anhydrous)	42.2%
INERT INGREDIENTS	57.8%
TOTAL	100.0%

Contains 4.22 lbs. active ingredient per gallon

KEEP OUT OF REACH OF CHILDREN DANGER PELIGRO

PRECAUTIONAL USUARIO: Si usted no lee ingles, no use este producto hasta que la etiqueta haya sido explicada ampliamente.

STATEMENT OF PRACTICAL TREATMENT

FIRST AID: Immediately start the procedures given below and contact a Poison Center, a physician, or the nearest hospital. Report the type and extent of exposure, describe the victim's symptoms, and follow the advice given.

If on skin: Immediately flush skin with large amounts of running water for at least 15 minutes while removing contaminated clothing and shoes. Get medical attention immediately.

If in eyes: Immediately flush eyes with large amounts of running water for at least 15 minutes. Hold eyelids apart to ensure rinsing of the entire surface of the eye and lids with water. Get medical attention immediately.

If inhaled: Remove to fresh air. If not breathing, clear the victim's airway and start mouth-to-mouth artificial respiration. If breathing is difficult, give oxygen, preferably with a physician's advice. Get medical attention immediately.

If swallowed: Immediately give several glasses of water but do not induce vomiting. If vomiting does occur, give fluids again. Have a physician determine if condition of patient will permit induction of vomiting or evacuation of stomach. Do not give anything by mouth to an unconscious person.

skin, or on clothing. Harmful or fatal if swallowed. Do not breathe vapor or spray mist. Use proper protective clothing when handling (see Protective Clothing and Equipment Statement). Wash hands, arms and face thoroughly with soap and water after handling and before eating or smoking. Wash clothing and shoes before reuse. Do not apply to food or forage. Do not apply this product in such a manner as to directly or through drift expose workers or other persons. The area being treated must be vacated by unprotected persons.

ENVIRONMENTAL HAZARDS

This product is toxic to fish. For terrestrial uses, do not apply directly to water or to areas where surface water is present, or to intertidal areas below the mean high water mark. Do not apply where runoff is likely to occur. Do not apply when weather conditions favor drift from areas treated. Do not contaminate water when disposing of equipment wash water. Apply this product only as specified on this label.

USE PRECAUTIONS

Keep off desirable lawns and plants. Do not apply within 3 feet of the drip line of desirable plants, shrubs or trees. Do not use in confined areas without adequate ventilation OR where fumes may enter nearby dwellings containing desirable growing plants. Do not use in greenhouses. Keep container tightly closed when not in use. Do not store near feed or food.

PROTECTIVE CLOTHING AND EQUIPMENT REQUIREMENTS

1. The following protective clothing and equipment are required to be used by persons actually engaged in carrying out any operations that are likely to involve direct contact with SECTAGON 42 including mixing-loading, equipment calibrations or adjustments, clean up and repair of application equipment (equipment includes, but is not restricted to, chemigation equipment, shanks, tillers, drop lines, and holding tanks); sampling; clean up of spills; fumigant transfer; and rinseate disposal, or by any other person engaging in activities likely to result in direct contact with the product. This protective equipment must also be used for any operations that are done within 6 feet of unshielded, pressurized hoses containing SECTAGON 42.

a. A properly FITTESTED NIOSH- or MSHA-approved half-face respirator with organic vapor cartridge plus non-venting chemical goggles, or a NIOSH- or MSHA-approved full-face respirator with organic vapor cartridges.

BEST AVAILABLE COPY

b. Body covering that has long sleeves and long pants. When a closed system is not used, mixers and loaders must also wear a chemical resistant apron or cloth coveralls.

c. Chemical resistant gloves and boots.

2. The following protective clothing must be worn at all times by persons operating or monitoring application equipment or entering treated fields within 48 hours after completion of application.

a. Chemical resistant footwear

b. Body covering that has long sleeves and long pants.

3. The following protective clothing and equipment must be immediately available at all times for use by persons operating tractor drawn ground application equipment or monitoring application equipment, or entering treated fields within 48 hours after completion of application.

a. A properly **FIT TESTED** NIOSH- or MSHA-approved half-face respirator with organic vapor cartridges plus non-venting chemical goggles, or a NIOSH- or MSHA- approved full-face respirator with organic vapor cartridges. This equipment must be worn when the pungent, rotten egg odor of SECTAGON 42 is detected.

b. Chemical resistant gloves. These must be worn when a person is engaged in carrying out any operation that is likely to involve direct contact with the product, including those operations listed in Paragraph 1., above.

RE-ENTRY AND WORKER SAFETY STATEMENT

Do not apply this product in such a manner as to directly or through drift expose workers or other persons. The area being treated must be vacated by unprotected persons. Do not enter treated areas for 48 hours after application unless protective clothing is worn. (Chemical resistant footwear and body covering with long sleeves and long pants; a respirator, if odor is detected and chemical resistant gloves if direct contact with the product is involved).

Because certain states may require more restrictive re-entry intervals for various crops treated with this product, consult your State Department of Agriculture for further information.

Written or oral warnings must be given to workers who are expected to be in treated areas or in an area to be treated with this product.

Oral warnings must include the exact information specified in the written warnings. When oral warnings are given, warnings shall be given in a language customarily understood by workers. Oral warnings must be given if there is reason to believe that written warnings cannot be understood by workers.

Oral and written warnings must include the following information:

DANGER: Area treated with metam-sod: am on (DATE) _____
Do not enter without appropriate protective clothing for 48 hours after application. In case of accidental exposure see Statement of Practical Treatment found on the SECTAGON 42 label.

- Posting is required if a tarp is not used to cover treated area. Consult your State Department of Agriculture for further information.
- Posting is not required when a tarp is used to cover treated areas.

STORAGE AND DISPOSAL

Do not contaminate water, food, or feed by storage or disposal.

STORAGE: Store in a cool, dry place. Keep container closed when not in use. Do not store below 0° F. Product crystallizes at lower temperature. Warm or store at higher temperatures and mix to redissolve crystals and assure uniformity before use.

Do not stack more than three drums high. Leaking or damaged drums should be placed in overpack drums for disposal. Spills should be absorbed in sawdust or sand and disposed of in a sanitary landfill. Keep container closed when not in use.

PESTICIDE DISPOSAL: Pesticide wastes are toxic. Improper disposal of excess pesticide, spray mixture, or rinsate is a violation of Federal Law. If these wastes cannot be disposed of by use according to label instructions, contact your State Pesticide or Environmental Control Agency, or the Hazardous Waste representative at the nearest EPA Regional Office for guidance.

CONTAINER DISPOSAL: Triple rinse (or equivalent). Then offer for recycling or reconditioning, or puncture and dispose of in a sanitary landfill, or incineration, or, if allowed by state and local authorities, by burning. If burned, stay out of smoke.

CONDITIONS OF SALE - LIMITED WARRANTY AND LIMITATIONS OF LIABILITY AND REMEDIES

The directions on this label are believed to be reliable and should be followed carefully. Insufficient control of pests and/or injury to the crop to which the product is applied may result from the occurrence of extraordinary or unusual weather conditions, the failure to follow the label directions, or good application practices, all of which are beyond the control of Oregon-California Chemicals, Inc. or seller. In addition, failure to follow label directions may cause injury to crops, animals, man or the environment. Oregon-California Chemicals, Inc. warrants that this product conforms to the chemical description on the label and is reasonably fit for the purpose referred to in the directions for use subject to the factors noted above which are beyond the control of Oregon-California Chemicals, Inc. Oregon-California Chemicals, Inc. makes no other warranties or representations of any kind, express or implied, concerning the product, including no implied warranty of merchantability or fitness for any particular purpose. The exclusive remedy against Oregon-California Chemicals, Inc. for any cause of action relating to the handling or use of this product is a claim of damage and in no event shall damages or any other recovery of any kind against Oregon-California Chemicals, Inc. exceed the price of the product which causes the alleged loss, damage, injury, or other claim. Oregon-California Chemicals, Inc. shall not be liable and any and all claims against Oregon-California Chemicals, Inc. are waived.

BEST AVAILABLE COPY

6-14-93

for special, indirect, incidental, or consequential damages or expense, of any nature, including, but not limited to, loss of profits or income, whether or not based on Oregon-California Chemicals, Inc. negligence, breach of warranty, strict liability in tort or any other cause of action. Oregon-California Chemicals, Inc. and the seller offer this product and the buyer and user accept it, subject to the foregoing conditions of sale and limitation of warranty, liability and remedies.

DIRECTIONS FOR USE

For suppression of: Nematodes, Fungi, Bacteria, Weeds, Weed seeds and volunteer seeds.

It is a violation of Federal Law to use this product in a manner inconsistent with its labeling. Use only according to label booklet and/or side panel instructions. Refer to supplemental labeling entitled Booklet, for use directions for chemigation. Do not apply this product through any irrigation system unless the supplemental labeling on chemigation is followed.

CALIFORNIA ONLY: Application must be in compliance with Technical Information Bulletin - California "Guidelines For All Application Methods For Metam Sodium in California". This information bulletin may be obtained from your local pesticide dealer or a metam-sodium registrant.

READ ALL LABEL DIRECTIONS BEFORE USING

PRODUCT INFORMATION

SECTAGON 42 is a water-soluble liquid. When applied to properly prepared soil, the liquid is converted into a gaseous fumigant. After a sufficient waiting period, the gas dissipates, leaving the soil ready for planting. SECTAGON 42 is recommended for the control of weeds, plant parasitic nematodes, and soilborne fungi that cause reductions in the yield and quality of ornamental, food and fiber crops.

SECTAGON 42 will control only those pests in the fumigation zone at the time of treatment. Recontamination may occur subsequent to the fumigant's dissipation from the soil.

Weeds and germinating weed seeds that are controlled include annual bluegrass, Bermudagrass, chickweed, dandelion, ragweed, henbit, lambsquarter, Amaranthus sp. (pigweed, careless weed), watergrass, Johnsongrass, nutgrass, wildmorning glory, purslane, banyardgrass, crabgrass, goundsel, prickly lettuce, pineappleweed, nettleleaf, goosefoot, nightshade, Shepherdspurse, stinging nettle, Malva, London rocket, and

fiddleneck. The best weed control is obtained when SECTAGON 42 is applied to weeds that are actively growing.

The soil-borne plant pathogenic fungi controlled include species of Verticillium, Rhizoctonia, Pythium, Phytophthora, Sclerotinia, as well as Sclerotium rolfsii, Armillaria mellea (Oak root fungus), and Plasmodiophora brassicae (Club root of crucifers).

The plant parasitic nematodes which SECTAGON 42 controls include root knot, lesion, dagger, lance, needle, pin, reniform, stunt, stubby root, sting and spiral.

Note: SECTAGON 42 will only control nematodes that are in the fumigated zone at the time of treatment. The fumigated zone is defined as the depth of penetration that SECTAGON 42 achieves at the time of application. In Oregon and Washington, SECTAGON 42 will only suppress Meloidogyne chitwood.

Other pests controlled include symphillids or garden centipedes.

Treatment Guidelines

For optimum results from soil fumigation with SECTAGON 42 certain procedures should be observed at designated times in the treatment program. Described in this section are important guidelines for each of the four stages of the treatment process:

Planning a SECTAGON 42 Application

Preparing a field for application

Applying SECTAGON 42

Preparing for planting after application of SECTAGON 42

Your sales representative will help you select the best treatment program for your particular needs.

Planning a SECTAGON 42 Application

Time of Application

SECTAGON 42 is applied after harvest and 14-21 days before a new crop is planted. In some areas of North America, fall applications are preferred because the fumes dissipate over the winter, allowing planting to begin as soon as favorable springtime conditions arrive.

Application Rate

Apply 1 to 80 gallons of SECTAGON 42 per treated acre depending on crop, target pest, and soil properties. Soil properties to consider when determining the application rate include the depth of soil to be treated, soil texture and percent organic matter.

BEST AVAILABLE COPY

6-14-93

Application in Tank Mix with Liquid Fertilizer

SECTAGON 42 may be injected in a mixture with liquid fertilizers. Since the composition of liquid fertilizers vary considerably, the physical compatibility of each fertilizer/SECTAGON 42 tankmix should be checked by using the following procedure:

Mix a small quantity of SECTAGON 42 and liquid fertilizer in a glass container. SECTAGON 42 and fertilizer should be mixed in the same ratio as they will be applied to the field (i.e., if 40 gallons of SECTAGON 42 and 40 gallons of liquid fertilizer are to be applied per acre, then SECTAGON 42 and fertilizer should be mixed in the jar in a 40:40 or 1:1 ratio). Agitate the liquids to attain a complete mixture.

If a uniform mix cannot be made, the mixture should not be used. If the mixture remains uniform for 30 minutes, the combination may be used. Should the mixture separate after 30 minutes, but readily remix uniformly with agitation, the mixture can be used if adequate agitation is maintained in the tank.

DO NOT PLACE CAPS ON JAR, AS INCOMPATIBLE MIXES MAY EVOLVE HYDROGEN SULFIDE GAS.

USE PROMPTLY AFTER MIXING WITH WATER OR FERTILIZER. DO NOT ALLOW SOLUTION TO STAND.

Flush all equipment with water after each day's use. Disassemble valves and clean carefully.

Target Pest and Depth of Treatment

For control of weeds and fungi causing seed or seedling diseases, treatment of only the top 1 to 4 inches of soil may be required. For control of nematodes and fungi which occur throughout the rhizosphere, treatment to depths of greater than 4 inches may be required. For a given soil type, the required application rate will increase proportionately with the depth of treatment required.

For example, if 25 gallons of SECTAGON 42 per acre is required to treat 4 inches, then 50 gallons of SECTAGON 42 will be required to treat to a depth of 8 inches. Choose the appropriate application method to distribute SECTAGON 42 evenly throughout the soil to the required depth.

Organic Matter in the Soil

Plant material under the soil surface should be thoroughly decomposed before SECTAGON 42 is applied. Because of the absorbing effect of humus, soils with high levels of organic matter under the surface require higher than usual doses of SECTAGON 42. For example, muck soils require twice the amount of fumigant that would be used in mineral soils.

Soil Texture

Application rates will vary with the soil texture. For instance, clay soils require more SECTAGON 42 than light sandy soil.

Preparing a Field for Application

Soil Cultivation

Cultivate the soil thoroughly before treatment, breaking up all large clods. If the soil crusts following pretreatment irrigation, lightly cultivate it again before treatment with SECTAGON 42.

Soil Temperature During Treatment

At the time of fumigation, the soil temperature should be in the range of 40°-90° F (4°-32° C) at a depth of 3 inches.

To prevent rapid evaporation of the product from the soil avoid treating soil during times of the day when soil temperature exceed 90° F (32° C). Instead, make the application during the early morning hours when the soil temperature is coolest.

Measuring the Soil Moisture

Application should be made under "good seed bed moisture condition"; that is, the soil moisture should be about 30-80% of field capacity. As a simple field test, squeeze a handful of soil into a ball and then gently try to break it apart with your fingers. If it breaks easily, the soil moisture content is sufficient. If it will not break apart or if water can be squeezed out, it is too wet. When necessary, 1-2 weeks prior to treatment sprinkle or flood irrigate the soil to increase the moisture content. The soil must be moistened to at least the desired treatment depth.

Phytotoxicity

SECTAGON 42 is phytotoxic. Protect valuable, non-target plants by stopping soil applications of SECTAGON 42 at least 3 feet short of the drip line of trees, shrubs, and other desirable plants. Crop injury, lack of effectiveness, or illegal pesticide residues in the crop can result from nonuniform distribution of treated water.



Applying SECTAGON 42

Use of Diluted SECTAGON 42

Do not store the diluted product. Use SECTAGON 42 promptly after it has been mixed with water. In dilute solutions in water, SECTAGON 42 decomposes over a period of weeks. Although SECTAGON 42 is stable in its concentrated form. It is unstable in acid dilutions.

Odors During Treatment

Strong odors during or after treatment are a signal that the fumigant is escaping and needs to be sealed in the soil.



10/1/93

The pesticide injection pipeline must contain a functional, automatic, quick-closing check valve to prevent the flow of fluid back toward the injection pump.

The pesticide injection pipeline must also contain a functional, normally closed, solenoid-operated valve located on the intake side of the injection pump and connected to the system interlock to prevent fluid from being withdrawn from the supply tank when the irrigation system is either automatically or manually shut down.

The system must contain functional interlocking controls to automatically shut off the pesticide injection pump when the water pump motor stops.

The irrigation line or water pump must include a functional pressure switch which will stop the water pump motor when the water pressure decreases to the point where pesticide distribution is adversely affected.

Systems must use a metering pump, such as a positive displacement injection pump (e.g., diaphragm pump) effectively designed and constructed of materials that are compatible with pesticides and capable of being fitted with a system interlock.

Do not apply when wind speed favors drift beyond the area intended for treatment.

FLOOD (BASIN), FURROW OR BORDER IRRIGATION SYSTEM CHEMIGATION

Systems using a gravity flow pesticide dispensing system must meter the pesticide into the water at the head of the field and downstream of a hydraulic discontinuity such as a drop structure or weir box to decrease potential for water source contamination from backflow if water flow stops.

Systems utilizing a pressurized water and pesticide injection system must meet the following requirements:

The system must contain a functional check valve, vacuum relief valve, and low pressure drain appropriately located on the irrigation pipeline to prevent water source contamination from backflow.

The pesticide injection pipeline must contain a functional, automatic, quick-closing check valve to prevent the flow of fluid back toward the injection pump.

The pesticide injection pipeline must also contain a functional, normally closed, solenoid-operated valve located on the intake side of the injection pump and connected to the system interlock to prevent fluid from being withdrawn from the supply tank when the irrigation system is either automatically or manually shut down.

The system must contain functional interlocking controls to automatically shut off the pesticide injection pump when the water pump motor stops.

The irrigation line or water pump must include a functional pressure switch which will stop the water pump motor when the water pressure decreases to the point where pesticide distribution is adversely affected.

Systems must use a metering pump, such as a positive displacement injection pump (e.g., diaphragm pump) effectively designed and constructed of materials that are compatible with pesticides and capable of being fitted with a system interlock.

Do not dilute in supply tanks. Agitation of supply tank recommended after freezing.

DRIP CHEMIGATION

The system must contain a functional check valve, vacuum relief valve, and low pressure drain appropriately located on the irrigation pipeline to prevent water source contamination from backflow.

The pesticide injection pipeline must contain a functional, automatic, quick-closing check valve to prevent the flow of fluid back toward the injection pump.

The pesticide injection pipeline must also contain a functional, normally closed, solenoid-operated valve located on the intake side of the injection pump and connected to the system interlock to prevent fluid from being withdrawn from the supply tank when the irrigation system is either automatically or manually shut down.

The system must contain functional interlocking controls to automatically shut off the pesticide injection pump when the water pump motor stops.

The irrigation line or water pump must include a functional pressure switch which will stop the water pump motor when the water pressure decreases to the point where pesticide distribution is adversely affected.

Systems must use a metering pump, such as a positive displacement injection pump (e.g., diaphragm pump) effectively designed and constructed of materials that are compatible with pesticides and capable of being fitted with a system interlock.

NOTICE: Do not operate irrigation systems without safety valves or other devices to prevent back siphoning of SECTAGON 42 into water sources. Irrigation water treated with SECTAGON 42 should be maintained on the treated area until the water is absorbed by the soil. The tank containing SECTAGON 42 must be connected to the discharge side of the irrigation pump or other pressurized equipment attached to the irrigation line. Do not apply in irrigation systems that result in overlapping application of SECTAGON 42. Do not apply when weather conditions favor drift from target areas.

PREPARING FOR PLANTING AFTER APPLICATION OF SECTAGON 42

Effect of Rain

If a SECTAGON 42 application is rained on less than 24 hours after treatment, lack of control at and near the soil surface may result.

BEST AVAILABLE COPY

Recontamination

Precautions must be taken to prevent recontamination of treated soil with plant pathogenic fungi and plant parasitic nematodes. Use clean seeds and plants. Before farm equipment is driven into the treated area, it should be rinsed free of the untreated soil from other fields.

Interval Between Treatment and Planting

Because SECTAGON 42 can be harmful to living plants, an appropriate interval must be observed between soil fumigation and planting. On well drained soils which have a light to medium texture and which are not excessively wet or cold following application, planting can begin 14-21 days after treatment. If soils are heavy or especially high in organic matter, or if they remain wet and/or cold (below 60° F or 15° C) following application, a minimum interval of 30 days should be observed.

Aeration before planting

Soils, including soils high in clay or organic matter, should be allowed to aerate and dry thoroughly after treatment with SECTAGON 42. During cold and/or wet weather, frequent shallow cultivation can aid the escape of SECTAGON 42 from the soil.

Testing for Dissipation of SECTAGON 42

After the waiting period has passed, if there is any question about the complete escape of SECTAGON 42 from the soil, transplant a seedling into the treated soil. If the plant develops normally without any signs of chemical injury, crop planting can begin.

USES, APPLICATION METHODS & RATES

FIELD APPLICATION

WHERE ENTIRE AREA IS BEING TREATED

POWER ROLL SEAL METHOD (NON TARP)

Use a RO-TO-VATE & ROLL™ Applicator only. Contact your local agricultural extension service, distributor or the manufacturer for approved RO-TO-VATE & ROLL™ Applicator specifications.

When to Treat: Apply SECTAGON 42 2-6 weeks prior to planting, whenever soil type and conditions permit. For best results with annual crops, treat the soil each year. Do not use SECTAGON 42 to treat any type of soil when it is cold and/or wet.

Soil Preparation: SECTAGON 42 gives best results when conditions permit thorough diffusion of the fumigant through the soil and the soil surface can be power roll sealed to prevent excessive fumigant loss during the exposure period. The soil should be prepared to seed bed condition, free of dry clods, relatively low in undecomposed organic matter with a level soil surface. A smooth soil surface is required for uniform distribution of SECTAGON 42 during incorporation.

Soil Moisture: Soil moisture should range between 30-50% of field capacity.

Soil Temperature: Soil temperature should range between 40° to 90° F at the depth of incorporation. Cool soil temperature and high soil moisture will slow diffusion of fumigant and planting date/time may be delayed. Hot soil temperature and low soil moisture allows extremely rapid diffusion of fumigant and hinders a good soil seal.

Application: Use undiluted SECTAGON 42. Apply with suitable application equipment that will ensure incorporation of SECTAGON 42 to the desired depth below the final soil surface. (Contact your dealer or the manufacturer for the specifications for suitable application equipment).

DOSAGE AND USE RECOMMENDATIONS

GALLONS PER TREATED ACRE

SOIL TYPE	DEPTH OF INCORPORATION					
	1"	2"	3"	4"	5"	6"
SAND	2 - 4	4 - 8	6 - 14	9 - 12	12 - 24	14 - 28
SANDY LOAM	3 - 6	6 - 12	9 - 18	12 - 24	15 - 30	18 - 36
SILT LOAM	3 - 8	7 - 15	12 - 24	15 - 30	16 - 32	24 - 48
CLAY LOAM	5 - 9	8 - 16	14 - 27	16 - 32	24 - 48	27 - 54
ORGANIC PEAT OR MUCK	5 - 9	9 - 18	14 - 27	18 - 36	24 - 48	27 - 54

Important Soil Treatment Precautions

Crops to be hilled: For crops that require soil movement (hilling) prior to or after planting, incorporate SECTAGON 42 to a depth that will allow the tillage required to occur without penetrating below the depth of treatment.

Crops to be bedded: For crops to be bedded care must be taken that exposed sides of raised beds are not cracked or open compared to the power rolled surface. If necessary, add power rollers of the required height or other sealing equipment to the ends of the bedding equipment to seal the sides.

Note: The use of SECTAGON 42 for the control of weeds, seed seeds and shallow inhabiting soil fungi requires that NO SOIL CULTIVATION OCCUR FOLLOWING TREATMENT until time of planting.

This method of treating soil with SECTAGON 42 will not be effective for the control of nematodes outside the treated zone.

BEST AVAILABLE COPY 6-14-93

11-2-94

This method of SECTAGON 42 application can be used in combination with other soil fumigants to control the nematodes persisting in the surface 1 to 6 inches of soil normally not controlled with injected soil fumigants.

Zone of treatment will be limited by diameter of applicator. If pest is deeper than applicator can treat to, use a different method. For further information contact your local agricultural extension service or the manufacturer.

SOIL INJECTION

Use injectors (shanks, blades, fertilizer wheels, plows, etc.) to apply SECTAGON 42 at the rate of 15 to 75 gallons per acre into well prepared soil. Seal immediately after application.

Example: apply through injectors placed 4 inches below surface and 5 inches apart.

SPRINKLER SYSTEM

Use only those sprinkler systems which give large water droplets to prevent excess loss. Use 40 to 75 gallons SECTAGON 42 per acre for control of nematodes and fungi at a depth of 24 inches. For control of weeds and fungi at a depth of 8 inches or less, use 15 to 75 gallons per acre. Inject the SECTAGON 42 in enough water to reach the desired treatment depth. The product should be continuously metered into the irrigation system throughout the entire application period. Flush the system with only enough water to clear lines. If the soil surface dried quickly, reseal it with 15 minutes of water once a day for the next day or two.

When using a sprinkler application method, apply SECTAGON 42 only when the air temperature is below 90° F (32° C). This precaution is recommended to guard against evaporation of the product. Either low humidity or high winds can also cause the evaporation of SECTAGON 42 before it can be drenched into the soil. To prevent wind drift of the fumigant, apply only when wind conditions are suitable.

To prevent runoff of treatment solution during sprinkler application, do not exceed the infiltration rate of the solution into the soil. Should runoff occur, isolate it from growing crops and water sources. Once collected, reapply it to the treated area. See use precautions in "CHEMIGATION" section.

CHECK OR FLOOD IRRIGATION

Meter SECTAGON 42 at a steady rate into water during irrigation. Use 40 to 75 gallons of SECTAGON 42 per acre, depending upon the kind of pest and depth desired, in 3 to 18 inches of water per acre. See use precautions in "CHEMIGATION" section.

DISC APPLIED METHOD

Spray SECTAGON 42 immediately in front of disc. Use 15 to 75 gallons per acre. Follow immediately with a roller to smooth and compact the soil surface.

DRIP IRRIGATION

SECTAGON 42 may be injected into drip irrigation systems prior to planting. The area must be calculated in accordance with the size of the band treated. Apply 40 gallons per broadcast acre in one acre inch of water (27,000 gallons). The resulting concentration is 700 ppm on a weight basis. (Example: if the emitters irrigate 10% of each acre then use 5 gallons SECTAGON 42 in 2,700 gallons water). Inject continuously. Do not slug treat. See use precautions in "CHEMIGATION" section.

APPLICATION TO BED OR ROWS

POWER ROLL SEAL METHOD (NON TARP)

Use a modified RO-TO-VATE & ROLL™ Applicator only. Contact your local agricultural extension service, distributor or the manufacturer for approved RO-TO-VATE & ROLL™ Applicator specifications.

When to Treat: Apply SECTAGON 42 2-6 weeks prior to planting, whenever soil type and conditions permit. For best results with annual crops, treat the soil each year. Do not use SECTAGON 42 to treat any type of soil when it is cold and/or wet.

Soil Preparation: SECTAGON 42 gives best results when conditions permit thorough diffusion of the fumigant through the soil and the soil surface can be power roll sealed to prevent excessive fumigant loss during the exposure period. The soil should be prepared to seed bed condition, free of dry clods, relatively low in undecomposed organic matter with a level soil surface. A smooth soil surface is required for uniform distribution of SECTAGON 42 during incorporation.

Soil Moisture: Soil moisture should range between 30-50% of field capacity.

Soil Temperature: Soil temperature should range between 40° to 90° F at the depth of incorporation. Cool soil temperature and high soil moisture will slow diffusion of fumigant and planting date/time may be delayed. Hot soil temperature and low soil moisture allows extremely rapid diffusion of fumigant and hinders a good soil seal.

Application: Use undiluted SECTAGON 42. Apply with suitable application equipment that will ensure incorporation of SECTAGON 42 to the desired depth below the final soil surface. (Contact your dealer or the manufacturer for the specifications for suitable application equipment).

BEST AVAILABLE COPY

DOSAGE AND USE RECOMMENDATIONS

GALLONS PER TREATED ACRE						
SOIL TYPE	DEPTH OF INCORPORATION					
	1"	2"	3"	4"	5"	6"
SAND	2-4	4-8	6-14	9-12	12-24	14-28
SANDY LOAM	3-6	6-12	9-18	12-24	15-30	18-36
SILT LOAM	3-8	7-15	12-24	15-30	16-32	24-48
CLAY LOAM	5-9	8-16	14-27	16-32	24-48	27-54
ORGANIC PEAT OR MUCK	5-9	9-18	14-27	18-36	24-48	27-54

Important Soil Treatment Precautions

Crops to be hilled: For crops that require soil movement (hilling) prior to or after planting, incorporate SECTAGON 42 to a depth that will allow the tillage required to occur without penetrating below the depth of treatment.

Crops to be bedded: For crops to be bedded care must be taken that exposed sides of raised beds are not cracked or open compared to the power rolled surface. If necessary, add rollers of the required height or other sealing equipment to the ends of the bedding equipment to seal the sides.

Note: The use of SECTAGON 42 for the control of weeds, weed seeds and shallow inhabiting soil fungi requires that **NO SOIL CULTIVATION OCCUR FOLLOWING TREATMENT** until time of planting.

This method of treating soil with SECTAGON 42 will not be effective for the control of nematodes outside the treated zone. This method of SECTAGON 42 application can be used in combination with other soil fumigants to control the nematodes persisting in the surface 1 to 6 inches of soil normally not controlled with injected soil fumigants.

Zone of treatment will be limited by diameter of applicator. If pest is deeper than applicator can treat to, use a different method. For further information contact your local agricultural extension service or the manufacturer.

SOIL INJECTION

SECTAGON 42, at the rate of 50 to 75 gallons per treated acre (1 to 1.5 pints per 100 sq. ft.) may be injected into preformed plant beds following the directions given above under soil injection. If a wider treated band is desired, space 2 or more injectors (shanks,

blades, fertilizer wheels, etc.) at desired intervals to cover the desired treating width. Seal immediately.

If SECTAGON 42 is injected into established plant beds through plastic tarps to terminate growth of a previous crop, and to fumigate the bed in preparation for planting a subsequent crop, the terminated crop should not be used for any food or feed purposes after SECTAGON 42 has been applied.

SOIL COVERING METHOD (BED-OVER METHOD)

SECTAGON 42 may be sprayed or dripped onto the soil immediately ahead of bed-shaping equipment. Cover the SECTAGON 42 with soil to a depth of 3 to 6 inches. The soil should be rolled and compacted immediately. The recommended rate of SECTAGON 42 is 40 to 75 gallons per acre of treated soil, approximately equivalent to .5 to 1.5 pints per 100 linear ft. of 12-inch wide row.

DRIP IRRIGATION

During pre-irrigation, check drip tape for uniform distribution and repair if necessary. Apply 15 to 75 gallons SECTAGON 42 per treated acre (0.25 to 1.5 pints per 100 sq. ft.) using enough water to thoroughly wet entire desired treatment zone. During the entire irrigation period, inject SECTAGON 42 continuously into drip line as close as possible to treatment area. Two or more lines per bed may be needed to ensure full coverage.

Application must be continuously supervised. This is very important: weed elimination will not be satisfactory if too much water is applied. An adequate concentration of SECTAGON 42 must be present at the time of weed seed germination in order to be effective. Further directions for use are as follows: Ground must be in seed-bed condition, no clods larger than 1/2" in diameter. Beds must be listed, shaped and ready for planting. Soil moisture must be at 50% of field capacity in the top 2-3" at time of SECTAGON 42 application. See use precautions in "CHEMIGATION" section.

DRENCH METHOD

SECTAGON 42 may be applied to finished beds in enough water to soak at least 2 inches deep for control of shallow seeded weeds. To avoid contamination of untreated soil, do not disturb the treated area. Apply 15 to 75 gallons of SECTAGON 42 per treated acre.

ADDITIONAL RECOMMENDATIONS

TOBACCO PLANT BEDS

Fall applications are recommended whenever possible. Read and follow DIRECTIONS FOR USE carefully. Treatment in the South should generally be made before November 30.

A. TARP METHOD: Prepare the bed 5 to 7 days before application to insure best conditions for weed seed germination and fumigant action of SECTAGON 42. The bed should be free of clods, level and in good till. Apply 1 to 1 1/4 pints per 100 sq. ft.

BEST AVAILABLE COPY

6-14-93

SECTAGON 42 in a minimum of 40 gal. of water per 100 sq. yds. Apply uniformly over the entire bed. Cover the bed immediately with a plastic cover. Keep covered no less than one day, but no more than two days. The cover need not be tented, but should be secured to prevent wind from uncovering the treated area. Seven days after date of SECTAGON 42 application, loosen the treated soil to a depth of 2 in. Do not seed tobacco earlier than 21 days after SECTAGON 42 application.

B. DRENCH METHOD: Apply 2 gal. SECTAGON 42 in 150 to 200 gal. of water per 100 sq. yd. Application may be made with sprinklers, sprayers with nozzles or any suitable equipment. Follow directions given above for seed bed treatment.

SYMPHYLID SUPPRESSION

Soil should be in good seed bed condition to a depth of 8 to 10 inches. Maintain adequate moisture during spring season. Treat during July-August when symphyliids are in the upper soil surface. Apply 15 gal. SECTAGON 42 per acre using blade or chisel injector. Inject below level of symphyliid concentration, usually 6 to 8 inches. Pack soil immediately after application.

NOTE: SECTAGON 42 will only control Nematodes which are in the fumigated zone at the time of treatment.

POTATOES

For suppression of potato pests such as Root Knot Nematodes, Weed Seeds, Verticillium Dahliae (Early Maturity Disease).

Apply 30 to 75 gals. SECTAGON 42 per acre using thin shank injector rig.

Sprinkler system preplant application - Use 40 to 75 gallons of SECTAGON 42 per acre. Inject into a sprinkler system that can deliver an even water distribution for the area being treated. Inject all of the SECTAGON 42 needed for the area covered and apply in a minimum of 1 acre inch of water. Soil temperature should be in the range of 40° F. to 90° F. in the treatment zone. Soil moisture immediately prior to treatment must be 50 to 75% of field capacity down to 24" level. SECTAGON 42 may be applied where crop stubble or vegetation exists without prior tillage, provided there is adequate soil penetration of SECTAGON 42. Soil condition must facilitate even moisture penetration without runoff. On very light soils, keep surface area moist by sprinkling periodically for 2 or 3 days. Do not apply when plants are present. See use precautions in "CHEMIGATION" section.

NOTE: SECTAGON 42 will suppress root knot nematodes in the fumigated zone at the time of treatment. The fumigated zone is defined as the depth of penetration that SECTAGON 42 achieves at the time of application.

If high numbers or deep nematodes are identified, anticipate nematodes to build up throughout the growing season. Some damage will occur unless additional action is taken.

SECTAGON 42 has no soil residue and reinfestation of a field can occur from numerous sources such as deep nematode populations, seed pieces, irrigation water, equipment contamination and blowing wind.

EARLY MATURITY DISEASES OF POTATOES IN OREGON

Apply 30 gallons SECTAGON 42 per treated acre using thin shank injector rig with shanks spaced at intervals to cover the desired treating width.

NOTE: SECTAGON 42 will suppress root knot nematodes in the fumigated zone at the time of treatment. The fumigated zone is defined as the depth of penetration that SECTAGON 42 achieves at the time of application.

MINT

Verticillium wilt control.

When infestation is limited to small spots in a field, spread can be reduced by treating the soil with 75 gals. SECTAGON 42 per treated acre (1 1/2 pints per 100 sq. ft.) using injector blade or thin shank injector rig with injectors spaced at intervals to cover the desired treating width.

WHEAT AND BARLEY

For suppression of certain root diseases caused by Early Season Soil Fungi - before applying SECTAGON 42 cultivate the area to be treated to break up clods. Apply 2 to 7.5 gallons per treated acre 14 to 21 days before planting. SECTAGON 42 may be diluted with water or non-acidic liquid fertilizer immediately before applying. Inject SECTAGON 42 to a depth of 5 to 8 inches into moist soil. Space injector shanks at intervals to cover the desired treating width.

Do not mix SECTAGON 42 with acidic fertilizer or other acidic solutions. For best results, moisture in the treated zone should be 50% of field capacity or more.

Use only in areas which receive 15 or more inches of rainfall per year.

PEANUTS - CYLINDROCLADIUM BLACK ROT (CBR) CONTROL

Apply SECTAGON 42 at the following rates

CBR-resistant cultivar (NC 8C): 7.5 gallons per treated acre or 4 pints per 1,000 feet of treated row CBR-susceptible peanut cultivars (Floriant, GK-3, NC-5 Keel 29): 15 gallons per treated acre or 8 pints per 1,000 feet of treated row CBR-highly susceptible cultivars (VA 81B, NC7): use of SECTAGON 42 is not recommended.

Soil Preparation - Before applying SECTAGON 42, residue from the previous crop should be decomposed (terminated by fall disking) and plowed under in the spring with mold-board plow. Soil incorporated preplant herbicides must be applied before application of SECTAGON 42.

Application - Apply SECTAGON 42 with a gravity flow regulator through chisel-type or coultter-type applicators. Center each applicator, one per row, in front of a bed-taper to mark the location of chemical deposition. SECTAGON 42 should be deposited 6 to 8 inches below the soil surface of beds. Bed and

10/14

applicator spacing should coincide with row spacing at planting. Soil temperatures must be in a the range of 60° F to 90° F at 3 inch depth before application.

Tillage and Planting after Application - Do not mix treated soil with untreated soil by tillage or other cultural practices. Plant peanuts in the center of treated beds no earlier than 14 days following application of SECTAGON 42. An at-planting nematicide treatment will be necessary in fields with heavy infestation of root knot, ring and/or string nematode.